



ALELUIA CERÂMICAS


19

20

GENERAL CATALOGUE

SYMBOLS

Símbolos . Symboles . Symbole . Símbolos . Символы

	WALL & FLOOR / PORCELAIN TILES Revestimento e Pavimento / Porcelanato . Revêtements & Carreaux de Sol / Grés Cérame Wand & Boden / Feinsteinzeug . Revestimiento y Pavimento / Porcelánico . Настенная плитка и Плитка для пола / Керамогранит
	WALL / WALL TILES Revestimento . Revêtements Wandfliesen . Revestimiento . Настенная Плитка
	WALL & FLOOR / GLAZED TILES Revestimento e Pavimento / Pavimento em Grés . Revêtements & Carreaux de Sol / Sol en Grès Wand & Boden / Bodenfliesen aus Steinzeug . Revestimiento y Pavimento / Pavimento en Gres . Настенная плитка и Плитка для пола / Глазуванная плитка для пола
	UNGLAZED FULL BODY PORCELAIN Porcelanato extrudido não esmaltado toda massa . Grés Cérame plaine masse non vitrifiée Unglasiertes Feinsteinzeug . Porcelánico toda masa . Нерлазурованный полнотельный керамогранит
	DECORATIONS SOLD PER SQM Decorações vendidas ao M² . Décorations vendu au M² Dekorationen verkauft pro M² . Decoraciones vendidas al M² . Декорация продается за 1M²
	THE PIECES SHOULD BE APPLIED IN THE SAME DIRECTION AS THE BACKSIDE OF THE TILE Aplicação das peças no sentido das linhas do tardez . Application des pièces dans le sens des lignes de l'arrière Die Teile müssen in der gleiche Richtung der Plattenrücksteite aufgetragen werden . Aplicación de piezas en la misma dirección de las líneas traseras Укладка плитки в том же направлении, что линии на обратной стороне плитки
	NET GLUED PIECES Peças coladas em rede . Pièces collées sur réseau Stücke auf Netz geklebt . Piezas pegadas en red . Элементы приклеенные на сетке
	SLIP RESISTANCE Resistência ao Escorregamento . Résistance au Glissement Rutschhemmung . Resistencia al Deslizamiento . Устойчивость к скольжению
	THICKNESS Espessura . Epaisseur Dicke . Espesor . Толщина
	UNIFORM APPEARANCE Uniforme . Uniforme Einheitlich . Uniforme . Равномерный
	SLIGHT VARIATION Variação Ligeira . Légère Variation Leichte Abweichung . Variación Ligera . Незначительные изменения
	MODERATE VARIATION Variação Moderada . Variation Modérée Mäßige Abweichung . Variación Moderada . Умеренные изменения
	STRONG VARIATION Variação Forte . Forte Variation Starke Abweichung . Variación Fuerte . Большие изменения
	MATTE Mate . Mat Matt . Mate . Матовая Поверхность
	SHINE Brilho . Brillant Glanz . Brillo . Глянцевая Поверхность
	MATTE/SHINE Mate/Brilho . Matte/Brillant Matt/Glanz . Mate/Brillo . Матовая Поверхность/Глянцевая Поверхность
	NATURAL (MATTE) Natural (Mate) . Naturel (Matte) Natürlich (Matt) . Natural (Mate) . Натуральный (Матовая поверхность)
	NATURAL (MATTE/SHINE) Natural (Mate/Brilho) . Naturel (Matte/Brillant) Natürlich (Matt/Glanz) . Natural (Mate/Brillo) . Натуральный (Матовая поверхность/Глянцевая поверхность)
	NATURAL (SHINE) Natural (Brilho) . Naturel (Brillant) Natürlich (Glanz) . Natural (Brillo) . натуральный (Глянцевая поверхность)
	SEMI-POLISHED (MATTE) Semi-pulido (Mate) . Semi-poli (Matte) Anpoliert (Matt) . Semi-pulido (Mate) . Полуполированный (Матовая поверхность)
	SEMI-POLISHED (MATTE/SHINE) Semi-pulido (Mate/Brilho) . Semi-poli (Matte/Brillant) Anpoliert (Matt/Glanz) . Semi-pulido (Mate/Brillo) . Полуполированный (Матовая поверхность/Глянцевая поверхность)
	SEMI-POLISHED (SHINE) Semi-pulido (Brilho) . Semi-poli (Brillant) Anpoliert (Glanz) . Semi-pulido (Brillo) . Полуполированный (Глянцевая поверхность)
	ANTI-SLIP Anti-derrapante . Antidérapant Rutschfest . Antideslizante . Противоскользящий
	HAMMERED Bujardado . Martelé Gehämmert . Bujardado . Кованые
	RECTIFIED Retificado . Rectifié . Rektifiziert . Rectificado . Ректифицированный
	PRE-CORTE PRE-CUT Pré-corte . Pré-coupe . Vorgeschnitten . Pre-corte . Материал с насечкой
	SEMI-CORTE SEMI-CUT Semi-corte . Semi-coupe . Angeschnitten . Semi-corte . Нолу-разрез



ALELUIA CERÂMICAS

INDEX




INDEX BY LOOK	4
INDEX BY SLIP RESISTANCE	5
INDEX BY FORMAT	6

WALL & FLOOR TILES

A	H	P
ÁGUEDA 246	HERITAGE (NEW) 260	PIAZEN (NEW) 158
ALINE 290	HOME 350	PLAN 380
ALPE 58		PLASTER 40
ARABESQUE (NEW) 278		PORTLAND 74
AVENUE 20	I	
	INDUSTRIAL 416	
		R
B	K	REBOOT (NEW) 102
BALANCE (NEW) 148	KERABRAILLE 422	RENOVATION 394
BLUR 330	KOMPACT 66	ROCK 180
BOARD 298	KREA 88	RÚSTICO 356
BOSCO (NEW) 116		
BOULEVARD (NEW) 14	L	S
BRANCOS 382	LODGE 122	SAHARA 234
	LUMBER (NEW) 110	SCALES (NEW) 280
		SHERWOOD 138
C	M	SPOONY 336
CALÇADA 246	MASH 320	
CASTLE 130	MELGAÇO 244	T
CLOUD 306	MERGE 82	TECHNICAL 408
CONCRETE 28	MIAMI 186	TOUCH (NEW) 250
CORE 214	MINIMAL 374	
	MOOD 344	U
D	MUSTANG SLATE 170	URBAN 282
DAKAR 200		URBAN ATELIER 266
DECK 142	N	
DUNE 314	NADINE 232	V
DUOMO 206	NATURA 220	VALLE 50
E	O	Z
ESSENCE (NEW) 360	OCEAN 194	ZON 232
F		
FACADES 400		
FEEL (NEW) 368		
FOCUS 100		

TECHNICAL INFORMATION

TECHNICAL DATA	432
UPEC	442
RECOMMENDATIONS FOR APPLICATION AND USE	446
VENTILATED FACADES	451
PACKAGES AND WEIGHTS	452



CEMENT . Cimento . Ciment . Zement . Cemento . Цемент

Boulevard (NEW)	14	Valle	50	Merge	82
Avenue	20	Alpe	58	Krea	88
Concrete	28	Kompact	66	Focus	100
Plaster	40	Portland	74	Reboot	102

WOOD . Madeira . Bois . Holz . Madera . Дерево

Lumber (NEW)	110	Lodge	122	Sherwood	138
Bosco (NEW)	116	Castle	130	Deck	142

STONE . Pedra . Pierre . Stein . Piedra . Камень

Balance (NEW)	148	Dakar	200	Sahara	234
Piazen (NEW)	158	Duomo	206	Melgaço	244
Mustang Slate	170	Core	214	Águeda	246
Rock	180	Natura	220	Calçada	246
Miami	186	Nadine	232		
Ocean	194	Zon	232		

COLOUR & DESIGN . Cor & Design . Couleur & Design . Farbe & Design . Color & Design . Цвет и Стиль

Touch (NEW)	250	Aline	290	Spoony	336
Heritage (NEW)	260	Board	298	Mood	344
Urban Atelier	266	Cloud	306	Home	350
Arabesque (NEW)	278	Dune	314	Rústico	356
Scales (NEW)	280	Mash	320		
Urban	282	Blur	330		

ARCHITECTURE . Arquitetura . Architecture . Architektur . Arquitectura . Архитектура

Essence (NEW)	360	Minimal	374	Branços	382
Feel (NEW)	368	Plan	380		

TECHNICAL PORCELAIN TILES . Porcelanato Técnico . Grès Cérame Technique . Technisches Feinsteinzeug

Renovation	394	Technical	408	Kerabralle	422
Facades	400	Industrial	416		

CLASSIFICATION . Classificação . Classe . Klassifizierung . Clasificación . Классификация

Page	SERIES Série . Série Serie . Serie . Серии	FINISH Acabamento . Finition Oberflächen . Acabado . Отделка	DIN 51130				DIN 51097			ENV 12633		
			R9	R10	R11	R12	Class A	Class B	Class C	Class 1	Class 2	Class 3
58	Alpe	Matte	R9									
20	Avenue	Natural	R9									
148	Balance	Natural		R10				B				
116	Bosco	Natural		R10								
		Anti-Slip			R11			B				
14	Boulevard	Natural	R9				A			1		
		Anti-Slip			R11							
246	Calçada	Matte		R10						1		
130	Castle	Natural		R10			A					
28	Concrete	Natural		R10						1		
214	Core	Natural / Semi-Polished		R10						1		
200	Dakar	Natural		R10								
142	Deck	Natural			R11					C	1	
206	Duomo	Natural			R11		A				2	
360	Essence	Natural		R10			A	B (Branco)				
100	Focus	Anti-Slip			R11							
		Natural	R9							1		
		CI		R10			A				2	
416	Industrial	Anti-Slip			R11			B				3
		Textured CI				R12		B				3
		Drainage Textured				R12-V6			C			3
66	Kompact	Natural (In)	R9									
		Anti-Slip (Out)			R11						2	
122	Lodge	Natural		R10						1		
110	Lumber	Natural	R9				A					
		Anti-Slip			R11			B				
244	Melgaço	Anti-Slip			R11		A				2	
186	Miami	Natural		R10								
170	Mustang Slate	Natural / Matte		R10			B					
220	Natura	Natural		R10						1		
158	Piazen	Natural		R10				B				
		Bush-Hammered			R11				C			
380	Plan	Anti-Slip			R11		A			1		
102	Reboot	Matte		R10				B			2	
138	Sherwood	Natural	R9									
		Anti-Slip			R10							
408	Technical	Natural	R9							1		
		CI			R10		A				2	
250	Touch	Natural			R10					C		
		Matte			R10							
50	Valle	Natural	R9							1		

With you since 1905!



WE OFFER DIVERSITY

If you seek the best for your home, we offer a wide range of products based on trends and focused on market demand, always keeping the consumer in mind. Sophisticated, diversified and multifunctional solutions that reflect your personality.

Oferecemos Diversidade

Se quer o melhor para a sua casa, nós oferecemos uma vasta gama de produtos baseada nas tendências orientada para a procura de mercado, sempre a pensar no consumidor. Soluções sofisticadas, diversificadas e multifuncionais que refletem a sua personalidade.

Nous Offrons la Diversité

Si vous voulez le meilleur pour votre maison, nous offrons une large gamme de produits orientée vers les tendances et le marché, toujours en pensant au consommateur. Des solutions sophistiquées, diversifiées et multifonctionnelles qui reflètent votre personnalité.

Wir bieten Vielfalt

Wenn Sie das Beste für Ihr Zuhause suchen, bieten wir eine breite Palette von Produkten an, die auf Trends gegründet und für die Marktbedarf orientiert ist. Anspruchsvolle, vielseitige und multifunktionale Lösungen, die Ihre Persönlichkeit widerspiegeln.

Ofrecemos Diversidad

Si quiere lo mejor para su casa, nosotros ofrecemos una amplia gama de productos basados en las tendencias y orientada para la demanda del mercado, siempre pensando en el consumidor. Soluciones sofisticadas, diversificadas y multifuncionales que reflejan su personalidad.



TRUST IN THE PRODUCTS

Thanks to the quality of Aleluia's products, you do not need to worry for many years. Our products are resistant to scratches, wear, stains, humidity and they are compatible with radiant floorings. To achieve this level of quality, we have made several investments, which resulted in obtaining several certifications.

Confiança nos Produtos

Graças à qualidade dos produtos Aleluia, não precisa de se preocupar durante muitos anos. Os nossos produtos são resistentes aos riscos, ao desgaste, às manchas, à humidade e são compatíveis com pisos radiantes. Para obter esta qualidade, fizemos muitos investimentos que se refletiram na obtenção de várias certificações.

Confiance dans les Produits

Grâce à la qualité des produits Aleluia, vous n'avez pas à vous inquiéter pendant de nombreuses années. Nos produits sont résistants aux rayures, usure, les taches, l'humidité et sont compatibles avec le chauffage par le sol. Pour obtenir cette qualité, nous avons réalisés de nombreux investissements qui se sont traduits par l'obtention de plusieurs certifications.

Produktvertrauen

Dank der Qualität der Aleluia Produkte, müssen Sie sich für viele Jahre keine Sorgen machen. Unsere Produkte sind unempfindlich gegen Kratzer, Abnutzung, Flecken, Feuchtigkeit und sind mit radiale Fußbodenbelägen kompatibel. Um diese Qualität zu erreichen, haben wir viele Investitionen getätigt, die sich in mehreren Zertifizierungen widerspiegelten.

Confianza en los Productos

Gracias a la calidad de los productos Aleluia, no necesita de preocuparse por muchos años. Nuestros productos son resistentes a los rasguños, desgaste, manchas, humedad y son compatibles con suelos radiantes. Para obtener esta calidad, hicimos un montón de inversiones que se reflejaron en la obtención de diversas certificaciones.



THE FUTURE

Our research and development team, in partnership with several design studios, studies, on a daily basis, product trends, the diversity and consumer choices. All to guarantee new creative proposals that meet your preferences.

O Futuro

A nossa equipa de Investigação e Desenvolvimento, em parceria com vários estúdios de design, estuda diariamente as tendências de produto, a diversidade e as escolhas dos consumidores. Tudo para garantir novas propostas criativas que vão ao encontro das suas preferências.

Le Futur

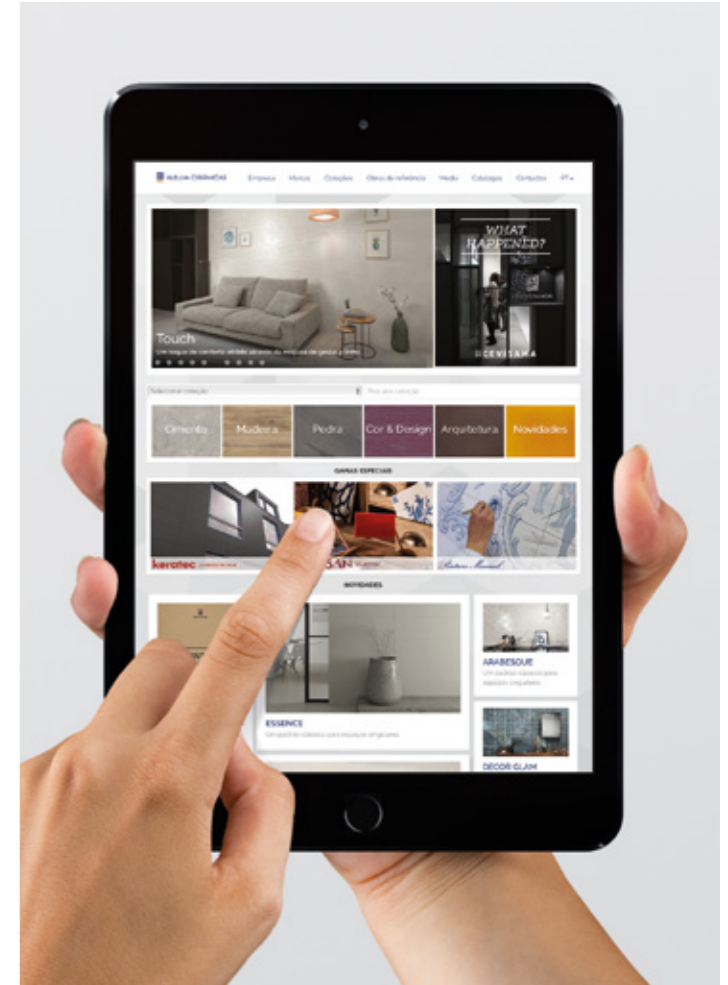
Notre équipe de recherche et développement, en partenariat avec divers studios de design, étudie quotidiennement les tendances des produits, la diversité et les choix des consommateurs. Tout cela pour garantir de nouvelles propositions créatives qui répondent à vos préférences.

Die Zukunft

Unser Forschungs- und Entwicklungsteam, in Zusammenarbeit mit verschiedenen Designstudios, untersucht täglich die Produktrends, die Vielfalt und die Auswahlen der Verbraucher. All dies garantiert neue kreative Vorschläge, die Ihren Wünschen entsprechen.

El futuro

Nuestro equipo de investigación y desarrollo, en colaboración con varios estudios de diseño, hace un estudio diario de las tendencias de producto, la diversidad y las opciones de los consumidores. Todo para asegurar nuevas propuestas creativas que satisfagan sus preferencias.



LET YOURSELF BE INSPIRED

Get to know our complete range at www.aleluia.pt

Deixe-se Inspirar

Conheça a nossa gama completa em www.aleluia.pt

Laissez-vous Inspirer

Découvrez notre gamme complète sur www.aleluia.pt

Lass sich inspirieren

Lernen Sie unser komplettes Sortiment unter www.aleluia.pt kennen

Déjate inspirar

Descubre la gama completa en www.aleluia.pt

Hand Painting



Hand Painting since 1905

Although Aleluia Cerâmicas has strongly invested in its strategy of development and diversification of products and markets, it has maintained, since 1905, a department of decorative panels and hand-painted tiles, which has been cited in the most important traditional tile art books.

Today the company prides itself in continuing the tile art tradition through the hands of specialized artists and painters who follow the designs and sketches, maintaining the quality transmitted by the masters. It is capable of responding to the most varied of decorative demands, from classic to the most modern designs, be it for a private home or for large-scale urban projects.

Associated with the traditional technique of hand painting, mono or polychromatic, new techniques of glazing, painting and formats offer innovative solutions for the Visual Arts, Architecture and Design.

The Artisan selection is a tribute to this noble art, through the reproduction and reinterpretation of patterns that make us travel through history.

Pintura Manual desde 1905

Apesar da sua estratégia de crescimento e diversificação de produtos e mercados, a Aleluia Cerâmicas mantém desde 1905 uma secção de Painéis decorativos e de azulejos seriados em pintura manual que é citada nos mais importantes livros de azulejaria.

Hoje orgulha-se de continuar a perpetuar a tradição azulejar pelas mãos de artistas e pintores especializados, que obedecem aos desenhos e esboços, mantendo a qualidade copista transmitida pelos seus mestres. Está apta a responder às mais variadas exigências decorativas, desde o clássico, às mais modernas conceções, quer para a residência individual quer para os grandes complexos urbanísticos.

Associa a técnica tradicional da pintura manual, mono, ou policromática, novas técnicas de vidrados, pinturas e formatos, oferecendo soluções inovadoras para as Artes Plásticas, Arquitetura e Design.

A seleção Artisan é um tributo a essa nobre arte, através da reprodução e reinterpretação de padrões que nos fazem viajar pela história desta arte.

Peinture Manuelle depuis 1905

Malgré sa stratégie de croissance et de diversification de produits et de marchés, Aleluia Cerâmicas maintient depuis 1905 une section de Panneaux décoratifs et d'azulejos numérotés, en peinture manuelle, qui est citée dans les livres de l'art de l'azulejo les plus importants.

Aujourd'hui, nous sommes fiers de continuer à perpétuer la tradition de l'azulejo à travers les mains d'artistes et de peintres spécialisés, qui obéissent aux dessins et croquis, en maintenant la qualité copiste transmise par leurs maîtres. Elle est apte à répondre aux exigences décoratives les plus variées, du classique aux conceptions les plus modernes, que ce soit pour la résidence individuelle ou pour les plus grands ensembles urbains.

Elle associe, à la technique traditionnelle de la peinture manuelle, mono ou polychromatique, de nouvelles techniques de glaçures, peintures et formats, en offrant des solutions novatrices pour les Arts Plastiques, l'Architecture et le Design.

La sélection de la gamme Artisan est un hommage à ce noble art. Nous voyageons à travers la reproduction et la réinterprétation de ces fresques manuelles.

Handmalerei seit 1905

Trotz ihrer Wachstumsstrategie und der Mannigfaltigkeit der Produkte und Märkte hat Aleluia Cerâmicas seit 1905 eine Abteilung für handgemalte dekorative Fliesentableaus und serienmäßige Azulejos, die in den bedeutendsten Büchern über die Azulejo-Kunst aufgeführt wird.

Heutzutage ist man stolz darauf, die Tradition der Azulejo-Kunst weiterhin fortzusetzen durch die Hände von spezialisierten Künstlern und Malern, die sich nach Zeichnungen und Skizzen richten und die von ihren Meistern überlieferte nachahmende Qualität aufrechterhalten. Sie ist geeignet, den verschiedensten

dekorativen Ansprüchen zu entsprechen, von der Klassik bis hin zu den modernsten Konzeptionen, sowohl für das Privathaus als auch für große städtische Komplexe.

Sie verbindet die traditionelle Technik der ein- oder mehrfarbigen Handmalerei mit neuen Techniken für Glas, Malereien und neuen Formaten, und bietet innovative Lösungen für die bildende Kunst, Architektur und Design.

Die Selektion Artisan ist eine Hommage an dieser edlen Kunst, durch die Reproduktion und Neuinterpretation von Mustern, die uns durch die Geschichte dieser Kunst reisen führen lässt.

Pintura Manual desde 1905

A pesar de su estrategia de crecimiento y diversificación de productos y mercados, Aleluia Cerâmicas mantiene desde 1905 una sección de paneles decorativos y de azulejos seriados en pintura manual que se cita en los libros más importantes de azulejaria.

Hoy se orgulla de seguir perpetuando la tradición del azulejo por manos de artistas y pintores especializados, que obedecen a los diseños y bocetos, manteniendo la calidad copista transmitida por sus maestros. Es capaz de responder a las más variadas exigencias decorativas, desde el clásico, a los diseños más modernos, tanto para residencia individual o para grandes complejos urbanos.

Asocia a la técnica tradicional de la pintura manual, mono, o poli cromática, nuevas técnicas de esmalte, pinturas y formatos, ofreciendo soluciones innovadoras para las artes plásticas, arquitectura y "design".

La selección Artisan es un homenaje a este noble arte, a través de la reproducción y reinterpretación de patrones que nos hacen viajar a través de la historia de este arte.

Ручная Роспись с 1905 года

Не смотря на то что "Aleluia Cerâmicas" решительно вложила в её стратегии развития и диверсификации продуктов и рынков, она сохранила начиная с 1905 года отдел декоративных панелей и ручной росписи плитки, которая была процитирована в важнейших традиционных книг по искусству плитки.

Сегодня компания гордится тем что продолжает традиции искусства плитки через руки специализированных художников-живописцев, которые следуют проекты и эскизы подержав качества передаваемая мастеров. Есть способность отвечать на самые различные декоративные требования, от классических до самых современных дизайнов, будь то частный дом или для крупных городских проектов. Связанно с традиционной технике ручной росписи, моно или полихромные, новые методы остекления, живопись и форматы предлагают инновационные решения для изобразительном искусстве, архитектуре и дизайне.



Cement



BOULEVARD

City style for spaces with character.

Estilo citadino para espaços com carácter.
Style urbain pour des espaces de caractère.
Stadtstil für Räume mit Charakter.
Estilo de ciudad para espacios con carácter.
Городской стиль для пространства с характером.

WALL:
BOULEVARD DARK 29.5X59.2 CM RET. NATURAL P3083R
FLOOR:
BOULEVARD DARK 59.2X59.2 CM RET. NATURAL P6098R




WALL:
BOULEVARD GREY 29.5X59.2 CM RET. NATURAL P3082R

FLOOR:
BOULEVARD GREY 59.2X59.2 CM RET. NATURAL P6097R



WALL & FLOOR / PORCELAIN TILES
 Revestimento e Pavimento / Porcelanato . Revêtements & Carreaux de Sol / Grès Cérame
 Wand & Boden / Feinsteinzeug , Revestimiento y Pavimento / Porcelánico
 Настенная плитка и Плитка для пола / Керамогранит

- 45x90cm / 17.7"x35.4"
- 60x60cm / 23.6"x23.6"
- 45x45cm / 17.7"x17.7"
- 30x60cm / 11.8"x23.6"



BOULEVARD DARK 29.5X59.2 CM RET. ANTI-SLIP P3087R


45x90cm / 17.7"x35.4"
 30x60cm / 11.8"x23.6"
 60x60cm / 23.6"x23.6"
 45x45cm / 17.7"x17.7"



LIGHT

44.3x88.8x1 cm ret.
 29.5x59.2x0.85 cm ret.
 30x60x0.85 cm

P9105R | C27
 P3080R | C21 P3084R | C22
 P3080 | C13 P3084 | C14



GREIGE

44.3x88.8x1 cm ret.
 29.5x59.2x0.85 cm ret.
 30x60x0.85 cm


P9106R | C27
 P3081R | C21 P3085R | C22
 P3081 | C13 P3085 | C14



GREY

44.3x88.8x1 cm ret.
 29.5x59.2x0.85 cm ret.
 30x60x0.85 cm

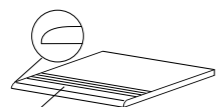
P9107R | C27
 P3082R | C21 P3086R | C22
 P3082 | C13 P3086 | C14



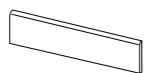
DARK

44.3x88.8x1 cm ret.
 29.5x59.2x0.85 cm ret.
 30x60x0.85 cm

P9108R | C27
 P3083R | C21 P3087R | C22
 P3083 | C13 P3087 | C14



**(L) STAIRSTEP . DEGRAU . PELDAÑO
 NEZ-DE-MARCHE . STUFE . СТУПЕНЬ**
 88.8(L)x44.3x1 cm ret. | D32
 59.2(L)x59.2x1 cm ret. | D30
 59.2(L)x29.5x1 cm ret. | D23
 59.2(L)x29.5x0.85 cm ret. | D21
 60(L)x60x1 cm | D25
 45(L)x45x0.85 cm | D20
 60(L)x30x1 cm | D20
 60(L)x30x0.85 cm | D18



**SKIRTING . RODAPÉ . RODAPIÉ
 PLINTHE . SOCKEL . ПЛИНТУС**
 8x44.3x1 cm ret. | D8
 8x59.2x1 cm ret. | D11
 8x60x1 cm | D9
 8x45x0.85 cm | D7

SIZES (CM)	PIECES / BOX	SQM / BOX	WEIGHT / BOX	BOX / PALLET	SQM / PALLET	WEIGHT / PALLET
Dimensão . Format Maße . Formato Размеры	Peças / Caixa . Pièces / Boîte Stück / Karton . Piezas / Caja Штук / Коробка	M² / Caixa . M² / Boîte M² / Karton . M² / Caja Кв.м / Коробка	Peso / Caixa . Poids / Boîte Gewicht / Karton . Peso / Caja Вес / Коробка	Caixa / Paleta . Boîte / Palette Kartons / Palette . Caja / Pallet Коробок / Поддон	M² / Paleta . M² / Palette M² / Karton . M² / Pallet Кв.м / Поддон	Peso / Paleta . Poids / Palette Gewicht / Palette . Peso / Pallet Вес / Поддон
44.3x88.8x1 ret.	2	0.787	17.72	43	33.841	782
29.5x59.2x0.85 ret.	7	1.220	22.60	40	48.800	924
30x60x0.85	7	1.260	23.40	40	50.400	956

45x90cm / 17.7"x35.4"
 30x60cm / 11.8"x23.6"
 60x60cm / 23.6"x23.6"
 45x45cm / 17.7"x17.7"



LIGHT

59.2X59.2X1 cm ret.
 60X60X1 cm
 45X45X0.85 cm

P6095R | C22
 P6095 | C16
 PE020 | C11



GREIGE

59.2X59.2X1 cm ret.
 60X60X1 cm
 45X45X0.85 cm

P6096R | C22
 P6096 | C16
 PE021 | C11



GREY

59.2X59.2X1 cm ret.
 60X60X1 cm
 45X45X0.85 cm

P6097R | C22
 P6097 | C16
 PE022 | C11



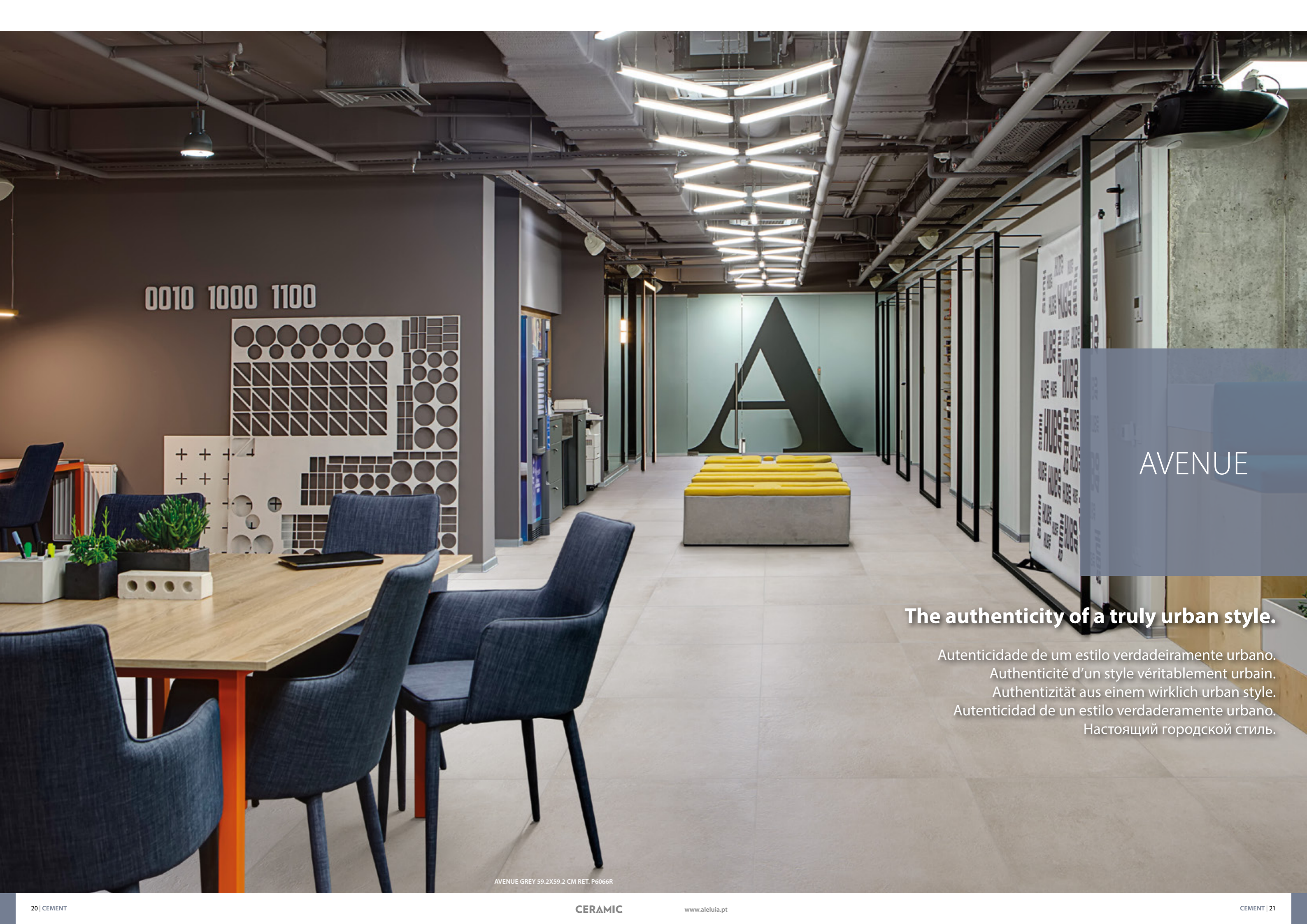
DARK

59.2X59.2X1 cm ret.
 60X60X1 cm
 45X45X0.85 cm

P6098R | C22
 P6098 | C16
 PE023 | C11



SIZES (CM)	PIECES / BOX	SQM / BOX	WEIGHT / BOX	BOX / PALLET	SQM / PALLET	WEIGHT / PALLET
Dimensão . Format Maße . Formato Размеры	Peças / Caixa . Pièces / Boîte Stück / Karton . Piezas / Caja Штук / Коробка	M² / Caixa . M² / Boîte M² / Karton . M² / Caja Кв.м / Коробка	Peso / Caixa . Poids / Boîte Gewicht / Karton . Peso / Caja Вес / Коробка	Caixa / Paleta . Boîte / Palette Kartons / Palette . Caja / Pallet Коробок / Поддон	M² / Paleta . M² / Palette M² / Karton . M² / Pallet Кв.м / Поддон	Peso / Paleta . Poids / Palette Gewicht / Palette . Peso / Pallet Вес / Поддон
59.2x59.2x1 ret.	3	1.050	23.20	36	37.800	855
60x60x1	3	1.080	23.78	36	38.880	876
45x45x0.85	5	1.010	19.20	36	36.360	711



0010 1000 1100

AVENUE

The authenticity of a truly urban style.

Autenticidade de um estilo verdadeiramente urbano.
Authenticité d'un style véritablement urbain.
Authentizität aus einem wirklich urban style.
Autenticidad de un estilo verdaderamente urbano.
Настоящий городской стиль.

AVENUE GREY 59.2X59.2 CM RET. P6066R



WALL:
AVENUE GREY 29.5X59.2 CM RET. P3046R

SHOWER:
MOSAIC AVENUE GREY 29.5X29.5 CM DC952

FLOOR:
AVENUE SAND 59.2X59.2 CM RET. P6065R



WALL & FLOOR / PORCELAIN TILES
 Revestimento e Pavimento / Porcelanato . Revêtements & Carreaux de Sol / Grès Cérame
 Wand & Boden / Feinsteinzeug . Revestimiento y Pavimento / Porcelánico
 Настенная плитка и Плитка для пола / Керамогранит

75x75cm / 29.5"x29.5"

60x60cm / 23.6"x23.6"

45x45cm / 17.7"x17.7"

30x60cm / 11.8"x23.6"




SAND



TAUPE



GREY



ANTHRACITE



AVENUE ANTHRACITE 59.2X59.2 CM RET. P6068R



-
-
-
-
-
-

75x75cm / 29.5"x29.5"
 60x60cm / 23.6"x23.6"
 45x45cm / 17.7"x17.7"
 30x60cm / 11.8"x23.6"



SAND
 75x75x1 cm ret. P7001R | C26
 59.2x59.2x1 cm ret. P6065R | C23
 44.3x44.3x0.85 cm ret. PE001R | C18
 60x60x1 cm P6065 | C17
 45x45x0.85 cm PE001 | C11



GREY
 75x75x1 cm ret. P7002R | C26
 59.2x59.2x1 cm ret. P6066R | C23
 44.3x44.3x0.85 cm ret. PE002R | C18
 60x60x1 cm P6066 | C17
 45x45x0.85 cm PE002 | C11



TAUPE
 75x75x1 cm ret. P7003R | C26
 59.2x59.2x1 cm ret. P6067R | C23
 44.3x44.3x0.85 cm ret. PE003R | C18
 60x60x1 cm P6067 | C17
 45x45x0.85 cm PE003 | C11



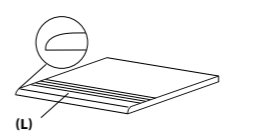
ANTHRACITE
 59.2x59.2x1 cm ret. P6068R | C23
 44.3x44.3x0.85 cm ret. PE004R | C18
 60x60x1 cm P6068 | C17
 45x45x0.85 cm PE004 | C11



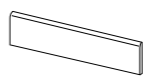
DECOR STAMP SAND
 59.2x59.2x1 cm ret. P6069R | C23
 60x60x1 cm P6069 | C17



DECOR STAMP GREY
 59.2x59.2x1 cm ret. P6070R | C23
 60x60x1 cm P6070 | C17



STAIRSTEP . DEGRAU . PELDAÑO
NEZ-DE-MARCHE . STUFE . СТУПЕНЬ
 59.2(L)x59.2x1 cm ret. | D30
 44.3(L)x44.3x0.85 cm ret. | D26
 59.2(L)x29.5x1 cm ret. | D23
 59.2(L)x29.5x0.85 cm ret. | D21
 60(L)x60x1 cm | D25
 45(L)x45x0.85 cm | D20
 60(L)x30x1 cm | D20
 60(L)x30x0.85 cm | D18



SKIRTING . RODAPÉ . RODAPÉ
PLINTHE . SOCKEL . ПЛИНТУС
 8x75x1 cm ret. | D12
 8x59.2x1 cm ret. | D11
 8x44.3x0.85 cm ret. | D8
 8x60x1 cm | D9
 8x45x0.85 cm | D7

SIZES (CM) Dimensão / Format Maße / Formato Размеры	PIECES / BOX Peças / Caixa . Pièces / Boîte Stück / Karton . Piezas / Caja Штук / Коробка	SQM / BOX M ² / Caixa . M ² / Boîte M ² / Karton . M ² / Caja Кв.м / Коробка	WEIGHT / BOX Peso / Caixa . Poids / Boîte Gewicht / Karton . Peso / Caja Вес / Коробка	BOX / PALLET Caixa / Paleta . Boîte / Palette Kartons / Palette . Caja / Pallet Коробок / Поддон	SQM / PALLET M ² / Paleta . M ² / Palette M ² / Pallette . M ² / Pallet Кв.м / Поддон	WEIGHT / PALLET Peso / Paleta . Poids / Palette Gewicht / Palette . Peso / Pallet Вес / Поддон
75x75x1 ret.	2	1.125	25.96	45	50.625	1183
59.2x59.2x1 ret.	3	1.050	23.20	36	37.800	855
44.3x44.3x0.85 ret.	6	1.178	22.40	36	42.408	826
60x60x1	3	1.080	23.78	36	38.880	876
45x45x0.85	5	1.010	19.20	36	36.360	711

AVENUE TAUPE 59.2X59.2 CM RET. P6067R



WALL:
AVENUE GREY 29.5X59.2 CM RET. P3046R
FLOOR:
AVENUE GREY 44.3X44.3 CM RET. PE002R

SIZES (CM)	PIECES / BOX	SQM / BOX	WEIGHT / BOX	BOX / PALLET	SQM / PALLET	WEIGHT / PALLET
Dimensão . Format	Peças / Caixa . Pièces / Boîte	M ² / Caixa . M ² / Boîte	Peso / Caixa . Poids / Boîte	Caixa / Paleta . Boîte / Palette	M ² / Paleta . M ² / Palette	Peso / Paleta . Poids / Palette
Maße . Formato	Stück / Karton . Piezas / Caja	M ² / Karton . M ² / Caja	Gewicht / Karton . Peso / Caja	Kartons / Palette . Caja / Pallet	M ² / Palette . M ² / Pallet	Gewicht / Palette . Peso / Pallet
Размеры	Штук / Коробка	Кв.м / Коробка	Вес / Коробка	Коробок / Поддон	Кв.м / Поддон	Вес / Поддон
29.5x59.2x0.85 ret.	7	1.220	22.60	40	48.800	924
30x60x0.85	7	1.260	23.40	40	50.400	956



75x75cm / 29.5"x29.5"
60x60cm / 23.6"x23.6"
45x45cm / 17.7"x17.7"
30x60cm / 11.8"x23.6"

AVENUE



SAND
29.5X59.2X0.85 cm ret.
30X60X0.85 cm
P3045R | C22
P3045 | C15



GREY
29.5X59.2X0.85 cm ret.
30X60X0.85 cm
P3046R | C22
P3046 | C15



TAUPE
29.5X59.2X0.85 cm ret.
30X60X0.85 cm
P3047R | C22
P3047 | C15



ANTHRACITE
29.5X59.2X0.85 cm ret.
30X60X0.85 cm
P3048R | C22
P3048 | C15




DECOR STAMP SAND
29.5X59.2X0.85 cm ret.
30X60X0.85 cm
P3049R | C22
P3049 | C15



DECOR STAMP GREY
29.5X59.2X0.85 cm ret.
30X60X0.85 cm
P3051R | C22
P3051 | C15




MOSAIC AVENUE SAND
(4.7X4.7 CM) (PIECE)
29.5x29.5x0.85 cm DC951 | D23



MOSAIC AVENUE GREY
(4.7X4.7 CM) (PIECE)
29.5x29.5x0.85 cm DC952 | D23



MOSAIC AVENUE TAUPE
(4.7X4.7 CM) (PIECE)
29.5x29.5x0.85 cm DC953 | D23



MOSAIC AVENUE ANTHRACITE
(4.7X4.7 CM) (PIECE)
29.5x29.5x0.85 cm DC954 | D23



MOSAIC MIX AVENUE
(2.5X2.5 CM) (PIECE)
29.5x29.5x0.85 cm DC183^(A) | D24

^(A) RANDOM DRAWING . DESENHO ALEATORIO . DESSIN ALÉATOIRE . WECHSELNDES DESIGN . DISEÑO ALEATORIO . ЖЕРЕБЬЕВКИ



AVENUE SAND 29.5X59.2 CM RET. P3045R
DECOR STAMP AVENUE SAND 29.5X59.2 CM RET. P3049R

CONCRETE

The sublime authenticity of cement in spaces full of character.

A sublime autenticidade do cimento em espaços cheios de carácter.
L'authenticité sublime du ciment dans les espaces pleins de caractère.
Das Erhabene Authentizität von Zement in Räumen voller Charakter.

La sublime autenticidad de cemento en espacios llenos de carácter.
Изысканная имитация цемента в пространстве полном индивидуальности.

WALL:
CONCRETE BLEND 59.2X59.2 CM RET. SEMI-POLISHED PT66P
FLOOR:
CONCRETE JOIN 59.2X59.2 CM RET. SEMI-POLISHED PT69P



WALL:
CONCRETE MUD 29.5X59.2 CM RET. SEMI-POLISHED P6051PC

FLOOR:
CONCRETE SAND 59.2X59.2 CM RET. SEMI-POLISHED P6050P



WALL & FLOOR / PORCELAIN TILES
 Revestimento e Pavimento / Porcelanato . Revêtements & Carreaux de Sol / Grès Cérame
 Wand & Boden / Feinsteinzeug , Revestimiento y Pavimento / Porcelánico
 Настенная плитка и Плитка для пола / Керамогранит

45x90cm / 17.7"x35.4"

22x90cm / 8.7"x35.4"

60x60cm / 23.6"x23.6"

30x60cm / 11.8"x23.6"




BLEND



SAND



MUD



MASS



FUSE



LAVA



JOIN



CONCRETE MUD 59.2X59.2 CM RET. NATURAL P6051R



FLOOR:
CONCRETE LAVA 44.3X88.8 CM RET. NATURAL P9052R



WALL + FLOOR
PORCELAIN TILES



V3 - MODERATE
VARIATION



NATURAL
(MATTE)



SEMI-POLISHED
(MATTE)



R10
CLASS 1



MOHS
8



MOHS
7

45x90cm / 17.7"x35.4"
30x60cm / 11.8"x23.6"
22x90cm / 8.7"x35.4"
60x60cm / 23.6"x23.6"

CONCRETE



BLEND

44.3x88.8x1 cm ret.
29.5x59.2x1 cm ret.

CT56R | C31 CT56P | C33
PT66RC | C25 PT66PC | C29

MOHS
8



SAND

44.3x88.8x1 cm ret.
29.5x59.2x1 cm ret.

P9050R | C31 P9050P | C33
P6050RC | C25 P6050PC | C29

MOHS
8



MASS

44.3x88.8x1 cm ret.
29.5x59.2x1 cm ret.

CT57R | C31 CT57P | C33
PT67RC | C25 PT67PC | C29

MOHS
8



MUD

44.3x88.8x1 cm ret.
29.5x59.2x1 cm ret.

P9051R | C31 P9051P | C33
P6051RC | C25 P6051PC | C29

MOHS
8




FUSE

44.3x88.8x1 cm ret.
29.5x59.2x1 cm ret.

CT58R | C31 CT58P | C33
PT68RC | C25 PT68PC | C29

MOHS
8




LAVA

44.3x88.8x1 cm ret.
29.5x59.2x1 cm ret.

P9052R | C31 P9052P | C33
P6052RC | C25 P6052PC | C29

MOHS
7

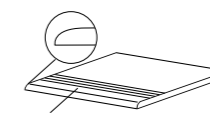


JOIN

44.3x88.8x1 cm ret.
29.5x59.2x1 cm ret.

CT59R | C31 CT59P | C33
PT69RC | C25 PT69PC | C29

MOHS
7



(L)
STAIRSTEP . DEGRAU . PELDAÑO
NEZ-DE-MARCHE . STUFE . СТУПЕНЬ
88.8(L)x44.3x1 cm ret. | D32
59.2(L)x59.2x1 cm ret. | D30
59.2(L)x29.5x1 cm ret. | D21



SKIRTING . RODAPÉ . RODAPIÉ
PLINTHE . SOCKEL . ПЛИНТУС
8x44.3x1 cm ret. | D8
8x59.2x1 cm ret. | D11

SIZES (CM)	PIECES / BOX	SQM / BOX	WEIGHT / BOX	BOX / PALLET	SQM / PALLET	WEIGHT / PALLET
Dimensão . Format	Peças / Caixa . Pièces / Boite	M ² / Caixa . M ² / Boite	Peso / Caixa . Poids / Boite	Caixa / Paleta . Boite / Palette	M ² / Paleta . M ² / Palette	Peso / Paleta . Poids / Palette
Maße . Formato	Stück / Karton . Piezas / Caja	M ² / Karton . M ² / Caja	Gewicht / Karton . Peso / Caja	Kartons / Palette . Caja / Pallet	M ² / Palette . M ² / Pallet	Gewicht / Palette . Peso / Pallet
Размеры	Штук / Коробка	Кв.м / Коробка	Вес / Коробка	Коробок / Поддон	Кв.м / Поддон	Вес / Поддон
44.3x88.8x1 ret.	2	0.787	17.72	43	33.841	782
29.5x59.2x1 ret.	6	1.050	22.79	32	33.600	754

CONCRETE

45x90cm / 17.7"x35.4"
 30x60cm / 11.8"x23.6"
22x90cm / 8.7"x35.4"
 60x60cm / 23.6"x23.6"



BLEND
 22.05x88.8x1 cm ret. CT56RC2 | C31 CT56PC2 | C33




SAND
 22.05x88.8x1 cm ret. P9050RC2 | C31 P9050PC2 | C33




MASS
 22.05x88.8x1 cm ret. CT57RC2 | C31 CT57PC2 | C33



MUD
 22.05x88.8x1 cm ret. P9051RC2 | C31 P9051PC2 | C33



FUSE
 22.05x88.8x1 cm ret. CT58RC2 | C31 CT58PC2 | C33



LAVA
 22.05x88.8x1 cm ret. P9052RC2 | C31 P9052PC2 | C33



JOIN
 22.05x88.8x1 cm ret. CT59RC2 | C31 CT59PC2 | C33



WALL:
 CONCRETE BLEND 22.05X88.8 CM RET. SEMI-POLISHED CT56PC2
 FLOOR:
 CONCRETE BLEND 59.2X59.2 CM RET. SEMI-POLISHED PT66P



WALL:
 CONCRETE FUSE 22.05X88.8 CM RET. NATURAL CT58RC2
 FLOOR:
 CONCRETE FUSE 44.3X88.8 CM RET. NATURAL CT58R

SIZES (CM)	PIECES / BOX	SQM / BOX	WEIGHT / BOX	BOX / PALLET	SQM / PALLET	WEIGHT / PALLET
Dimensão .Format	Peças / Caixa . Pièces / Boite	M ² / Caixa . M ² / Boite	Peso / Caixa . Poids / Boite	Caixa / Paleta . Boite / Palette	M ² / Paleta . M ² / Palette	Peso / Paleta . Poids / Palette
Maße . Formato	Stück / Karton . Piezas / Caja	M ² / Karton . M ² / Caja	Gewicht / Karton . Peso / Caja	Kartons / Palette . Caja / Pallet	M ² / Palette . M ² / Pallet	Gewicht / Palette . Peso / Pallet
Размеры	Штук / Коробка	Кв.м / Коробка	Вес / Коробка	Коробок / Поддон	Кв.м / Поддон	Вес / Поддон
22.05x88.8x1 ret.	5	0.980	21.67	44	43.120	973

CONCRETE

45x90cm / 17.7"x35.4"
 30x60cm / 11.8"x23.6"
 22x90cm / 8.7"x35.4"
60x60cm / 23.6"x23.6"



BLEND
 59.2X59.2X1 cm ret. PT66R | C28 PT66P | C31 PT66SPB | C36



SAND
 59.2X59.2X1 cm ret. P6050R | C28 P6050P | C31 P6050SPB | C36




MUD
 59.2X59.2X1 cm ret. P6051R | C28 P6051P | C31 P6051SPB | C36



MASS
 59.2X59.2X1 cm ret. PT67R | C28 PT67P | C31 PT67SPB | C36



FUSE
 59.2X59.2X1 cm ret. PT68R | C28 PT68P | C31 PT68SPB | C36



LAVA
 59.2X59.2X1 cm ret. P6052R | C28 P6052P | C31 P6052SPB | C36



JOIN
 59.2X59.2X1 cm ret. PT69R | C28 PT69P | C31 PT69SPB | C36



DECOR SHADOW
 59.2X59.2X1 cm ret. PT65R | C29 PT65P | C33



DECOR SEPIA
 59.2X59.2X1 cm ret. P6053R | C29 P6053P | C33

SIZES (CM)	PIECES / BOX	SQM / BOX	WEIGHT / BOX	BOX / PALLET	SQM / PALLET	WEIGHT / PALLET
Dimensão . Format Maße . Formato Размеры	Peças / Caixa . Pièces / Boîte Stück / Karton . Piezas / Caja Штук / Коробка	M ² / Caixa . M ² / Boîte M ² / Karton . M ² / Caja Кв.м / Поддон	Peso / Caixa . Poids / Boîte Gewicht / Karton . Peso / Caja Вес / Коробка	Caixa / Paleta . Boîte / Palette Kartons / Palette . Caja / Pallet Коробок / Поддон	M ² / Paleta . M ² / Palette M ² / Karton . M ² / Pallet Кв.м / Поддон	Peso / Paleta . Poids / Palette Gewicht / Palette . Peso / Pallet Вес / Поддон
59.2x59.2x1 ret.	3	1.050	23.20	36	37.800	855



CONCRETE JOIN 59.2X59.2 CM RET. SEMI-POLISHED SHINE PT69SPB



LEFT WALL:
 CONCRETE JOIN 22.05X88.8 CM RET. SEMI-POLISHED CT59PC2

RIGHT WALL:
 CONCRETE MASS 22.05X88.8 CM RET. SEMI-POLISHED CT57PC2

FLOOR:
 DECOR SHADOW CONCRETE 59.2X59.2 CM RET. SEMI-POLISHED PT65P

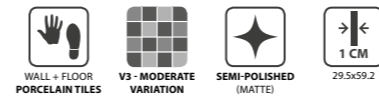
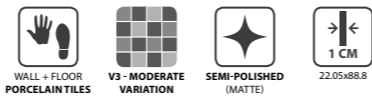


WALL:
 CONCRETE BLEND 59.2X59.2 CM RET. SEMI-POLISHED PT66P

FLOOR:
 CONCRETE JOIN 59.2X59.2 CM RET. SEMI-POLISHED PT69P


CONCRETE

45x90cm / 17.7"x35.4"
 30x60cm / 11.8"x23.6"
22x90cm / 8.7"x35.4"
 60x60cm / 23.6"x23.6"



CONCRETE

45x90cm / 17.7"x35.4"
 30x60cm / 11.8"x23.6"
 22x90cm / 8.7"x35.4"
 60x60cm / 23.6"x23.6"



BOND CONCRETE BLEND (PIECE)
 22.05x88.8x1 cm

FCT56P | D34



BOND CONCRETE SAND (PIECE)
 22.05x88.8x1 cm

FCT50P | D34



BOND CONCRETE MASS (PIECE)
 22.05x88.8x1 cm

FCT57P | D34



BOND CONCRETE MUD (PIECE)
 22.05x88.8x1 cm

FCT51P | D34



BOND CONCRETE FUSE (PIECE)
 22.05x88.8x1 cm

FCT58P | D34



BOND CONCRETE LAVA (PIECE)
 22.05x88.8x1 cm

FCT52P | D34



BOND CONCRETE JOIN (PIECE)
 22.05x88.8x1 cm

FCT59P | D34



MOSAIC CONCRETE BLEND
(4.7X4.7 CM) (PIECE)
 29.5x29.5x1 cm DC110 | D24



MOSAIC CONCRETE SAND
(4.7X4.7 CM) (PIECE)
 29.5x29.5x1 cm DC180 | D24



MOSAIC CONCRETE MUD
(4.7X4.7 CM) (PIECE)
 29.5x29.5x1 cm DC181 | D24




MOSAIC CONCRETE MASS
(4.7X4.7 CM) (PIECE)
 29.5x29.5x1 cm DC111 | D24




MOSAIC CONCRETE FUSE
(4.7X4.7 CM) (PIECE)
 29.5x29.5x1 cm DC112 | D24



MOSAIC CONCRETE LAVA
(4.7X4.7 CM) (PIECE)
 29.5x29.5x1 cm DC182 | D24



MOSAIC CONCRETE JOIN
(4.7X4.7 CM) (PIECE)
 29.5x29.5x1 cm DC113 | D24



MOSAIC MERGE CONCRETE
(2.5X2.5 CM) (PIECE)
 29.5x29.5x1 cm DC107^(A) | D32



MOSAIC MERGE WARM CONCRETE
(2.5X2.5 CM) (PIECE)
 29.5x29.5x1 cm DC109^(A) | D32

^(A) RANDOM DRAWING . DESENHO ALEATORIO . DESSIN ALÉATOIRE . WECHSELNDES DESIGN . DISEÑO ALEATORIO . ЖЕРЕБЬЕВКИ



WALL:
 BOND CONCRETE FUSE 22.05X88.8 CM SEMI-POLISHED FCT58P
 FLOOR:
 CONCRETE JOIN 59.2X59.2 CM RET. SEMI-POLISHED PT69P



MOSAIC MERGE CONCRETE 29.5X29.5 CM DC107

PLASTER

Modern expression of urban-chic decoration.

Expressão moderna da decoração urban-chic.
Expression moderne de décoration urbain-chic.
Moderne Ausdruck von Urban-Chic Dekoration.
Expresión moderna de la decoración urban-chic.
Современное выражение городского шика.

WALL:
PLASTER WHITE 30X90 CM RET. R3143R

FLOOR:
CONCRETE LAVA 59.2X59.2 CM RET. SEMI-POLISHED P6052P



WALL:
PLASTER BEIGE 30X90 CM RET. R3144R
DECOR BLENDED PLASTER BEIGE 30X90 CM RET. R3147R
FLOOR:
CONCRETE BLEND 59.2X59.2 CM RET. NATURAL PT66R

 **WALL / WALL TILES**
Revestimento . Revêtements
Wandfliesen . Revestimiento . Настенная Плитка

30x90cm / 11.8"x35.4"
30x60cm / 11.8"x23.6"



PLASTER BEIGE 29.5X59.2 CM RET. R842R
DECOR GLITTER BEIGE 29.5X59.2 CM RET. D902R

30x90cm / 11.8"x35.4"
30x60cm / 11.8"x23.6"




WALL:
PLASTER GREY 29.5X59.2 CM RET. R841R
PERFIL INOX 1X260 CM ESCOVADO F1510

FLOOR:
CONCRETE FUSE 59.2X59.2 CM RET. NATURAL PT68R



NATURAL EFFECT:

- ⁽¹⁾ PLASTER CONSISTS IN A SET OF 28 DIFFERENT PIECES. IN EACH BOX THE COMBINATION OF PIECES IS COMPLETELY RANDOM.
- ⁽²⁾ PLASTER É COMPOSTO POR UM CONJUNTO DE 28 PEÇAS DIFERENTES. EM CADA CAIXA A COMBINAÇÃO DE PEÇAS É TOTALMENTE ALEATÓRIA.
- ⁽³⁾ PLASTER EST COMPOSÉ D'UN ENSEMBLE DE 28 PIÈCES DIFFÉRENTES. DANS CHAQUE BOITE, LA COMBINAISON DES PIÈCES EST TOTALEMENT ALÉATOIRE.
- ⁽⁴⁾ DIE PLASTER BESTEHT AUS EINER GRUPPE VON 28 VERSCHIEDENEN TEILEN. IN JEDEM KARTON IST DIE KOMBINATION VÖLLIG ZUFÄLLIG.
- ⁽⁵⁾ PLASTER CONSISTE EN UN CONJUNTO DE 28 PIEZAS DIFERENTES. EN CADA CAJA LA COMBINACIÓN DE PIEZAS ES TOTALMENTE ALEATORIA.





WALL:
DECOR BLENDED PLASTER GREY 30X90 CM RET. R3148R
PLASTER WHITE 30X90 CM RET. R3143R

FLOOR:
CONCRETE JOIN 59.2X59.2 CM RET. NATURAL PT69R



PLASTER

30x90cm / 11.8"x35.4"
30x60cm / 11.8"x23.6"



WHITE
30x90x1.17 cm ret. R3143R | C26




DECOR BLENDED WHITE
30x90x1.17 cm ret. R3146R^(A) | C27




BEIGE
30x90x1.17 cm ret. R3144R | C26



DECOR BLENDED BEIGE
30x90x1.17 cm ret. R3147R^(A) | C27




GREY
30x90x1.17 cm ret. R3145R | C26




DECOR BLENDED GREY
30x90x1.17 cm ret. R3148R^(A) | C27



MOSAIC BLENDED PLASTER
WHITE (4.7X4.7 cm) (PIECE)
29.5x29.5x1.17 cm DC743^(A) | D19



MOSAIC BLENDED PLASTER
BEIGE (4.7X4.7 cm) (PIECE)
29.5x29.5x1.17 cm DC744^(A) | D19



MOSAIC BLENDED PLASTER
GREY (4.7X4.7 cm) (PIECE)
29.5x29.5x1.17 cm DC745^(A) | D19

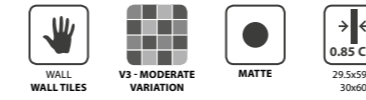


^(A) RANDOM DRAWING . DESENHO ALEATÓRIO . DESSIN ALÉATOIRE . WECHSELNDES DESIGN . DISEÑO ALEATORIO . ЖЕРЕБЬЕВКИ

SIZES (CM)	PIECES / BOX	SQM / BOX	WEIGHT / BOX	BOX / PALLET	SQM / PALLET	WEIGHT / PALLET
30x90x1.17 ret.	Peças / Caixa . Pièces / Boîte Stück / Karton . Piezas / Caja Штук / Коробка	M ² / Caixa . M ² / Boîte M ² / Karton . M ² / Caja Кв.м / Коробка	Peso / Caixa . Poids / Boîte Gewicht / Karton . Peso / Caja Вес / Коробка	Caixa / Paleta . Boîte / Palette Kartons / Palette . Caja / Pallet Коробок / Поддон	M ² / Paleta . M ² / Palette M ² / Palette . M ² / Pallet Кв.м / Поддон	Peso / Paleta . Poids / Palette Gewicht / Palette . Peso / Pallet Вес / Поддон
	4	1.080	21.32	20	21.600	446

PLASTER

30x90cm / 11.8"x35.4"
30x60cm / 11.8"x23.6"



PLASTER

30x90cm / 11.8"x35.4"
30x60cm / 11.8"x23.6"




WHITE
29.5x59.2x0.85 cm ret.
30x60x0.85 cm
R840R | C20
R840 | C11



BEIGE
29.5x59.2x0.85 cm ret.
30x60x0.85 cm
R842R | C20
R842 | C11



GREY
29.5x59.2x0.85 cm ret.
30x60x0.85 cm
R841R | C20
R841 | C11



DECOR AQUAPATCH
29.5x59.2x0.85 cm ret.
30x60x0.85 cm
R861R^(A) | C21
R861^(A) | C14



DECOR LACE HEART
29.5x59.2x0.85 cm ret.
30x60x0.85 cm
R854R | C24
R854 | C16



DECOR FROST (PIECE)
29.5x59.2x0.85 cm ret.
30x60x0.85 cm
D897R | D28
D897 | D25



DECOR GLITTER WHITE (PIECE)
29.5x59.2x0.85 cm ret.
30x60x0.85 cm
D900R | D27
D900 | D25



DECOR GLITTER BEIGE (PIECE)
29.5x59.2x0.85 cm ret.
30x60x0.85 cm
D902R | D27
D902 | D25



DECOR GLITTER GREY (PIECE)
29.5x59.2x0.85 cm ret.
30x60x0.85 cm
D901R | D27
D901 | D25




DECOR AQUARELLA (PIECE)
29.5x59.2x0.85 cm ret.
30x60x0.85 cm
D896R^(A) | D27
D896^(A) | D24




MOSAIC AQUARELLA
(4.7X4.7 cm) (PIECE)
29.5x29.5x0.85 cm
DC896^(A) | D27




MOSAIC LACE HEART
(4.7X4.7 cm) (PIECE)
29.5x29.5x0.85 cm
DC854^(A) | D20




MOSAIC FROST
(4.7X4.7 cm) (PIECE)
29.5x29.5x0.85 cm
DC897^(A) | D27



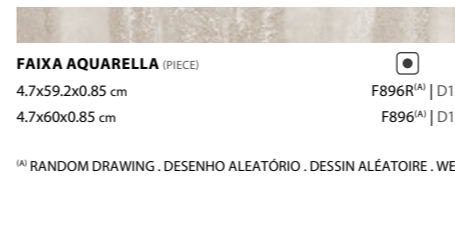
MOSAIC GLITTER PLASTER
WHITE (2.5X2.5 cm) (PIECE)
29.5x29.5x0.85 cm
DC731^(A) | D20



MOSAIC GLITTER PLASTER
BEIGE (2.5X2.5 cm) (PIECE)
29.5x29.5x0.85 cm
DC732^(A) | D20



MOSAIC GLITTER PLASTER
GREY (2.5X2.5 cm) (PIECE)
29.5x29.5x0.85 cm
DC733^(A) | D20



FAIXA AQUARELLA (PIECE)
4.7x59.2x0.85 cm
4.7x60x0.85 cm
F896R^(A) | D12
F896^(A) | D11

^(A) RANDOM DRAWING . DESENHO ALEATORIO . DESSIN ALÉATOIRE . WECHSELNDES DESIGN . DISEÑO ALEATORIO . ЖЕРЕБЬЕВКИ



MOSAIC GLITTER PLASTER WHITE 29.5X29.5X0.85 CM DC731



FLOOR SUGGESTION

SUGESTÃO DE PAVIMENTO . SUGGESTION DE CARREAUX DE SOL . DAZU PASSENDE BODENFLIESEN . SUGESTIÓN DE PAVIMENTO . ПРЕДЛОЖЕНИЯ ДЛЯ ПОЛА



SIZES (CM)	PIECES / BOX	SQM / BOX	WEIGHT / BOX	BOX / PALLET	SQM / PALLET	WEIGHT / PALLET
Dimensão . Format	Peças / Caixa . Pièces / Boîte	M ² / Caixa . M ² / Boîte	Peso / Caixa . Poids / Boîte	Caixa / Paleta . Boîte / Palette	M ² / Palette . M ² / Palette	Peso / Palette . Poids / Palette
Maße . Formato	Stück / Karton . Piezas / Caja	M ² / Karton . M ² / Caja	Gewicht / Karton . Peso / Caja	Kartons / Palette . Caja / Pallet	M ² / Palette . M ² / Pallet	Gewicht / Palette . Peso / Pallet
Размеры	Штук / Коробка	Кв.м / Коробка	Вес / Коробка	Коробок / Поддон	Кв.м / Поддон	Вес / Поддон
29.5x59.2x0.85 ret.	8	1.400	19.81	32	44.800	654
30x60x0.85	8	1.460	20.63	32	46.720	680



VALLE

Sophistication with a retro touch.

Refinamento com um toque retro.
Raffinement avec une touche rétro.
Raffinesse mit einem Retro-Touch.
Elegancia con un toque retro.
Утонченность с ретро звучанием.


WALL:
VALLE GREY 29.5X59.2 CM RET. NATURAL P3022R
MOSAIC VALLE GREY 29.5X29.5 CM DC302

FLOOR:
VALLE ANTHRACITE 59.2X59.2 CM RET. NATURAL P6038R



WALL & FLOOR / PORCELAIN TILES
 Revestimento e Pavimento / Porcelanato . Revêtements & Carreaux de Sol / Grès Cérame
 Wand & Boden / Feinsteinzeug . Revestimiento y Pavimento / Porcelánico
 Настенная плитка и Плитка для пола / Керамогранит

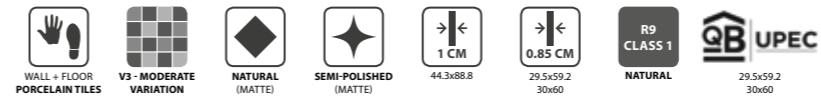
45x90cm / 17.7"x35.4"
 60x60cm / 23.6"x23.6"
 30x60cm / 11.8"x23.6"



WALL:
 ALPE WHITE 29.5X59.2 CM RET. R850R
 FLOOR:
 DECOR HIDRAVALLE GREY 59.2X59.2 CM RET. P6049R
 VALLE GREY 59.2X59.2 CM RET. NATURAL P6037R




VALLE WHITE 60X60 CM NATURAL P6039



45x90cm / 17.7"x35.4"
 30x60cm / 11.8"x23.6"
 60x60cm / 23.6"x23.6"

VALLE



WHITE
 44.3x88.8x1 cm ret.
 29.5x59.2x0.85 cm ret.
 30x60x0.85 cm

P9024R | C31
 P9024P | C33
 P3024R | C25 P3024P | C29
 P3024 | C20




BEIGE
 44.3x88.8x1 cm ret.
 29.5x59.2x0.85 cm ret.
 30x60x0.85 cm

P9020R | C31
 P9020P | C33
 P3020R | C25 P3020P | C29
 P3020 | C20




GREY
 44.3x88.8x1 cm ret.
 29.5x59.2x0.85 cm ret.
 30x60x0.85 cm

P9022R | C31
 P9022P | C33
 P3022R | C25 P3022P | C29
 P3022 | C20



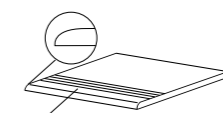
TAUPE
 44.3x88.8x1 cm ret.
 29.5x59.2x0.85 cm ret.
 30x60x0.85 cm

P9021R | C31
 P9021P | C33
 P3021R | C25 P3021P | C29
 P3021 | C20



ANTHRACITE
 44.3x88.8x1 cm ret.
 29.5x59.2x0.85 cm ret.
 30x60x0.85 cm

P9023R | C31
 P9023P | C33
 P3023R | C25 P3023P | C29
 P3023 | C20



**(L) STAIRSTEP . DEGRAU . PELDAÑO
 NEZ-DE-MARCHE . STUFE . СТУПЕНЬ**
 88.8(L)x44.3x1 cm ret. | D32
 59.2(L)x59.2x1 cm ret. | D30
 59.2(L)x29.5x1 cm ret. | D23
 59.2(L)x29.5x0.85 cm ret. | D21
 60(L)x60x1 cm | D25
 60(L)x30x1 cm | D20
 60(L)x30x0.85 cm | D18




**SKIRTING . RODAPÉ . RODAPIÉ
 PLINTHE . SOCKEL . ПЛИНТУС**
 8x44.3x1 cm ret. | D8
 8x59.2x1 cm ret. | D11
 8x60x1 cm | D9

WALL:
 VALLE TAUPE 59.2X59.2 CM RET. NATURAL P6036R
 VALLE BEIGE 29.5X59.2 CM RET. NATURAL P3020R
 VALE TAUPE 29.5X59.2 CM RET. NATURAL P3021R

FLOOR:
 VALLE TAUPE 59.2X59.2 CM RET. NATURAL P6036R

SIZES (CM)	PIECES / BOX	SQM / BOX	WEIGHT / BOX	BOX / PALLET	SQM / PALLET	WEIGHT / PALLET
Dimensão . Format	Peças / Caixa . Pièces / Boîte	M ² / Caixa . M ² / Boîte	Peso / Caixa . Poids / Boîte	Caixa / Palette . Boîte / Palette	M ² / Palette . M ² / Palette	Peso / Palette . Poids / Palette
Maße . Formato	Stück / Karton . Piezas / Caja	M ² / Karton . M ² / Caja	Gewicht / Karton . Peso / Caja	Kartons / Palette . Caja / Pallet	M ² / Palette . M ² / Pallet	Gewicht / Palette . Peso / Pallet
Размеры	Штук / Коробка	Кв.м / Коробка	Вес / Коробка	Коробок / Поддон	Кв.м / Поддон	Вес / Поддон
44.3x88.8x1 ret.	2	0.787	17.72	43	33.841	782
29.5x59.2x0.85 ret.	7	1.220	22.60	40	48.800	924
30x60x0.85	7	1.260	23.40	40	50.400	956

45x90cm / 17.7"x35.4"
 30x60cm / 11.8"x23.6"
 60x60cm / 23.6"x23.6"



45x90cm / 17.7"x35.4"
 30x60cm / 11.8"x23.6"
 60x60cm / 23.6"x23.6"



WHITE
 59.2x59.2x1 cm ret.
 60x60x1 cm
 P6039R | C28 P6039P | C31
 P6039 | C23



BEIGE
 59.2x59.2x1 cm ret.
 60x60x1 cm
 P6035R | C28 P6035P | C31
 P6035 | C23



TAUPE
 59.2x59.2x1 cm ret.
 60x60x1 cm
 P6036R | C28 P6036P | C31
 P6036 | C23



GREY
 59.2x59.2x1 cm ret.
 60x60x1 cm
 P6037R | C28 P6037P | C31
 P6037 | C23



ANTHRACITE
 59.2x59.2x1 cm ret.
 60x60x1 cm
 P6038R | C28 P6038P | C31
 P6038 | C23




DECOR HIDRAVALLE BEIGE
 59.2x59.2x1 cm ret.
 60x60x1 cm
 P6044R^(A) | C28 P6044^(A) | C23



DECOR HIDRAVALLE GREY
 59.2x59.2x1 cm ret.
 60x60x1 cm
 P6049R^(A) | C28 P6049^(A) | C23



MOSAIC VALLE WHITE
 (9.7X9.7 cm) (PIECE)
 29.5x29.5x0.85 cm DC309 | D21



MOSAIC VALLE BEIGE
 (9.7X9.7 cm) (PIECE)
 29.5x29.5x0.85 cm DC305 | D21



MOSAIC VALLE TAUPE
 (9.7X9.7 cm) (PIECE)
 29.5x29.5x0.85 cm DC306 | D21




MOSAIC VALLE GREY
 (9.7X9.7 cm) (PIECE)
 29.5x29.5x0.85 cm DC307 | D21




MOSAIC VALLE ANTHRACITE
 (9.7X9.7 cm) (PIECE)
 29.5x29.5x0.85 cm DC308 | D21




MOSAIC VALLE WHITE
 (4.7X4.7 cm) (PIECE)
 29.5x29.5x0.85 cm DC304 | D24




MOSAIC VALLE BEIGE
 (4.7X4.7 cm) (PIECE)
 29.5x29.5x0.85 cm DC300 | D24



MOSAIC VALLE TAUPE
 (4.7X4.7 cm) (PIECE)
 29.5x29.5x0.85 cm DC301 | D24



MOSAIC VALLE GREY
 (4.7X4.7 cm) (PIECE)
 29.5x29.5x0.85 cm DC302 | D24



MOSAIC VALLE ANTHRACITE
 (4.7X4.7 cm) (PIECE)
 29.5x29.5x0.85 cm DC303 | D24



DECOR HIDRAVALLE BEIGE 59.2X59.2 CM RET. P6044R

SIZES (CM)	PIECES / BOX	SQM / BOX	WEIGHT / BOX	BOX / PALLET	SQM / PALLET	WEIGHT / PALLET
Dimensão . Format	Peças / Caixa . Pièces / Boite	M ² / Caixa . M ² / Boite	Peso / Caixa . Poids / Boite	Caixa / Paleta . Boite / Palette	M ² / Paleta . M ² / Palette	Peso / Paleta . Poids / Palette
Maße . Formato	Stück / Karton . Piezas / Caja	M ² / Karton . M ² / Caja	Gewicht / Karton . Peso / Caja	Kartons / Palette . Caja / Pallet	M ² / Palette . M ² / Pallet	Gewicht / Palette . Peso / Pallet
Размеры	Штук / Коробка	Кв.м / Коробка	Вес / Коробка	Коробок / Поддон	Кв.м / Поддон	Вес / Поддон
59.2x59.2x1 ret.	3	1.050	23.20	36	37.800	855
60x60x1	3	1.080	23.78	36	38.880	876

^(A) RANDOM DRAWING . DESENHO ALEATÓRIO . DESSIN ALÉATOIRE . WECHSELNDES DESIGN . DISEÑO ALEATORIO . ЖЕРЕБЬЕВКИ



ALPE

Modern surroundings full of personality.

Ambientes modernos repletos de personalidad.
Environnements modernes pleins de personnalité.
Moderne Umgebung voller Persönlichkeit.
Entornos modernos llenos de personalidad.
Современное пространство полное индивидуальности.

WALL:
ALPE WHITE 26.7X41.6 CM 3156
ALPE ANTHRACITE 26.7X41.6 CM 3158
DECOR HIDRA ALPE GREY 26.7X41.6 CM 3159
FLOOR:
VALLE WHITE 60X60 CM NATURAL P6039
LODGE RAFFIA PINE 22.05X90 CM P9072C5
LODGE RAFFIA PINE 14.5X90 CM P9072C4




WALL / WALL TILES
 Revestimento . Revêtements
 Wandfliesen . Revestimiento . Настенная Плитка

30x60cm / 11.8"x23.6"
 27x42cm / 10.6"x16.5"



WALL & FLOOR / GLAZED TILES
 Revestimento e Pavimento / Pavimento em Grés . Revêtements & Carreaux de Sol / Sol en Grés
 Wand & Boden / Bodenfliesen aus Steinzeug . Revestimiento y Pavimento / Pavimento en Gres
 Настенная плитка и Плитка для пола / Глазуванная плитка для пола

45x45cm / 17.7"x17.7"
 33x33cm / 13"x13"



LEFT WALL:
 ALPE GREY 30X60 CM R851

FRONT WALL:
 ALPE ANTHRACITE 30X60 CM R852
 MOSAIC MIX ALPE 29.5X29.5 CM DC723

FLOOR:
 ALPE GREY 33.3X33.3 CM C321



ALPE ANTHRACITE 45X45 CM C452

30x60cm / 11.8"x23.6"
27x42cm / 10.6"x16.5"

30x60cm / 11.8"x23.6"
27x42cm / 10.6"x16.5"



WHITE
29.5x59.2x0.85 cm ret.
30x60x0.85 cm


R850R | C21
R850 | C13

GREY
29.5x59.2x0.85 cm ret.
30x60x0.85 cm

R851R | C21
R851 | C13

ANTHRACITE
29.5x59.2x0.85 cm ret.
30x60x0.85 cm

R852R | C21
R852 | C13



PÓS-CORTE WHITE
30x60x0.85 cm


R862 | C25

PÓS-CORTE GREY
30x60x0.85 cm

R863 | C25

PÓS-CORTE ANTHRACITE
30x60x0.85 cm

R864 | C25


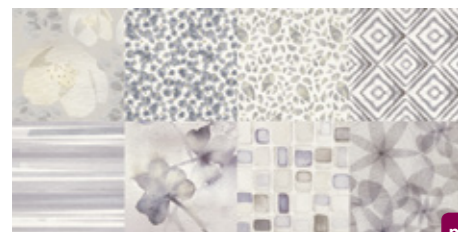


DECOR HIDRA ALPE GREY
29.5x59.2x0.85 cm ret.
30x60x0.85 cm

R858R | C22
R858 | C15

FAIXA HIDRA ALPE GREY (PIECE)
7.2x59.2x0.85 cm
7.2x60x0.85 cm

F874R^(A) | D9
F874^(A) | D8



DECOR AQUAPATCH
29.5x59.2x0.85 cm ret.
30x60x0.85 cm


R861R^(A) | C21
R861^(A) | C14

DECOR LACE HEART
29.5x59.2x0.85 cm ret.
30x60x0.85 cm

R854R | C24
R854 | C16

DECOR FROST (PIECE)
29.5x59.2x0.85 cm ret.
30x60x0.85 cm

D897R | D28
D897 | D25



DECOR AQUARELLA (PIECE)
29.5x59.2x0.85 cm ret.
30x60x0.85 cm

D896R^(A) | D27
D896^(A) | D24

MOSAIC AQUARELLA (4.7X4.7 cm) (PIECE)
29.5x29.5x0.85 cm

DC896^(A) | D27

MOSAIC LACE HEART (4.7X4.7 cm) (PIECE)
29.5x29.5x0.85 cm

DC854^(A) | D20

MOSAIC FROST (4.7X4.7 cm) (PIECE)
29.5x29.5x0.85 cm

DC897^(A) | D27



FAIXA AQUARELLA (PIECE)
4.7x59.2x0.85 cm
4.7x60x0.85 cm

F896R^(A) | D12
F896^(A) | D11

^(A) RANDOM DRAWING . DESENHO ALEATÓRIO . DESSIN ALÉATOIRE . WECHSELNDES DESIGN . DISEÑO ALEATORIO . ЖЕРЕБЬЕВКИ



PÓS-CORTE ALPE ANTHRACITE 30X60 CM R864

SIZES (CM)	PIECES / BOX	SQM / BOX	WEIGHT / BOX	BOX / PALLET	SQM / PALLET	WEIGHT / PALLET
Dimensão . Format	Peças / Caixa . Pièces / Boîte	M ² / Caixa . M ² / Boîte	Peso / Caixa . Poids / Boîte	Caixa / Paleta . Boîte / Palette	M ² / Paleta . M ² / Palette	Peso / Paleta . Poids / Palette
Maße . Formato	Stück / Karton . Piezas / Caja	M ² / Karton . M ² / Caja	Gewicht / Karton . Peso / Caja	Kartons / Palette . Caja / Pallet	M ² / Palette . M ² / Pallet	Gewicht / Palette . Peso / Pallet
Размеры	Штук / Коробка	Кв.м / Коробка	Вес / Коробка	Коробок / Поддон	Кв.м / Поддон	Вес / Поддон
29.5x59.2x0.85 ret.	8	1.400	19.81	32	44.800	654
30x60x0.85	8	1.460	20.63	32	46.720	680


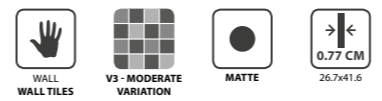


WALL:
 ALPE WHITE 26.7X41.6 CM 3156
 ALPE ANTHRACITE 26.7X41.6 CM 3158

FLOOR:
 VALLE WHITE 60X60 CM NATURAL P6039
 LODGE RAFFIA PINE 22.05X90 CM P9072C5
 LODGE RAFFIA PINE 14.5X90 CM P9072C4

ALPE


30x60cm / 11.8"x23.6"
 27x42cm / 10.6"x16.5"
 45x45cm / 17.7"x17.7"
 33x33cm / 13"x13"



WHITE
 26.7x41.6x0.77 cm
 3156 | C8



GREY
 26.7x41.6x0.77 cm
 3157 | C8




ANTHRACITE
 26.7x41.6x0.77 cm
 3158 | C8




DECOR HIDRA ALPE GREY
 26.7x41.6x0.77 cm
 3159^{MA} | C11




FAIXA HIDRA ALPE GREY (PIECE)
 6.3x41.6x0.77 cm
 F2742^{MA} | D6




MOSAIC ALPE WHITE
 (2.5X2.5 cm) (PIECE)
 29.5x29.5x0.77 cm DC720 | D19




MOSAIC ALPE GREY
 (2.5X2.5 cm) (PIECE)
 29.5x29.5x0.77 cm DC721 | D19



MOSAIC ALPE ANTHRACITE
 (2.5X2.5 cm) (PIECE)
 29.5x29.5x0.77 cm DC722 | D19



MOSAIC MIX ALPE
 (2.5X2.5 cm) (PIECE)
 29.5x29.5x0.77 cm DC723^{MA} | D19



MOSAIC HIDRA ALPE GREY
 (2.5X2.5 cm) (PIECE)
 29.5x29.5x0.77 cm DC724^{MA} | D20



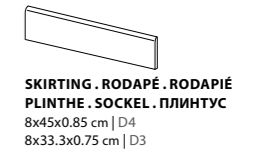
WHITE
 45x45x0.85 cm
 33.3x33.3x0.75 cm
 C450 | C7
 C320 | C5



GREY
 45x45x0.85 cm
 33.3x33.3x0.75 cm
 C451 | C7
 C321 | C5



ANTHRACITE
 45x45x0.85 cm
 33.3x33.3x0.75 cm
 C452 | C7
 C322 | C5



SIZES (CM)	PIECES / BOX	SQM / BOX	WEIGHT / BOX	BOX / PALLET	SQM / PALLET	WEIGHT / PALLET
Dimensão . Format	Peças / Caixa . Pièces / Boîte	M ² / Caixa . M ² / Boîte	Peso / Caixa . Poids / Boîte	Caixa / Palette . Boîte / Palette	M ² / Palette . M ² / Palette	Peso / Palette . Poids / Palette
Maße . Formato	Stück / Karton . Piezas / Caja	M ² / Karton . M ² / Caja	Gewicht / Karton . Peso / Caja	Kartons / Palette . Caja / Pallet	M ² / Palette . M ² / Pallet	Gewicht / Palette . Peso / Pallet
Размеры	Штук / Коробка	Кв.м / Коробка	Вес / Коробка	Коробок / Поддон	Кв.м / Поддон	Вес / Поддон
26.7x41.6x0.77	9	1.000	13.13	78	78.000	1044
45x45x0.85	5	1.010	18.23	36	36.360	671
33.3x33.3x0.75	9	1.000	16.40	68	68.000	1135



KOMPACT

High refinement of a matter in its raw state.

Elevado refinamento de uma matéria em estado bruto.

Haut raffinement d'une substance à l'état brut.

Hohe Verfeinerung der Materie im Rohzustand.

Alto refinamiento de una sustancia en estado crudo.

Наивысшее выражение сущности в своей первозданной форме.

KOMPACT GREY 44.3X88.8 CM RET. NATURAL CT07R



WALL:
INFINITY PLAIN KOMPACT TAUPE 29.5X59.2 CM DC918
FLOOR:
KOMPACT WHITE 59.2X59.2 CM RET. NATURAL PT84R




WALL & FLOOR / PORCELAIN TILES
Revestimento e Pavimento / Porcelanato . Revêtements & Carreaux de Sol / Grès Cérame
Wand & Boden / Feinsteinzeug . Revestimiento y Pavimento / Porcelánico
Настенная плитка и Плитка для пола / Керамогранит

45x90cm / 17.7"x35.4"

60x60cm / 23.6"x23.6"

30x60cm / 11.8"x23.6"

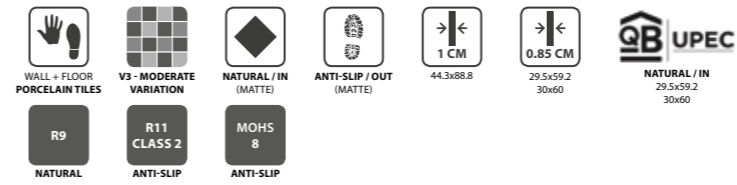


KOMPACT GREY 59.2X59.2 CM RET. NATURAL PT87R



WALL:
KOMPACT DARK GREY 29.5X59.2 CM RET. NATURAL CP66R
PERFIL INOX 1X260 CM POLIDO F1509

FLOOR:
KOMPACT BLACK 59.2X59.2 CM RET. NATURAL PT89R



45x90cm / 17.7"x35.4"
30x60cm / 11.8"x23.6"
60x60cm / 23.6"x23.6"

KOMPACT



WHITE

44.3x88.8x1 cm ret.
29.5x59.2x0.85 cm ret.
30x60x0.85 cm

CT04R | C27 CT24R | C28
CP62R | C22 CP92R | C23
CP62 | C15 CP92 | C17



BEIGE

44.3x88.8x1 cm ret.
29.5x59.2x0.85 cm ret.
30x60x0.85 cm

CT05R | C27 CT25R | C28
CP63R | C22 CP93R | C23
CP63 | C15 CP93 | C17



GREY

44.3x88.8x1 cm ret.
29.5x59.2x0.85 cm ret.
30x60x0.85 cm

CT07R | C27 CT27R | C28
CP65R | C22 CP95R | C23
CP65 | C15 CP95 | C17



TAUPE

44.3x88.8x1 cm ret.
29.5x59.2x0.85 cm ret.
30x60x0.85 cm


CT06R | C27 CT26R | C28
CP64R | C22 CP94R | C23
CP64 | C15 CP94 | C17



DARK GREY

44.3x88.8x1 cm ret.
29.5x59.2x0.85 cm ret.
30x60x0.85 cm

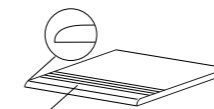
CT08R | C27 CT28R | C28
CP66R | C22 CP96R | C23
CP66 | C15 CP96 | C17



BLACK

44.3x88.8x1 cm ret.
29.5x59.2x0.85 cm ret.
30x60x0.85 cm

CT09R | C27 CT29R | C28
CP67R | C22 CP97R | C23
CP67 | C15 CP97 | C17



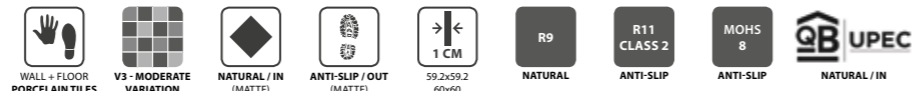
(L)
STAIRSTEP . DEGRAU . PELDAÑO
NEZ-DE-MARCHE . STUFE . СТУПЕНЬ
88.8(L)x44.3x1 cm ret. | D32
59.2(L)x59.2x1 cm ret. | D30
59.2(L)x29.5x1 cm ret. | D23
59.2(L)x29.5x0.85 cm ret. | D21




SKIRTING . RODAPÉ . RODAPIÉ
PLINTHE . SOCKEL . ПЛИНТУС
8x44.3x1 cm ret. | D8
8x59.2x1 cm ret. | D11
8x60x1 cm | D9

SIZES (CM)	PIECES / BOX	SQM / BOX	WEIGHT / BOX	BOX / PALLET	SQM / PALLET	WEIGHT / PALLET
Dimensão . Format	Peças / Caixa . Pièces / Boîte	M ² / Caixa . M ² / Boîte	Peso / Caixa . Poids / Boîte	Caixa / Palette . Boîte / Palette	M ² / Palette . M ² / Palette	Peso / Palette . Poids / Palette
Maße . Formato	Stück / Karton . Piezas / Caja	M ² / Karton . M ² / Caja	Gewicht / Karton . Peso / Caja	Kartons / Palette . Caja / Pallet	M ² / Palette . M ² / Pallet	Gewicht / Palette . Peso / Pallet
Размеры	Штук / Коробка	Кв.м / Коробка	Вес / Коробка	Коробок / Поддон	Кв.м / Поддон	Вес / Поддон
44.3x88.8x1 ret.	2	0.787	17.72	43	33.841	782
29.5x59.2x0.85 ret.	7	1.220	22.60	40	48.800	924
30x60x0.85	7	1.260	23.40	40	50.400	956

45x90cm / 17.7"x35.4"
 30x60cm / 11.8"x23.6"
 60x60cm / 23.6"x23.6"



45x90cm / 17.7"x35.4"
 30x60cm / 11.8"x23.6"
 60x60cm / 23.6"x23.6"



WHITE
 59.2x59.2x1 cm ret. 60x60x1 cm
 PT84R | C25 PT94R | C26
 PT84 | C19 PT94 | C20


BEIGE
 59.2x59.2x1 cm ret. 60x60x1 cm
 PT85R | C25 PT95R | C26
 PT85 | C19 PT95 | C20

TAUPE
 59.2x59.2x1 cm ret. 60x60x1 cm
 PT86R | C25 PT96R | C26
 PT86 | C19 PT96 | C20

GREY
 59.2x59.2x1 cm ret. 60x60x1 cm
 PT87R | C25 PT97R | C26
 PT87 | C19 PT97 | C20

DARK GREY
 59.2x59.2x1 cm ret. 60x60x1 cm
 PT88R | C25 PT98R | C26
 PT88 | C19 PT98 | C20

BLACK
 59.2x59.2x1 cm ret. 60x60x1 cm
 PT89R | C25 PT99R | C26
 PT89 | C19 PT99 | C20



INFINITY PLAIN KOMPACT WHITE (PIECE)
 29.5x59.2x0.85 cm DC916 | D31


INFINITY PLAIN KOMPACT BEIGE (PIECE)
 29.5x59.2x0.85 cm DC917 | D31

INFINITY PLAIN KOMPACT GREY (PIECE)
 29.5x59.2x0.85 cm DC919 | D31

INFINITY PLAIN KOMPACT TAUPE (PIECE)
 29.5x59.2x0.85 cm DC918 | D31

INFINITY PLAIN KOMPACT DARK GREY (PIECE)
 29.5x59.2x0.85 cm DC920 | D31

INFINITY PLAIN KOMPACT BLACK (PIECE)
 29.5x59.2x0.85 cm DC921 | D31



MOSAIC PLAIN KOMPACT WHITE (4.7X4.7 cm) (PIECE)
 29.5x29.5x0.85 cm DC910 | D23

MOSAIC PLAIN KOMPACT BEIGE (4.7X4.7 cm) (PIECE)
 29.5x29.5x0.85 cm DC911 | D23

MOSAIC PLAIN KOMPACT TAUPE (4.7X4.7 cm) (PIECE)
 29.5x29.5x0.85 cm DC912 | D23

MOSAIC PLAIN KOMPACT GREY (4.7X4.7 cm) (PIECE)
 29.5x29.5x0.85 cm DC913 | D23

MOSAIC PLAIN KOMPACT DARK GREY (4.7X4.7 cm) (PIECE)
 29.5x29.5x0.85 cm DC914 | D23

MOSAIC PLAIN KOMPACT BLACK (4.7X4.7 cm) (PIECE)
 29.5x29.5x0.85 cm DC915 | D23



MOSAIC PLAIN KOMPACT WHITE 29.5X29.5 CM DC910

SIZES (CM)	PIECES / BOX	SQM / BOX	WEIGHT / BOX	BOX / PALLET	SQM / PALLET	WEIGHT / PALLET
Dimensão . Format	Peças / Caixa . Pièces / Boite	M ² / Caixa . M ² / Boite	Peso / Caixa . Poids / Boite	Caixa / Paleta . Boite / Palette	M ² / Paleta . M ² / Palette	Peso / Paleta . Poids / Palette
Maße . Formato	Stück / Karton . Piezas / Caja	M ² / Karton . M ² / Caja	Gewicht / Karton . Peso / Caja	Kartons / Palette . Caja / Pallet	M ² / Palette . M ² / Pallet	Gewicht / Palette . Peso / Pallet
Размеры	Штук / Коробка	Кв.м / Коробка	Вес / Коробка	Коробок / Поддон	Кв.м / Поддон	Вес / Поддон
59.2x59.2x1 ret.	3	1.050	23.20	36	37.800	855
60x60x1	3	1.080	23.78	36	38.880	876



PORTLAND

A touch of sophistication allied to the authenticity of cement.

Um toque de sofisticação aliado à autenticidade do cimento.

Une touche de sophistication allié à l'authenticité du ciment.

Ein Hauch von Raffinesse an der Echtheit des Zement verbündet.

Un toque de sofisticación combinada con la autenticidad del cemento.

Утонченность выраженная в имитации цемента.

WALL:
PORTLAND SAND 29.52X59.2 CM RET. SEMI-POLISHED PT10PC
FLOOR:
PORTLAND MINERAL 59.2X59.2 CM RET. SEMI-POLISHED PT14P




WALL & FLOOR / PORCELAIN TILES
 Revestimento e Pavimento / Porcelanato . Revêtements & Carreaux de Sol / Grès Cérame
 Wand & Boden / Feinsteinzeug . Revestimiento y Pavimento / Porcelánico
 Настенная плитка и Плитка для пола / Керамогранит


45x90cm / 17.7"x35.4"

60x60cm / 23.6"x23.6"

30x60cm / 11.8"x23.6"




SAND




CAMEL



SILVER



MINERAL



BLACK



PORTLAND SILVER 59.2X59.2 CM RET. SEMI-POLISHED PT12P

WALL:
 PORTLAND CAMEL 29.5X59.2 CM RET. SEMI-POLISHED PT11PC
 FLOOR:
 PORTLAND CAMEL 59.2X59.2 CM RET. SEMI-POLISHED PT11P



45x90cm / 17.7"x35.4"
 30x60cm / 11.8"x23.6"
 60x60cm / 23.6"x23.6"




SAND
 44.3x88.8x1 cm ret.
 29.5x59.2x1 cm ret.

CT30R | C30 PT10RC | C24
 CT30P | C31 PT10PC | C27




CAMEL
 44.3x88.8x1 cm ret.
 29.5x59.2x1 cm ret.

CT31R | C30 PT11RC | C24
 CT31P | C31 PT11PC | C27




SILVER
 44.3x88.8x1 cm ret.
 29.5x59.2x1 cm ret.

CT33R | C30 PT12RC | C24
 CT33P | C31 PT12PC | C27



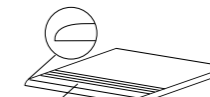
MINERAL
 44.3x88.8x1 cm ret.
 29.5x59.2x1 cm ret.

CT34R | C30 PT14RC | C24
 CT34P | C31 PT14PC | C27



BLACK
 44.3x88.8x1 cm ret.
 29.5x59.2x1 cm ret.

CT35R | C30 PT15RC | C24
 CT35P | C31 PT15PC | C27



**(L) STAIRSTEP . DEGRAU . PELDAÑO
 NEZ-DE-MARCHE . STUFE . СТУПЕНЬ**
 88.8(L)x44.3x1 cm ret. | D32
 59.2(L)x59.2x1 cm ret. | D30
 59.2(L)x29.5x1 cm ret. | D21




**SKIRTING . RODAPÉ . RODAPIÉ
 PLINTHE . SOCKEL . ПЛИНТУС**
 8x44.3x1 cm ret. | D8
 8x59.2x1 cm ret. | D11

WALL:
 PORTLAND CAMEL 29.5X59.2 CM RET. SEMI-POLISHED PT11PC

FLOOR:
 PORTLAND CAMEL 59.2X59.2 CM RET. SEMI-POLISHED PT11P

SIZES (CM)	PIECES / BOX	SQM / BOX	WEIGHT / BOX	BOX / PALLET	SQM / PALLET	WEIGHT / PALLET
Dimensão . Format	Peças / Caixa . Pièces / Boîte	M ² / Caixa . M ² / Boîte	Peso / Caixa . Poids / Boîte	Caixa / Paleta . Boîte / Palette	M ² / Paleta . M ² / Palette	Peso / Paleta . Poids / Palette
Maße . Formato	Stück / Karton . Piezas / Caja	M ² / Karton . M ² / Caja	Gewicht / Karton . Peso / Caja	Kartons / Palette . Caja / Pallet	M ² / Palette . M ² / Pallet	Gewicht / Palette . Peso / Pallet
Размеры	Штук / Коробка	Кв.м / Коробка	Вес / Коробка	Коробок / Поддон	Кв.м / Поддон	Вес / Поддон
44.3x88.8x1 ret.	2	0.787	17.72	43	33.841	782
29.5x59.2x1 ret.	6	1.050	22.79	32	33.600	754

45x90cm / 17.7"x35.4"
 30x60cm / 11.8"x23.6"
60x60cm / 23.6"x23.6"



45x90cm / 17.7"x35.4"
 30x60cm / 11.8"x23.6"
60x60cm / 23.6"x23.6"



SAND
 59.2x59.2x1 cm ret. PT10R | C27 PT10P | C30




CAMEL
 59.2x59.2x1 cm ret. PT11R | C27 PT11P | C30



SILVER
 59.2x59.2x1 cm ret. PT12R | C27 PT12P | C30

MINERAL
 59.2x59.2x1 cm ret. PT14R | C27 PT14P | C30

BLACK
 59.2x59.2x1 cm ret. PT15R | C27 PT15P | C30



MOSAIC PORTLAND SAND
 (3.5X3.5 cm) (PIECE) DPT091^(A) | D25

MOSAIC PORTLAND CAMEL
 (3.5X3.5 cm) (PIECE) DPT092^(A) | D25

MOSAIC PORTLAND SILVER
 (3.5X3.5 cm) (PIECE) DPT093^(A) | D25


MOSAIC PORTLAND MINERAL
 (3.5X3.5 cm) (PIECE) DPT095^(A) | D25

MOSAIC PORTLAND BLACK
 (3.5X3.5 cm) (PIECE) DPT096^(A) | D25

SIZES (CM)	PIECES / BOX	SQM / BOX	WEIGHT / BOX	BOX / PALLET	SQM / PALLET	WEIGHT / PALLET
Dimensão . Format Maße . Formato Размеры	Peças / Caixa . Pièces / Boîte Stück / Karton . Piezas / Caja Штук / Коробка	M ² / Caixa . M ² / Boîte M ² / Karton . M ² / Caja Кв.м / Коробка	Peso / Caixa . Poids / Boîte Gewicht / Karton . Peso / Caja Вес / Коробка	Caixa / Paleta . Boîte / Palette Kartons / Palette . Caja / Pallet Коробок / Поддон	M ² / Paleta . M ² / Palette M ² / Karton . M ² / Pallet Кв.м / Поддон	Peso / Paleta . Poids / Palette Gewicht / Palette . Peso / Pallet Вес / Поддон
59.2x59.2x1 ret.	3	1.050	23.20	36	37.800	855



PORTLAND SILVER 59.2X59.2 CM RET. SEMI-POLISHED PT12P



MERGE

Distinct union of modernity and rusticity.

Distinta união da modernidade e do rústico.
Union distincte de la modernité et rustique.
Deutliche Vereinigung der Moderne und rustikal.
Unión de modernidad y rústico característico.
Необычное соединение современности и рустика.


MERGE CEMENT 59.2X59.2 CM RET. PT123R




MOSAIC MERGE SAND 29.5X29.5 CM DPT150
MERGE SAND 59.2X59.2 CM RET. PT121R

WALL & FLOOR / PORCELAIN TILES
 Revestimento e Pavimento / Porcelanato . Revêtements & Carreaux de Sol / Grès Cérame
 Wand & Boden / Feinsteinzeug . Revestimiento y Pavimento / Porcelánico
 Настенная плитка и Плитка для пола / Керамогранит


60x60cm / 23.6"x23.6"



SAND



CEMENT



CLAY



MERGE CLAY 59.2X59.2 CM RET. PT122R

60x60cm / 23.6"x23.6"

60x60cm / 23.6"x23.6"



MERGE CEMENT 59.2X59.2 CM RET. PT123R



SAND
59.2x59.2x1 cm ret.
60x60x1 cm

PT121R | C27
PT121 | C21



CEMENT
59.2x59.2x1 cm ret.
60x60x1 cm

PT123R | C27
PT123 | C21



CLAY
59.2x59.2x1 cm ret.
60x60x1 cm

PT122R | C27
PT122 | C21



MOSAIC MERGE SAND
(9.7X9.7 cm) (PIECE)
29.5x29.5x1 cm DPT150 | D16



MOSAIC MERGE CEMENT
(9.7X9.7 cm) (PIECE)
29.5x29.5x1 cm DPT152 | D16



MOSAIC MERGE CLAY
(9.7X9.7 cm) (PIECE)
29.5x29.5x1 cm DPT151 | D16

SIZES (CM)	PIECES / BOX	SQM / BOX	WEIGHT / BOX	BOX / PALLET	SQM / PALLET	WEIGHT / PALLET
Dimensão - Format	Peças / Caixa - Pièces / Boite	M ² / Caixa - M ² / Boite	Peso / Caixa - Poids / Boite	Caixa / Palette - Boite / Palette	M ² / Palette - M ² / Palette	Peso / Palette - Poids / Palette
Maße - Formato	Stück / Karton - Piezas / Caja	M ² / Karton - M ² / Caja	Gewicht / Karton - Peso / Caja	Kartons / Palette - Caja / Palette	M ² / Palette - M ² / Pallet	Gewicht / Palette - Peso / Pallet
Размеры	Штук / Коробка	Кв.м / Коробка	Вес / Коробка	Коробок / Поддон	Кв.м / Поддон	Вес / Поддон
59.2x59.2x1 ret.	3	1.050	23.20	36	37.800	855
60x60x1	3	1.080	23.78	36	38.880	876



KREA

Maximum sophistication and elegance.

Máxima sofisticação e elegância.
Sophistication maximale et élégance.
Maximale Raffinesse und Eleganz.
Elegancia y sofisticación extrema.
Максимум утонченности и элегантности.

KREA HIDRAULICO 01 GREY 59.2X59.2 CM RET. P6016R
KREA HIDRAULICO 02 GREY 59.2X59.2 CM RET. P6018R




WALL:
KREA GREY 20X50 CM R5037
LINE KREA GREY/GRAPHITE/BLACK 20X50 CM DC247
FLOOR:
KREA GRAPHITE 45X45 CM C419




WALL & FLOOR / PORCELAIN TILES
Revestimento e Pavimento / Porcelanato . Revêtements & Carreaux de Sol / Grès Cérame
Wand & Boden / Feinsteinzeug . Revestimiento y Pavimento / Porcelánico
Настенная плитка и Плитка для пола / Керамогранит

60x60cm / 23.6"x23.6"
30x60cm / 11.8"x23.6"




WALL / WALL TILES
Revestimento . Revêtements
Wandfliesen . Revestimiento . Настенная Плитка

30x60cm / 11.8"x23.6"
20x50cm / 7.9"x19.7"



WALL & FLOOR / GLAZED TILES
Revestimento e Pavimento / Pavimento em Grés . Revêtements & Carreaux de Sol / Sol en Grés
Wand & Boden / Bodenfliesen aus Steinzeug . Revestimiento y Pavimento / Pavimento en Gres
Настенная плитка и Плитка для пола / Глазурованная плитка для пола

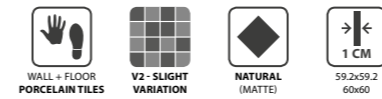
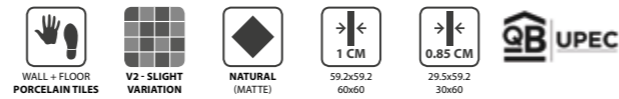
45x45cm / 17.7"x17.7"



DECOR MAZE KREA BEIGE 59.2X59.2 CM RET. P6019R

60x60cm / 23.6"x23.6"
30x60cm / 11.8"x23.6"

60x60cm / 23.6"x23.6"
30x60cm / 11.8"x23.6"



WHITE
59.2x59.2x1 cm ret.
60x60x1 cm
P6009R | C22
P6009 | C16

BEIGE
59.2x59.2x1 cm ret.
60x60x1 cm
P6010R | C22
P6010 | C16



CAMEL
59.2x59.2x1 cm ret.
60x60x1 cm
P6011R | C22
P6011 | C16



GREY
59.2x59.2x1 cm ret.
60x60x1 cm
P6012R | C22
P6012 | C16

GRAPHITE
59.2x59.2x1 cm ret.
60x60x1 cm
P6013R | C22
P6013 | C16



BLACK
59.2x59.2x1 cm ret.
60x60x1 cm
P6014R | C22
P6014 | C16



WHITE
29.5x59.2x0.85 cm ret.
30x60x0.85 cm
P3009R | C22
P3009 | C14

BEIGE
29.5x59.2x0.85 cm ret.
30x60x0.85 cm
P3000R | C22
P3000 | C14

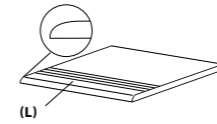
CAMEL
29.5x59.2x0.85 cm ret.
30x60x0.85 cm
P3001R | C22
P3001 | C14



GREY
29.5x59.2x0.85 cm ret.
30x60x0.85 cm
P3002R | C22
P3002 | C14

GRAPHITE
29.5x59.2x0.85 cm ret.
30x60x0.85 cm
P3003R | C22
P3003 | C14


BLACK
29.5x59.2x0.85 cm ret.
30x60x0.85 cm
P3004R | C22
P3004 | C14




(L)
STAIRSTEP . DEGRAU . PELDAÑO
NEZ-DE-MARCHE . STUFE . СТУПЕНЬ
59.2(L)x59.2x1 cm ret. | D30
59.2(L)x29.5x1 cm ret. | D23
59.2(L)x29.5x0.85 cm ret. | D21
60(L)x60x1 cm | D25
60(L)x30x1 cm | D20
60(L)x30x0.85 cm | D18



SKIRTING . RODAPÉ . RODAPIÉ
PLINTHE . SOCKEL . ПЛИТУС
8x59.2x1 cm ret. | D11
8x60x1 cm | D9



DECOR MAZE BEIGE
59.2x59.2x1 cm ret.
P6019R | C25



DECOR MAZE GREY
59.2x59.2x1 cm ret.
P6020R | C25



DECOR HIDRAULICO 01 BEIGE
59.2x59.2x1 cm ret.
P6015R | C27



DECOR HIDRAULICO 02 BEIGE
59.2x59.2x1 cm ret.
P6017R | C27



DECOR HIDRAULICO 01 GREY
59.2x59.2x1 cm ret.
P6016R | C27

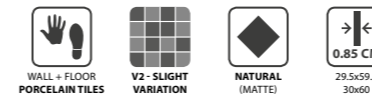



DECOR HIDRAULICO 02 GREY
59.2x59.2x1 cm ret.
P6018R | C27

SIZES (CM)	PIECES / BOX	SQM / BOX	WEIGHT / BOX	BOX / PALLET	SQM / PALLET	WEIGHT / PALLET
Dimensão / Format	Peças / Caixa . Pièces / Boite	M ² / Caixa . M ² / Boite	Peso / Caixa . Poids / Boite	Caixa / Paleta . Boite / Palette	M ² / Paleta . M ² / Palette	Peso / Paleta . Poids / Palette
Maße . Formato	Stück / Karton . Piezas / Caja	M ² / Karton . M ² / Caja	Gewicht / Karton . Peso / Caja	Kartons / Palette . Caja / Pallet	M ² / Palette . M ² / Pallet	Gewicht / Palette . Peso / Pallet
Размеры	Штук / Коробка	Кв.м / Коробка	Вес / Коробка	Коробок / Поддон	Кв.м / Поддон	Вес / Поддон
59.2x59.2x1 ret.	3	1.050	23.20	36	37.800	855
29.5x59.2x0.85 ret.	7	1.220	22.60	40	48.800	924
60x60x1	3	1.080	23.78	36	38.880	876
30x60x0.85	7	1.260	23.40	40	50.400	956

60x60cm / 23.6"x23.6"
30x60cm / 11.8"x23.6"

60x60cm / 23.6"x23.6"
30x60cm / 11.8"x23.6"



DECOR HIDRAULICO 01 BEIGE
60x60x1 cm P6015 | C20




DECOR HIDRAULICO 02 BEIGE
60x60x1 cm P6017 | C20




DECOR HIDRAULICO 01 GREY
60x60x1 cm P6016 | C20




DECOR HIDRAULICO 02 GREY
60x60x1 cm P6018 | C20




ENDLESS KREA WHITE (PIECE)
29.5x59.2x0.85 cm DP6009E | D30



ENDLESS KREA BEIGE (PIECE)
29.5x59.2x0.85 cm DP6010E | D30




ENDLESS KREA CAMEL (PIECE)
29.5x59.2x0.85 cm DP6011E | D30



ENDLESS KREA GREY (PIECE)
29.5x59.2x0.85 cm DP6012E | D30




ENDLESS KREA GRAPHITE (PIECE)
29.5x59.2x0.85 cm DP6013E | D30



ENDLESS KREA BLACK (PIECE)
29.5x59.2x0.85 cm DP6014E | D30




MOSAIC KREA WHITE
(4.7X4.7 cm) (PIECE)
29.5x29.5x0.85 cm DC149 | D20




MOSAIC KREA BEIGE
(4.7X4.7 cm) (PIECE)
29.5x29.5x0.85 cm DC150 | D20



MOSAIC KREA CAMEL
(4.7X4.7 cm) (PIECE)
29.5x29.5x0.85 cm DC151 | D20



MOSAIC KREA GREY
(4.7X4.7 cm) (PIECE)
29.5x29.5x0.85 cm DC152 | D20



MOSAIC KREA GRAPHITE
(4.7X4.7 cm) (PIECE)
29.5x29.5x0.85 cm DC153 | D20



MOSAIC KREA BLACK
(4.7X4.7 cm) (PIECE)
29.5x29.5x0.85 cm DC154 | D20



WALL:
DECOR HIDRAULICO 01 KREA BEIGE 60X60 CM P6015
DECOR HIDRAULICO 02 KREA BEIGE 60X60 CM P6017

FLOOR:
KREA BEIGE 60X60 CM P6010

30x60cm / 11.8"x23.6"
20x50cm / 7.9"x19.7"


30x60cm / 11.8"x23.6"
20x50cm / 7.9"x19.7"



WALL:
KREA GREY 29.5X59.2 CM RET. R3603R
DECOR HIDRAULICO KREA GREY 29.5X59.2 CM RET. D6050R
FLOOR:
KREA GREY 59.2X59.2 CM RET. P6012R
MOSAIC KREA GREY 29.5X29.5 CM DC152



WHITE
29.5x59.2x0.85 cm ret.
30x60x0.85 cm
R3600R | C21
R3600 | C13



BEIGE
29.5x59.2x0.85 cm ret.
30x60x0.85 cm
R3601R | C21
R3601 | C13




CAMEL
29.5x59.2x0.85 cm ret.
30x60x0.85 cm
R3602R | C21
R3602 | C13




GREY
29.5x59.2x0.85 cm ret.
30x60x0.85 cm
R3603R | C21
R3603 | C13



GRAPHITE
29.5x59.2x0.85 cm ret.
30x60x0.85 cm
R3604R | C21
R3604 | C13



BLACK
29.5x59.2x0.85 cm ret.
30x60x0.85 cm
R3605R | C21
R3605 | C13




DECOR HIDRAULICO WHITE (PIECE)
29.5x59.2x0.85 cm ret.
D6047R | D29




DECOR HIDRAULICO BEIGE (PIECE)
29.5x59.2x0.85 cm ret.
D6048R | D29




DECOR HIDRAULICO CAMEL (PIECE)
29.5x59.2x0.85 cm ret.
D6049R | D29



DECOR HIDRAULICO GREY (PIECE)
29.5x59.2x0.85 cm ret.
D6050R | D29



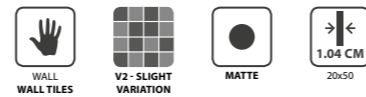
DECOR HIDRAULICO GRAPHITE (PIECE)
29.5x59.2x0.85 cm ret.
D6051R | D29



DECOR HIDRAULICO BLACK (PIECE)
29.5x59.2x0.85 cm ret.
D6052R | D29

SIZES (CM)	PIECES / BOX	SQM / BOX	WEIGHT / BOX	BOX / PALLET	SQM / PALLET	WEIGHT / PALLET
Dimensão . Format	Peças / Caixa . Pièces / Boite	M ² / Caixa . M ² / Boite	Peso / Caixa . Poids / Boite	Caixa / Paleta . Boite / Palette	M ² / Paleta . M ² / Palette	Peso / Paleta . Poids / Palette
Maße . Formato	Stück / Karton . Piezas / Caja	M ² / Karton . M ² / Caja	Gewicht / Karton . Peso / Caja	Kartons / Palette . Caja / Pallet	M ² / Palette . M ² / Pallet	Gewicht / Palette . Peso / Pallet
Размеры	Штук / Коробка	Кв.м / Коробка	Вес / Коробка	Коробок / Поддон	Кв.м / Поддон	Вес / Поддон
29.5x59.2x0.85 ret.	8	1.400	19.81	32	44.800	654
30x60x0.85	8	1.460	20.63	32	46.720	680

30x60cm / 11.8"x23.6"
20x50cm / 7.9"x19.7"




45x45cm / 17.7"x17.7"




WHITE 20x50x1.04 cm R5070 | C12
BEIGE 20x50x1.04 cm R5035 | C12
CAMEL 20x50x1.04 cm R5036 | C12




GREY 20x50x1.04 cm R5037 | C12
GRAPHITE 20x50x1.04 cm R5038 | C12
BLACK 20x50x1.04 cm R5039 | C12



GRID WHITE 20x50x1.04 cm R5071 | C16
GRID BEIGE 20x50x1.04 cm R5030 | C16
GRID CAMEL 20x50x1.04 cm R5031 | C16



GRID GREY 20x50x1.04 cm R5032 | C16
GRID GRAPHITE 20x50x1.04 cm R5033 | C16
GRID BLACK 20x50x1.04 cm R5034 | C16



MOSAIC KREA WHITE (PIECE) 20x50x1.04 cm DC249 | D26
MOSAIC KREA BEIGE (PIECE) 20x50x1.04 cm DC250 | D26
MOSAIC KREA CAMEL (PIECE) 20x50x1.04 cm DC251 | D26



MOSAIC KREA GREY (PIECE) 20x50x1.04 cm DC252 | D26
MOSAIC KREA GRAPHITE (PIECE) 20x50x1.04 cm DC253 | D26
MOSAIC KREA BLACK (PIECE) 20x50x1.04 cm DC254 | D26



LINE KREA BEIGE/CAMEL (PIECE) 20x50x1.04 cm DC246 | D20
LINE KREA GREY/GRAPHITE/BLACK (PIECE) 20x50x1.04 cm DC247 | D20



WHITE 45x45x0.85 cm C415 | C7
BEIGE 45x45x0.85 cm C416 | C7
CAMEL 45x45x0.85 cm C417 | C7



GREY 45x45x0.85 cm C418 | C7
GRAPHITE 45x45x0.85 cm C419 | C7
BLACK 45x45x0.85 cm C420 | C7



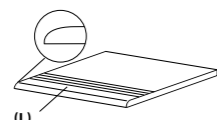
SIZES (CM)	PIECES / BOX	SQM / BOX	WEIGHT / BOX	BOX / PALLET	SQM / PALLET	WEIGHT / PALLET
Dimensão . Format	Peças / Caixa . Pièces / Boîte	M ² / Caixa . M ² / Boîte	Peso / Caixa . Poids / Boîte	Caixa / Paleta . Boîte / Palette	M ² / Paleta . M ² / Palette	Peso / Paleta . Poids / Palette
Maße . Formato	Stück / Karton . Piezas / Caja	M ² / Karton . M ² / Caja	Gewicht / Karton . Peso / Caja	Kartons / Palette . Caja / Pallet	M ² / Palette . M ² / Pallet	Gewicht / Palette . Peso / Pallet
Размеры	Штук / Коробка	Кв.м / Коробка	Вес / Коробка	Коробок / Поддон	Кв.м / Поддон	Вес / Поддон
20x50x1.04	12	1.200	20.40	48	57.600	999
45x45x0.85	5	1.010	18.23	36	36.360	671



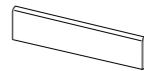
45x45cm / 17.7"x17.7"



BEIGE 45x45x0.85 cm C400 | C5 C404 | C7
TAUPE 45x45x0.85 cm C401 | C5 C405 | C7
GREY 45x45x0.85 cm C402 | C5 C406 | C7
ANTHRACITE 45x45x0.85 cm C403 | C5 C407 | C7



(L)
STAIRSTEP . DEGRAU . PELDAÑO
NEZ-DE-MARCHE . STUFE . СТУПЕНЬ
 45(L)x45x0.85 cm | D15



SKIRTING . RODAPÉ . RODAPIÉ
PLINTHE . SOCKEL . ПЛИНТУС
 8x45x0.85 cm | D4

SIZES (CM)	PIECES / BOX	SQM / BOX	WEIGHT / BOX	BOX / PALLET	SQM / PALLET	WEIGHT / PALLET
Dimensão . Format Maße . Formato Размеры	Peças / Caixa . Pièces / Boîte Stück / Karton . Piezas / Caja Штук / Коробка	M ² / Caixa . M ² / Boîte M ² / Karton . M ² / Caja Кв.м / Коробка	Peso / Caixa . Poids / Boîte Gewicht / Karton . Peso / Caja Вес / Коробка	Caixa / Paleta . Boîte / Palette Kartons / Palette . Caja / Pallet Коробок / Поддон	M ² / Paleta . M ² / Palette M ² / Palette . M ² / Pallet Кв.м / Поддон	Peso / Paleta . Poids / Palette Gewicht / Palette . Peso / Pallet Вес / Поддон
45x45x0.85	5	1.010	18.23	36	36.360	671



FOCUS BEIGE 45X45 CM NATURAL C400



FOCUS

Urban spaces full of modernity.

Espaços urbanos cheios de modernidade.
 Espaces urbains pleins de modernité.
 Urbanplätze voller Modernität.
 Espacios urbanos llenos de modernidad.
 Соединение простоты и традиционности.

FOCUS GREY 45X45 CM NATURAL C402
 FOCUS ANTHRACITE 45X45 CM ANTI-SLIP C407



REBOOT

Harmony of contrasts.

Harmonia de contrastes.
Harmonie de contrastes.
Harmonie der Kontraste.
Armonía de contrastes.
Гармония контрастов.

REBOOT GREY SHADES 33.3X33.3 CM C324
DECOR REBOOT GREY SHADES 33.3X33.3 CM C326




REBOOT SAND SHADES 33.3X33.3 CM C323



WALL & FLOOR / GLAZED TILES
 Revestimento e Pavimento / Pavimento em Grés . Revêtements & Carreaux de Sol / Sol en Grés
 Wand & Boden / Bodenfliesen aus Steinzeug . Revestimiento y Pavimento / Pavimento en Gres
 Настенная плитка и Плитка для пола / Глазурованная плитка для пола

33x33cm / 13"x13"



SAND SHADES




GREY SHADES




REBOOT GREY SHADES 33.3X33.3 CM C324

33x33cm / 13"x13"



SAND SHADES
33.3x33.3x0.75 cm C323 | C8



DECOR SAND SHADES
33.3x33.3x0.75 cm C325^(A) | C9



MOSAIC REBOOT SAND SHADES
(4.7X4.7 cm) (PIECE)
29.5x29.5x0.75 cm DC981 | D19



MOSAIC MIX REBOOT SAND SHADES
(4.7X4.7 cm) (PIECE)
29.5x29.5x0.75 cm DC983^(A) | D20



GREY SHADES
33.3x33.3x0.75 cm C324 | C8



DECOR GREY SHADES
33.3x33.3x0.75 cm C326^(A) | C9



MOSAIC REBOOT GREY SHADES
(4.7X4.7 cm) (PIECE)
29.5x29.5x0.75 cm DC982 | D19



MOSAIC MIX REBOOT GREY SHADES
(4.7X4.7 cm) (PIECE)
29.5x29.5x0.75 cm DC984^(A) | D20




(L)
STAIRSTEP . DEGRAU . PELDAÑO
NEZ-DE-MARCHE . STUFE . СТУПЕНЬ
33.3(L)x33.3x0.75 cm | D13



SKIRTING . RODAPÉ . RODAPIÉ
PLINTHE . SOCKEL . ПЛИТУС
8x33.3x0.75 cm | D3

^(A) RANDOM DRAWING . DESENHO ALEATÓRIO . DESSIN ALÉATOIRE . WECHSELNDES DESIGN . DISEÑO ALEATORIO . ЖЕРЕБЬЕВКИ



REBOOT GREY SHADES 33.3X33.3 CM C324
DECOR REBOOT GREY SHADES 33.3X33.3 CM C326

SIZES (CM)	PIECES / BOX	SQM / BOX	WEIGHT / BOX	BOX / PALLET	SQM / PALLET	WEIGHT / PALLET
Dimensão . Format	Peças / Caixa . Pièces / Boîte	M ² / Caixa . M ² / Boîte	Peso / Caixa . Poids / Boîte	Caixa / Palette . Boîte / Palette	M ² / Palette . M ² / Palette	Peso / Palette . Poids / Palette
Maße . Formato	Stück / Karton . Piezas / Caja	M ² / Karton . M ² / Caja	Gewicht / Karton . Peso / Caja	Kartons / Palette . Caja / Pallet	M ² / Palette . M ² / Pallet	Gewicht / Palette . Peso / Pallet
Размеры	Штук / Коробка	Кв.м / Коробка	Вес / Коробка	Коробок / Поддон	Кв.м / Поддон	Вес / Поддон
33.3x33.3x0.75	9	1.000	16.40	68	68.000	1135



Wood



LUMBER

The character of the past in the present.

O caráter do passado no presente.
L'esprit du passé remis au goût du jour.
Der Charakter der Vergangenheit in der Gegenwart.
El carácter del pasado en el presente.
Характер прошлого в настоящем.

LUMBER WESTERN 22.05X88.8 CM RET. NATURAL P9098C2
LUMBER WESTERN 14.5X88.8 CM RET. NATURAL P9098C3




WALL & FLOOR / PORCELAIN TILES
 Revestimento e Pavimento / Porcelanato . Revêtements & Carreaux de Sol / Grès Cérame
 Wand & Boden / Feinsteinzeug . Revestimiento y Pavimento / Porcelánico
 Настенная плитка и Плитка для пола / Керамогранит

22x90cm / 8.7"x35.4"


15x90cm / 5.9"x35.4"




ALASKA



ARIZONA



SAVANNAH



WESTERN



WALL:
 PLASTER GREY 30X90 CM RET. R3145R
 MOSAIC BLENDED PLASTER GREY 29.5X29.5 CM DC745
 FLOOR:
 LUMBER ALASKA 22.05X88.8 CM RET. NATURAL P9095C2
 LUMBER ALASKA 14.5X88.8 CM RET. NATURAL P9095C3

LUMBER ARIZONA 22.05X88.8 CM RET. NATURAL P9096C2
 LUMBER ARIZONA 14.5X88.8 CM RET. NATURAL P9096C3



WALL:
DECOR HIDRA ALPE GREY 29.5X59.2 CM RET. R858R

FLOOR:
LUMBER ARIZONA 22.05X88.8 CM RET. NATURAL P9096C2
LUMBER ARIZONA 14.5X88.8 CM RET. NATURAL P9096C3



LUMBER SAVANNAH 22.05X88.8 CM RET. NATURAL P9097C2
LUMBER SAVANNAH 14.5X88.8 CM RET. NATURAL P9097C3

-
-
-
-
-
-
-
-

LUMBER

22x90cm / 8.7"x35.4"
15x90cm / 5.9"x35.4"



ALASKA
22.05x88.8x1 cm ret. P9095C2 | C26 P9101C2 | C27



ARIZONA
22.05x88.8x1 cm ret. P9096C2 | C26 P9102C2 | C27




SAVANNAH
22.05x88.8x1 cm ret. P9097C2 | C26 P9103C2 | C27




WESTERN
22.05x88.8x1 cm ret. P9098C2 | C26 P9104C2 | C27



ALASKA
14.5x88.8x1 cm ret. P9095C3 | C26 P9101C3 | C27



ARIZONA
14.5x88.8x1 cm ret. P9096C3 | C26 P9102C3 | C27



SAVANNAH
14.5x88.8x1 cm ret. P9097C3 | C26 P9103C3 | C27



WESTERN
14.5x88.8x1 cm ret. P9098C3 | C26 P9104C3 | C27



SKIRTING . RODAPÉ . RODAPIÉ
PLINTHE . SOCKEL . ПЛИНТУС
8x44.3x1 cm ret.

SIZES (CM)	PIECES / BOX	SQM / BOX	WEIGHT / BOX	BOX / PALLET	SQM / PALLET	WEIGHT / PALLET
Dimensão . Format	Peças / Caixa . Pièces / Boîte	M ² / Caixa . M ² / Boîte	Peso / Caixa . Poids / Boîte	Caixa / Paleta . Boîte / Palette	M ² / Paleta . M ² / Palette	Peso / Paleta . Poids / Palette
Maße . Formato	Stück / Karton . Piezas / Caja	M ² / Karton . M ² / Caja	Gewicht / Karton . Peso / Caja	Kartons / Palette . Caja / Pallet	M ² / Palette . M ² / Pallet	Gewicht / Palette . Peso / Pallet
Размеры	Штук / Коробка	Кв.м / Коробка	Вес / Коробка	Коробок / Поддон	Кв.м / Поддон	Вес / Поддон
22.05x88.8x1 ret.	5	0.980	21.67	44	43.120	973
14.5x88.8x1 ret.	7	0.900	20.07	45	40.500	923



BOSCO

The naturalness and authenticity of wood essence.

A naturalidade e a autenticidade da essência da madeira.
Le naturel et l'authenticité de l'essence du bois.
Die Natürlichkeit und Authentizität die Essenz des Holzes.
La naturalidad y la autenticidad de la esencia de la madera.
Натуральность и аутентичность дерева.


BOSCO CASTAGNO 22.05X88.8 CM RET. NATURAL P9082C2
BOSCO CASTAGNO 14.5X88.8 CM RET. NATURAL P9082C3




WALL & FLOOR / PORCELAIN TILES
 Revestimento e Pavimento / Porcelanato . Revêtements & Carreaux de Sol / Grès Cérame
 Wand & Boden / Feinsteinzeug . Revestimiento y Pavimento / Porcelánico
 Настенная плитка и Плитка для пола / Керамогранит

22x90cm / 8.7"x35.4"


15x90cm / 5.9"x35.4"




NOCE




CASTAGNO



NEBBIA



GRIGIO



BOSCO GRIGIO 22.05X88.8 CM RET. NATURAL P9083C2
 BOSCO GRIGIO 14.5X88.8 CM RET. NATURAL P9083C3

BOSCO NEBBIA 22.05X88.8 CM RET. NATURAL P9084C2
 BOSCO NEBBIA 14.5X88.8 CM RET. NATURAL P9084C3

22x90cm / 8.7"x35.4"
15x90cm / 5.9"x35.4"

22x90cm / 8.7"x35.4"
15x90cm / 5.9"x35.4"



NOCE
22.05x88.8x1 cm ret.
14.5x88.8x1 cm ret.
P9081C2 | C26 P9085C2 | C27
P9081C3 | C26 P9085C3 | C27



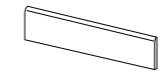
CASTAGNO
22.05x88.8x1 cm ret.
14.5x88.8x1 cm ret.
P9082C2 | C26 P9086C2 | C27
P9082C3 | C26 P9086C3 | C27



NEBBIA
22.05x88.8x1 cm ret.
14.5x88.8x1 cm ret.
P9084C2 | C26 P9088C2 | C27
P9084C3 | C26 P9088C3 | C27



GRIGIO
22.05x88.8x1 cm ret.
14.5x88.8x1 cm ret.
P9083C2 | C26 P9087C2 | C27
P9083C3 | C26 P9087C3 | C27



**SKIRTING . RODAPÉ . RODAPIÉ
PLINTHE . SOCKEL . ПЛИНТУС**
8x44.3x1 cm ret. | D8



MOSAIC BOSCO NOCE
(9.7X9.7 cm) (PIECE)
29.5x29.5x1 cm DC364 | D23




MOSAIC BOSCO CASTAGNO
(9.7X9.7 cm) (PIECE)
29.5x29.5x1 cm DC365 | D23



MOSAIC BOSCO NEBBIA
(9.7X9.7 cm) (PIECE)
29.5x29.5x1 cm DC367 | D23




MOSAIC BOSCO GRIGIO
(9.7X9.7 cm) (PIECE)
29.5x29.5x1 cm DC366 | D23




MOSAIC BOSCO NOCE
(4.7X4.7 cm) (PIECE)
29.5x29.5x1 cm DC360 | D23



MOSAIC BOSCO CASTAGNO
(4.7X4.7 cm) (PIECE)
29.5x29.5x1 cm DC361 | D23



MOSAIC BOSCO NEBBIA
(4.7X4.7 cm) (PIECE)
29.5x29.5x1 cm DC363 | D23



MOSAIC BOSCO GRIGIO
(4.7X4.7 cm) (PIECE)
29.5x29.5x1 cm DC362 | D23

BOSCO NOCE 22.05X88.8 CM RET. NATURAL P9081C2
BOSCO NOCE 14.5X88.8 CM RET. NATURAL P9081C3

SIZES (CM)	PIECES / BOX	SQM / BOX	WEIGHT / BOX	BOX / PALLET	SQM / PALLET	WEIGHT / PALLET
Dimensão . Format	Peças / Caixa . Pièces / Boite	M ² / Caixa . M ² / Boite	Peso / Caixa . Poids / Boite	Caixa / Palette . Boite / Palette	M ² / Palette . M ² / Palette	Peso / Palette . Poids / Palette
Maße . Formato	Stück / Karton . Piezas / Caja	M ² / Karton . M ² / Caja	Gewicht / Karton . Peso / Caja	Kartons / Palette . Caja / Pallet	M ² / Palette . M ² / Pallet	Gewicht / Palette . Peso / Pallet
Размеры	Штук / Коробка	Кв.м / Коробка	Вес / Коробка	Коробок / Поддон	Кв.м / Поддон	Вес / Поддон
22.05x88.8x1 ret.	5	0.980	21.67	44	43.120	973
14.5x88.8x1 ret.	7	0.900	20.07	45	40.500	923



LODGE

Born from nature for a contemporary lifestyle.

Nascido da natureza para um estilo de vida contemporâneo.
Né de la nature pour un style de vie contemporain.
Geboren aus der Natur für einen modernen Lebensstil.
Nacido de la naturaleza para un estilo de vida contemporáneo.
Современный стиль, рожденный природой.

LODGE CHARCOAL PINE 22.05X90 CM P9073C5
LODGE CHARCOAL PINE 14.5X90 CM P9073C4



LODGE CHALK PINE 22.05X90 CM P9071C5
 LODGE CHALK PINE 14.5X90 CM P9071C4




WALL & FLOOR / PORCELAIN TILES
 Revestimento e Pavimento / Porcelanato . Revêtements & Carreaux de Sol / Grès Cérame
 Wand & Boden / Feinsteinzeug . Revestimiento y Pavimento / Porcelánico
 Настенная плитка и Плитка для пола / Керамогранит

22x90cm / 8.7"x35.4"


15x90cm / 5.9"x35.4"




ARCTIC PINE




CHALK PINE




CHARCOAL PINE



RAFFIA PINE



COCO PINE



TOBACCO PINE



LODGE COCO PINE 22.05X90 CM P9075C5
 LODGE COCO PINE 14.5X90 CM P9075C4



LODGE ARCTIC PINE 22.05X90 CM P9070C5
LODGE ARCTIC PINE 14.5X90 CM P9070C4



SHOWER:
MOSAIC LODGE RAFFIA PINE 29.5X29.5 CM DC348

FLOOR:
LODGE RAFFIA PINE 22.05X90 CM P9072C5
LODGE RAFFIA PINE 14.5X90 CM P9072C4




LODGE

22x90cm / 8.7"x35.4"
15x90cm / 5.9"x35.4"



ARCTIC PINE
22.05x90x1 cm
14.5x90x1 cm

P9070C5 | C20
P9070C4 | C20



RAFFIA PINE
22.05x90x1 cm
14.5x90x1 cm

P9072C5 | C20
P9072C4 | C20



CHALK PINE
22.05x90x1 cm
14.5x90x1 cm

P9071C5 | C20
P9071C4 | C20



COCO PINE
22.05x90x1 cm
14.5x90x1 cm

P9075C5 | C20
P9075C4 | C20



CHARCOAL PINE
22.05x90x1 cm
14.5x90x1 cm

P9073C5 | C20
P9073C4 | C20



TOBACCO PINE
22.05x90x1 cm
14.5x90x1 cm

P9074C5 | C20
P9074C4 | C20




MOSAIC LODGE ARCTIC PINE
(9.7X9.7 cm) (PIECE)
29.5x29.5x1 cm DC346 | D22




MOSAIC LODGE CHALK PINE
(9.7X9.7 cm) (PIECE)
29.5x29.5x1 cm DC347 | D22



MOSAIC LODGE CHARCOAL PINE
(9.7X9.7 cm) (PIECE)
29.5x29.5x1 cm DC349 | D22



MOSAIC LODGE RAFFIA PINE
(9.7X9.7 cm) (PIECE)
29.5x29.5x1 cm DC348 | D22



MOSAIC LODGE COCO PINE
(9.7X9.7 cm) (PIECE)
29.5x29.5x1 cm DC351 | D22



MOSAIC LODGE TOBACCO PINE
(9.7X9.7 cm) (PIECE)
29.5x29.5x1 cm DC350 | D22



**SKIRTING . RODAPÉ . RODAPIÉ
PLINTHE . SOCKEL . ПЛИНТУС**
8x44.3x1 cm ret. | D8

SIZES (CM)	PIECES / BOX	SQM / BOX	WEIGHT / BOX	BOX / PALLET	SQM / PALLET	WEIGHT / PALLET
Dimensão . Format	Peças / Caixa . Pièces / Boîte	M ² / Caixa . M ² / Boîte	Peso / Caixa . Poids / Boîte	Caixa / Paleta . Boîte / Palette	M ² / Paleta . M ² / Palette	Peso / Palette . Poids / Palette
Maße . Formato	Stück / Karton . Piezas / Caja	M ² / Karton . M ² / Caja	Gewicht / Karton . Peso / Caja	Kartons / Palette . Caja / Pallet	M ² / Palette . M ² / Pallet	Gewicht / Palette . Peso / Pallet
Размеры	Штук / Коробка	Кв.м / Коробка	Вес / Коробка	Коробок / Поддон	Кв.м / Поддон	Вес / Поддон
22.05x90x1	5	0.990	21.52	44	43.560	967
14.5x90x1	7	0.910	19.50	45	40.950	898




LODGE TOBACCO PINE 22.05X90 CM P9074C5
 LODGE TOBACCO PINE 14.5X90 CM P9074C4


- WALL + FLOOR PORCELAIN TILES
- V2 - SLIGHT VARIATION
- NATURAL (MATTE)
- 1 CM
22.05x90
14.5x90
- R10 CLASS 1 NATURAL

LODGE


22x90cm / 8.7"x35.4"
 15x90cm / 5.9"x35.4"




MOSAIC LODGE ARCTIC PINE
 (4.7X4.7 cm) (PIECE)
 29.5x29.5x1 cm DC340 | D23




MOSAIC LODGE CHALK PINE
 (4.7X4.7 cm) (PIECE)
 29.5x29.5x1 cm DC341 | D23



MOSAIC LODGE CHARCOAL PINE
 (4.7X4.7 cm) (PIECE)
 29.5x29.5x1 cm DC343 | D23



MOSAIC LODGE RAFFIA PINE
 (4.7X4.7 cm) (PIECE)
 29.5x29.5x1 cm DC342 | D23



MOSAIC LODGE COCO PINE
 (4.7X4.7 cm) (PIECE)
 29.5x29.5x1 cm DC345 | D23



MOSAIC LODGE TOBACCO PINE
 (4.7X4.7 cm) (PIECE)
 29.5x29.5x1 cm DC344 | D23



LODGE COCO PINE 22.05X90 CM P9075C5
 LODGE COCO PINE 14.5X90 CM P9075C4

CASTLE

Modern look with a distinctive ancient charm.

Aparência moderna com um distintivo charme clássico.
Look moderne avec un charme classique distinctif.
Modernen Anschein mit einem unverwechselbaren klassischen Charme.
Aspecto moderno con un encanto clásico distintivo.
Современный стиль с легким налетом старины.

CASTLE HONEY OAK 22.05X90 CM P9063C5
CASTLE HONEY OAK 14.5X90 CM P9063C4



WALL & FLOOR / PORCELAIN TILES
 Revestimento e Pavimento / Porcelanato . Revêtements & Carreaux de Sol / Grès Cérame
 Wand & Boden / Feinsteinzeug . Revestimiento y Pavimento / Porcelánico
 Настенная плитка и Плитка для пола / Керамогранит

22x90cm / 8.7"x35.4"

15x90cm / 5.9"x35.4"



CASTLE SAND OAK 22.05X90 CM P9061C5
 CASTLE SAND OAK 14.5X90 CM P9061C4

CASTLE FROZEN OAK 22.05X90 CM P9060C5
 CASTLE FROZEN OAK 14.5X90 CM P9060C4

22x90cm / 8.7"x35.4"
15x90cm / 5.9"x35.4"



CASTLE PLATINIUM OAK 22.05X90 CM P9064C5
CASTLE PLATINIUM OAK 14.5X90 CM P9064C4



22x90cm / 8.7"x35.4"
15x90cm / 5.9"x35.4"



SAND OAK
22.05x90x1 cm
14.5x90x1 cm
P9061C5 | C20
P9061C4 | C20



HONEY OAK
22.05x90x1 cm
14.5x90x1 cm
P9063C5 | C20
P9063C4 | C20



FROZEN OAK
22.05x90x1 cm
14.5x90x1 cm
P9060C5 | C20
P9060C4 | C20




SMOKED OAK
22.05x90x1 cm
14.5x90x1 cm
P9062C5 | C20
P9062C4 | C20



PLATINIUM OAK
22.05x90x1 cm
14.5x90x1 cm
P9064C5 | C20
P9064C4 | C20



COFFEE OAK
22.05x90x1 cm
14.5x90x1 cm
P9065C5 | C20
P9065C4 | C20




MOSAIC CASTLE SAND OAK
(9.7X9.7 cm) (PIECE)
29.5x29.5x1 cm DC332 | D22




MOSAIC CASTLE FROZEN OAK
(9.7X9.7 cm) (PIECE)
29.5x29.5x1 cm DC331 | D22



MOSAIC CASTLE PLATINIUM OAK
(9.7X9.7 cm) (PIECE)
29.5x29.5x1 cm DC335 | D22



MOSAIC CASTLE HONEY OAK
(9.7X9.7 cm) (PIECE)
29.5x29.5x1 cm DC334 | D22



MOSAIC CASTLE SMOKED OAK
(9.7X9.7 cm) (PIECE)
29.5x29.5x1 cm DC333 | D22



MOSAIC CASTLE COFFEE OAK
(9.7X9.7 cm) (PIECE)
29.5x29.5x1 cm DC336 | D22



**SKIRTING . RODAPÉ . RODAPÉ
PLINTHE . SOCKEL . ПЛИТУС**
8x44.3x1 cm ret. | D8

SIZES (CM)	PIECES / BOX	SQM / BOX	WEIGHT / BOX	BOX / PALLET	SQM / PALLET	WEIGHT / PALLET
Dimensão . Format	Peças / Caixa . Pièces / Boite	M ² / Caixa . M ² / Boite	Peso / Caixa . Poids / Boite	Caixa / Paleta . Boite / Palette	M ² / Paleta . M ² / Palette	Peso / Paleta . Poids / Palette
Maße . Formato	Stück / Karton . Piezas / Caja	M ² / Karton . M ² / Caja	Gewicht / Karton . Peso / Caja	Kartons / Palette . Caja / Pallet	M ² / Palette . M ² / Pallet	Gewicht / Palette . Peso / Pallet
Размеры	Штук / Коробка	Кв.м / Коробка	Вес / Коробка	Коробок / Поддон	Кв.м / Поддон	Вес / Поддон
22.05x90x1	5	0.990	21.52	44	43.560	967
14.5x90x1	7	0.910	19.50	45	40.950	898



CASTLE SMOKED OAK 22.05X90 CM P9062C5
 CASTLE SMOKED OAK 14.5X90 CM P9062C4

- WALL + FLOOR PORCELAIN TILES
- V2 - SLIGHT VARIATION
- NATURAL (MATTE)
- 1 CM
22.05x90
14.5x90
- R10 CLASS A NATURAL

CASTLE

22x90cm / 8.7"x35.4"
 15x90cm / 5.9"x35.4"



MOSAIC CASTLE SAND OAK
 (4.7X4.7 cm) (PIECE)
 29.5x29.5x1 cm DC326 | D23



MOSAIC CASTLE FROZEN OAK
 (4.7X4.7 cm) (PIECE)
 29.5x29.5x1 cm DC325 | D23




MOSAIC CASTLE PLATINIUM OAK
 (4.7X4.7 cm) (PIECE)
 29.5x29.5x1 cm DC329 | D23



MOSAIC CASTLE HONEY OAK
 (4.7X4.7 cm) (PIECE)
 29.5x29.5x1 cm DC328 | D23



MOSAIC CASTLE SMOKED OAK
 (4.7X4.7 cm) (PIECE)
 29.5x29.5x1 cm DC327 | D23



MOSAIC CASTLE COFFEE OAK
 (4.7X4.7 cm) (PIECE)
 29.5x29.5x1 cm DC330 | D23



CASTLE COFFEE OAK 22.05X90 CM P9065C5
 CASTLE COFFEE OAK 14.5X90 CM P9065C4



WALL:
 MOSAIC CASTLE FROZEN OAK 29.5X29.5 CM DC325

FLOOR:
 CASTLE FROZEN OAK 22.05X90 CM P9060C5
 CASTLE FROZEN OAK 14.5X90 CM P9060C4



SHERWOOD

The timeless beauty of oak.

A beleza intemporal do carvalho.
La beauté intemporelle du chêne.
Die zeitlose Schönheit der Eiche.
La bellezza intemporal del roble.
Нестареющая красота дуба.

SHERWOOD CINZA 14,5X90 CM NATURAL CT69C4



15x90cm / 5.9"x35.4"


-
-
-
-
-
-
-
-



BEGE
14.5x90x1 cm
CT67C4 | C20 CT70C4 | C20



CASTANHO
14.5x90x1 cm
CT68C4 | C20 CT71C4 | C20



CINZA
14.5x90x1 cm
CT69C4 | C20 CT72C4 | C20



SKIRTING . RODAPÉ . RODAPÉ PLINTE . SOCKEL . ПЛИТУС
8x44.3x1 cm ret. | D8

SIZES (CM)	PIECES / BOX	SQM / BOX	WEIGHT / BOX	BOX / PALLET	SQM / PALLET	WEIGHT / PALLET
Dimensão . Format Maße . Formato Размеры	Peças / Caixa . Pièces / Boîte Stück / Karton . Piezas / Caja Штук / Коробка	M ² / Caixa . M ² / Boîte M ² / Karton . M ² / Caja Кв.м / Коробка	Peso / Caixa . Poids / Boîte Gewicht / Karton . Peso / Caja Вес / Коробка	Caixa / Paleta . Boîte / Palette Kartons / Palette . Caja / Pallet Коробок / Поддон	M ² / Paleta . M ² / Palette M ² / Palette . M ² / Pallet Кв.м / Поддон	Peso / Paleta . Poids / Palette Gewicht / Palette . Peso / Pallet Вес / Поддон
14.5x90x1	7	0.910	19.50	45	40.950	898

SHERWOOD BEGE 14.5X90 CM NATURAL CT67C4



SHERWOOD CASTANHO 14.5X90 CM NATURAL CT68C4



DECK

Extremely functional and resistant.

Extremamente funcional e resistente.
Extrêmement fonctionnel et résistant.
Äußerst funktional und beständig.
Muy funcional y resistente.
Чрезвычайно функциональный и устойчивый.

DECK 14.5X88.8 CM RET. CT77C3



DECK GREY 14.5X88.8 CM RET. CT78C3



15x90cm / 5.9"x35.4"

DECK



DECK
14.5x88.8x1 cm ret.

CT77C3 | C28



DECK GREY
14.5x88.8x1 cm ret.

CT78C3 | C28

SIZES (CM)	PIECES / BOX	SQM / BOX	WEIGHT / BOX	BOX / PALLET	SQM / PALLET	WEIGHT / PALLET
Dimensão .Format Maße . Formato Размеры	Peças / Caixa . Pièces / Boîte Stück / Karton . Piezas / Caja Штук / Коробка	M ² / Caixa . M ² / Boîte M ² / Karton . M ² / Caja Кв.м / Коробка	Peso / Caixa . Poids / Boîte Gewicht / Karton . Peso / Caja Вес / Коробка	Caixa / Paleta . Boîte / Palette Kartons / Palette . Caja / Pallet Коробок / Поддон	M ² / Paleta . M ² / Palette M ² / Palette . M ² / Pallet Кв.м / Поддон	Peso / Paleta . Poids / Palette Gewicht / Palette . Peso / Pallet Вес / Поддон
14.5x88.8x1 ret.	7	0.900	20.07	45	40.500	923



DECK 14.5X88.8 CM RET. CT77C3



Stone



BALANCE

Harmonious and welcoming spaces.

Espaços harmoniosos e acolhedores.
Des espaces harmonieux et accueillants.
Harmonische und gemütliche Räume.

Espacios armoniosos y acogedores.
Гармоничное и располагающее пространство.

WALL:
BALANCE SILVER 30X90 CM RET. MATTE R3192R
FLOOR:
BALANCE SILVER 59.2X59.2 CM RET. NATURAL P6092R




LEFT WALL:
BALANCE GREY 30X90 CM RET. SHINE R3187R

RIGHT WALL:
BALANCE CEPPO DI GRE 30X90 CM RET. SHINE R3194R

FLOOR:
BALANCE GREY 59.2X59.2 CM RET. NATURAL P6093R


WALL & FLOOR / PORCELAIN TILES
 Revestimento e Pavimento / Porcelanato . Revêtements & Carreaux de Sol / Grès Cérame
 Wand & Boden / Feinsteinzeug . Revestimiento y Pavimento / Porcelánico
 Настенная плитка и Плитка для пола / Керамогранит

45x90cm / 17.7"x35.4"
 60x60cm / 23.6"x23.6"
 45x45cm / 17.7"x17.7"



WALL / WALL TILES
 Revestimento . Revêtements
 Wandfliesen . Revestimiento . Настенная Плитка

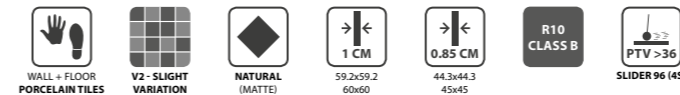

30x90cm / 11.8"x35.4"
 30x60cm / 11.8"x23.6"



CUBIC BALANCE SILVER 30X90 CM RET. MATTE R3197R



45x90cm / 17.7"x35.4"
60x60cm / 23.6"x23.6"
45x45cm / 17.7"x17.7"

45x90cm / 17.7"x35.4"
60x60cm / 23.6"x23.6"
45x45cm / 17.7"x17.7"



BEIGE
44.3x88.8x1 cm ret. P9091R | C26

SILVER
44.3x88.8x1 cm ret. P9092R | C26



GREY
44.3x88.8x1 cm ret. P9093R | C26


CEPPDI GRE
44.3x88.8x1 cm ret. P9094R | C26



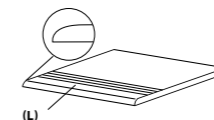
BEIGE
59.2x59.2x1 cm ret. P6091R | C20
44.3x44.3x0.85 cm ret. PE011R | C18
60x60x1 cm P6091 | C15
45x45x0.85 cm PE011 | C11

SILVER
59.2x59.2x1 cm ret. P6092R | C20
44.3x44.3x0.85 cm ret. PE012R | C18
60x60x1 cm P6092 | C15
45x45x0.85 cm PE012 | C11

GREY
59.2x59.2x1 cm ret. P6093R | C20
44.3x44.3x0.85 cm ret. PE013R | C18
60x60x1 cm P6093 | C15
45x45x0.85 cm PE013 | C11



CEPPDI GRE
59.2x59.2x1 cm ret. P6094R | C20
60x60x1 cm P6094 | C15



STAIRSTEP . DEGRAU . PELDAÑO
NEZ-DE-MARCHE . STUFE . СТУПЕНЬ
88.8(L)x44.3x1 cm ret.
59.2(L)x59.2x1 cm ret.
44.3(L)x44.3x0.85 cm ret.
60(L)x60x1 cm
45(L)x45x0.85 cm



SKIRTING . RODAPÉ . RODAPIÉ
PLINTHE . SOCKEL . ПЛИНТУС
8x44.3x1 cm ret.
8x59.2x1 cm ret.
8x60x1 cm
8x45x0.85 cm



WALL:
BALANCE CEPPDI GRE 44.3X88.8 CM RET. NATURAL P9094R
BALANCE SILVER 44.3X88.8 CM RET. NATURAL P9092R
FLOOR:
BALANCE GREY 44.3X88.8 CM RET. NATURAL P9093R




MOSAIC BALANCE BEIGE
(4.7X4.7 CM) (PIECE)
29.5x29.5x1 cm DC985 | D20



MOSAIC BALANCE SILVER
(4.7X4.7 CM) (PIECE)
29.5x29.5x1 cm DC986 | D20



MOSAIC BALANCE GREY
(4.7X4.7 CM) (PIECE)
29.5x29.5x1 cm DC987 | D20



MOSAIC BALANCE CEPPDI GRE
(4.7X4.7 CM) (PIECE)
29.5x29.5x1 cm DC988 | D20


SIZES (CM) Dimensão / Format Maße / Formato Размеры	PIECES / BOX Peças / Caixa - Pièces / Boite Stück / Karton - Piezas / Caja Штук / Коробка	SQM / BOX M ² / Caixa - M ² / Boite M ² / Karton - M ² / Caja Кв.м / Коробка	WEIGHT / BOX Peso / Caixa - Poids / Boite Gewicht / Karton - Peso / Caja Вес / Коробка	BOX / PALLET Caixa / Palette - Boite / Palette Kartons / Palette - Caja / Pallet Коробок / Поддон	SQM / PALLET M ² / Palette - M ² / Palette M ² / Karton - M ² / Pallet Кв.м / Поддон	WEIGHT / PALLET Peso / Palette - Poids / Palette Gewicht / Palette - Peso / Pallet Вес / Поддон
44.3x88.8x1 ret.	2	0.787	17.72	43	33.841	782
59.2x59.2x1 ret.	3	1.050	23.20	36	37.800	855
44.3x44.3x0.85 ret.	6	1.178	22.40	36	42.408	826
60x60x1	3	1.080	23.78	36	38.880	876
45x45x0.85	5	1.010	19.20	36	36.360	711



MURETTO BALANCE SILVER 29.5X59.2 CM RET. MATTE R3727R




30x90cm / 11.8"x35.4"
30x60cm / 11.8"x23.6"



BEIGE

30x90x1.17 cm ret.
29.5x59.2x0.85 cm ret.
30x60x0.85 cm


R3185R | C25 R3191R | C25
R3714R | C14 R3717R | C14
R3714 | C10 R3717 | C10



SILVER

30x90x1.17 cm ret.
29.5x59.2x0.85 cm ret.
30x60x0.85 cm


R3186R | C25 R3192R | C25
R3715R | C14 R3718R | C14
R3715 | C10 R3718 | C10



GREY

30x90x1.17 cm ret.
29.5x59.2x0.85 cm ret.
30x60x0.85 cm


R3187R | C25 R3193R | C25
R3716R | C14 R3719R | C14
R3716 | C10 R3719 | C10



CEPPO DI GRE

30x90x1.17 cm ret.
29.5x59.2x0.85 cm ret.
30x60x0.85 cm

R3194R | C25 R3195R | C25
R3721R | C14 R3722R | C14
R3721 | C10 R3722 | C10



MURETTO BEIGE

30x90x1.17 cm ret.
29.5x59.2x0.85 cm ret.
30x60x0.85 cm

R3201R | C27
R3726R | C19
R3726 | C14



MURETTO SILVER

30x90x1.17 cm ret.
29.5x59.2x0.85 cm ret.
30x60x0.85 cm

R3202R | C27
R3727R | C19
R3727 | C14



MURETTO GREY

30x90x1.17 cm ret.
29.5x59.2x0.85 cm ret.
30x60x0.85 cm

R3203R | C27
R3728R | C19
R3728 | C14



WALL:
BALANCE BEIGE 30X90 CM RET. MATTE R3191R
MURETTO BALANCE BEIGE 30X90 CM RET. MATTE R3201R
FLOOR:
BALANCE BEIGE 59.2X59.2 CM RET. NATURAL P6091R

SIZES (CM) Dimensão / Format Maße / Formato Размеры	PIECES / BOX Peças / Caixa . Pièces / Boîte Stück / Karton . Piezas / Caja Штук / Коробка	SQM / BOX M² / Caixa . M² / Boîte M² / Karton . M² / Caja Кв.м / Коробка	WEIGHT / BOX Peso / Caixa . Poids / Boîte Gewicht / Karton . Peso / Caja Вес / Коробка	BOX / PALLET Caixa / Paleta . Boîte / Palette Kartons / Palette . Caja / Pallet Коробок / Поддон	SQM / PALLET M² / Paleta . M² / Palette M² / Palette . M² / Pallet Кв.м / Поддон	WEIGHT / PALLET Peso / Paleta . Poids / Palette Gewicht / Palette . Peso / Pallet Вес / Поддон
30x90x1.17 ret.	4	1.080	21.32	20	21.600	446
29.5x59.2x0.85 ret.	8	1.400	19.81	32	44.800	654
30x60x0.85	8	1.460	20.63	32	46.720	680



30x90cm / 11.8"x35.4"
30x60cm / 11.8"x23.6"



CUBIC BEIGE

30x90x1.17 cm ret.
30x60x0.85 cm


R3196R | C27
R3723 | C14



CUBIC SILVER

30x90x1.17 cm ret.
30x60x0.85 cm


R3197R | C27
R3724 | C14



CUBIC GREY


30x90x1.17 cm ret.
30x60x0.85 cm

R3198R | C27
R3725 | C14




MOSAIC BALANCE BEIGE

(2.5X2.5 CM) (PIECE)
29.5x29.5x0.85 cm DC764^(A) | D22



MOSAIC BALANCE SILVER

(2.5X2.5 CM) (PIECE)
29.5x29.5x0.85 cm DC765^(A) | D22



MOSAIC BALANCE GREY

(2.5X2.5 CM) (PIECE)
29.5x29.5x0.85 cm DC766^(A) | D22

^(A) RANDOM DRAWING . DESENHO ALEATÓRIO . DESSIN ALÉATOIRE . WECHSELNDES DESIGN . DISEÑO ALEATORIO . ЖЕРЕБЬЕВКИ



BALANCE BEIGE 29.5X29.5 CM RET. SHINE R3714R
MOSAIC BALANCE BEIGE 29.5X29.5 CM MATTE/SHINE DC764

WALL:
CUBIC BALANCE GREY 30X60 CM MATTE R3725
BALANCE GREY 30X60 CM MATTE R3719
FLOOR:
BALANCE GREY 45X45 CM NATURAL PE013
MOSAIC BALANCE GREY 29.5X29.5 CM NATURAL DC987

PIAZEN

Natural elegance with a contemporary touch.

Elegância natural com um toque contemporâneo.
L'élégance naturelle avec une touche contemporaine.
Natürliche Eleganz mit einem kontemporären Touch.
Elegancia natural con un toque contemporáneo.
Естественная элегантность с современным оттенком.

LEFT WALL:
PIAZEN ASH 30X90 CM RET. R3159R

RIGHT WALL:
CUBIC PIAZEN ASH 30X90 CM RET. R3163R

FLOOR:
PIAZEN COAL 44.3X88.8 CM RET. NATURAL P9069R



RIGHT WALL:
GROOVE PIAZEN IVORY 30X90 CM RET. R3165R

FRONT WALL:
PIAZEN PEARL 30X90 CM RET. R3156R

LEFT WALL:
PIAZEN IVORY 30X90 CM RET. R3157R
MOSAIC MIX PIAZEN GROOVE IVORY 29.5X29.5 CM DC747

FLOOR:
PIAZEN CLAY 59.2X59.2 CM RET. P6073R

WALL & FLOOR / PORCELAIN TILES
 Revestimento e Pavimento / Porcelanato . Revêtements & Carreaux de Sol / Grès Cérame
 Wand & Boden / Feinsteinzeug . Revestimiento y Pavimento / Porcelánico
 Настенная плитка и Плитка для пола / Керамогранит

45x90cm / 17.7"x35.4"
 60x60cm / 23.6"x23.6"
 30x60cm / 11.8"x23.6"
 45x45cm / 17.7"x17.7"




WALL / WALL TILES
 Revestimento . Revêtements
 Wandfliesen . Revestimiento . Настенная Плитка

30x90cm / 11.8"x35.4"
 30x60cm / 11.8"x23.6"



WALL & FLOOR / GLAZED TILES
 Revestimento e Pavimento / Pavimento em Grés . Revêtements & Carreaux de Sol / Sol en Grés
 Wand & Boden / Bodenfliesen aus Steinzeug . Revestimiento y Pavimento / Pavimento en Gres
 Настенная плитка и Плитка для пола / Глазурованная плитка для пола

20x20cm / 7.9"x7.9"



PIAZEN COAL 59.2X59.2 CM RET. NATURAL P6074R



WALL + FLOOR
PORCELAIN TILES



V3 - MODERATE
VARIATION



NATURAL
(MATTE)



1 CM



0.85 CM



R10
CLASS B
NATURAL

45x90cm / 17.7"x35.4"
30x60cm / 11.8"x23.6"
60x60cm / 23.6"x23.6"
45x45cm / 17.7"x17.7"

PIAZEN



SAND

44.3x88.8x1 cm ret.
29.5x59.2x0.85 cm ret.
30x60x0.85 cm



P9066R | C30
P3061R | C23
P3061 | C19



CLAY

44.3x88.8x1 cm ret.
29.5x59.2x0.85 cm ret.
30x60x0.85 cm



P9068R | C30
P3063R | C23
P3063 | C19



IRON

44.3x88.8x1 cm ret.
29.5x59.2x0.85 cm ret.
30x60x0.85 cm



P9067R | C30
P3062R | C23
P3062 | C19

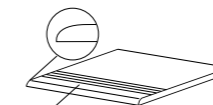


COAL

44.3x88.8x1 cm ret.
29.5x59.2x0.85 cm ret.
30x60x0.85 cm



P9069R | C30
P3064R | C23
P3064 | C19



(L)

**STAIRSTEP . DEGRAU . PELDAÑO
NEZ-DE-MARCHE . STUFE . СТУПЕНЬ**
88.8(L)x44.3x1 cm ret. | D32
59.2(L)x59.2x1 cm ret. | D30
44.3(L)x44.3x0.85 cm ret. | D26
59.2(L)x29.5x1 cm ret. | D23
59.2(L)x29.5x0.85 cm ret. | D21
60(L)x60x1 cm | D25
45(L)x45x0.85 cm | D20
60(L)x30x1 cm | D20
60(L)x30x0.85 cm | D18



**SKIRTING . RODAPÉ . РОДАРИЄ
PLINTHE . SOCKEL . ПЛИНТУС**
8x44.3x1 cm ret. | D8
8x59.2x1 cm ret. | D11
8x60x1 cm | D9
8x45x0.85 cm | D7


SIZES (CM)	PIECES / BOX	SQM / BOX	WEIGHT / BOX	BOX / PALLET	SQM / PALLET	WEIGHT / PALLET
Dimensão . Format	Peças / Caixa . Pièces / Boîte	M ² / Caixa . M ² / Boîte	Peso / Caixa . Poids / Boîte	Caixa / Palette . Boîte / Palette	M ² / Palette . M ² / Palette	Peso / Palette . Poids / Palette
Maße . Formato	Stück / Karton . Piezas / Caja	M ² / Karton . M ² / Caja	Gewicht / Karton . Peso / Caja	Kartons / Palette . Caja / Pallet	M ² / Palette . M ² / Pallet	Gewicht / Palette . Peso / Pallet
Размеры	Штук / Коробка	Кв.м / Коробка	Вес / Коробка	Коробок / Поддон	Кв.м / Поддон	Вес / Поддон
44.3x88.8x1 ret.	2	0.787	17.72	43	33.841	782
29.5x59.2x0.85 ret.	7	1.220	22.60	40	48.800	924
30x60x1	6	1.080	23.60	40	43.200	964

PIAZEN IRON 44.3X88.8 CM RET. NATURAL P9067R

45x90cm / 17.7"x35.4"
 30x60cm / 11.8"x23.6"
 60x60cm / 23.6"x23.6"
 45x45cm / 17.7"x17.7"



45x90cm / 17.7"x35.4"
 30x60cm / 11.8"x23.6"
 60x60cm / 23.6"x23.6"
 45x45cm / 17.7"x17.7"



SAND
 59.2x59.2x1 cm ret. P6071R | C26
 44.3x44.3x0.85 cm ret. PE005R | C19
 60x60x1 cm P6071 | C22
 45x45x0.85 cm PE005 | C12

CLAY
 59.2x59.2x1 cm ret. P6073R | C26
 44.3x44.3x0.85 cm ret. PE007R | C19
 60x60x1 cm P6073 | C22
 45x45x0.85 cm PE007 | C12

IRON
 59.2x59.2x1 cm ret. P6072R | C26
 44.3x44.3x0.85 cm ret. PE006R | C19
 60x60x1 cm P6072 | C22
 45x45x0.85 cm PE006 | C12

SAND
 59.2x59.2x1 cm ret. P6080R | C27
 60x60x1 cm P6080 | C23

CLAY
 59.2x59.2x1 cm ret. P6082R | C27
 60x60x1 cm P6082 | C23




IRON
 59.2x59.2x1 cm ret. P6081R | C27
 60x60x1 cm P6081 | C23



COAL
 59.2x59.2x1 cm ret. P6074R | C26
 44.3x44.3x0.85 cm ret. PE008R | C19
 60x60x1 cm P6074 | C22
 45x45x0.85 cm PE008 | C12



COAL
 59.2x59.2x1 cm ret. P6083R | C27
 60x60x1 cm P6083 | C23






MOSAIC PIAZEN SAND
 (4.7X4.7 cm) (PIECE)
 29.5x29.5x0.85 cm DC977 | D22

MOSAIC PIAZEN CLAY
 (4.7X4.7 cm) (PIECE)
 29.5x29.5x0.85 cm DC979 | D22

MOSAIC PIAZEN IRON
 (4.7X4.7 cm) (PIECE)
 29.5x29.5x0.85 cm DC978 | D22

MOSAIC PIAZEN COAL
 (4.7X4.7 cm) (PIECE)
 29.5x29.5x0.85 cm DC980 | D22



MOSAIC MIX HAMMERED PIAZEN SAND
 (4.7X4.7 cm) (PIECE)
 29.5x29.5x1 cm DC965^(A) | D24

MOSAIC MIX HAMMERED PIAZEN CLAY
 (4.7X4.7 cm) (PIECE)
 29.5x29.5x1 cm DC967^(A) | D24

MOSAIC MIX HAMMERED PIAZEN IRON
 (4.7X4.7 cm) (PIECE)
 29.5x29.5x1 cm DC966^(A) | D24

MOSAIC MIX HAMMERED PIAZEN COAL
 (4.7X4.7 cm) (PIECE)
 29.5x29.5x1 cm DC968^(A) | D24


SIZES (CM)	PIECES / BOX	SQM / BOX	WEIGHT / BOX	BOX / PALLET	SQM / PALLET	WEIGHT / PALLET
Dimensão . Format	Peças / Caixa . Pièces / Boîte	M² / Caixa . M² / Boîte	Peso / Caixa . Poids / Boîte	Caixa / Paleta . Boîte / Palette	M² / Paleta . M² / Palette	Peso / Paleta . Poids / Palette
Maße . Formato	Stück / Karton . Piezas / Caja	M² / Karton . M² / Caja	Gewicht / Karton . Peso / Caja	Kartons / Palette . Caja / Pallet	M² / Palette . M² / Pallet	Gewicht / Palette . Peso / Pallet
Размеры	Штук / Коробка	Кв.м / Коробка	Вес / Коробка	Коробок / Поддон	Кв.м / Поддон	Вес / Поддон
59.2x59.2x1 ret.	3	1.050	23.20	36	37.800	855
44.3x44.3x0.85 ret.	6	1.178	22.40	36	42.408	826
60x60x1	3	1.080	23.78	36	38.880	876
45x45x0.85	5	1.010	19.20	36	36.360	711

^(A) RANDOM DRAWING . DESENHO ALEATORIO . DESSIN ALÉATOIRE . WECHSELNDES DESIGN . DISEÑO ALEATORIO . ЖЕРЕБЬЕВКИ


30x90cm / 11.8"x35.4"
30x60cm / 11.8"x23.6"




30x90cm / 11.8"x35.4"
30x60cm / 11.8"x23.6"




PEARL
30x90x1.17 cm ret.
29.5x59.2x0.85 cm ret.
30x60x0.85 cm
R3156R | C27
R3656R | C20
R3656 | C12



IVORY
30x90x1.17 cm ret.
29.5x59.2x0.85 cm ret.
30x60x0.85 cm
R3157R | C27
R3657R | C20
R3657 | C12



OYSTER
30x90x1.17 cm ret.
29.5x59.2x0.85 cm ret.
30x60x0.85 cm
R3158R | C27
R3658R | C20
R3658 | C12



ASH
30x90x1.17 cm ret.
29.5x59.2x0.85 cm ret.
30x60x0.85 cm
R3159R | C27
R3659R | C20
R3659 | C12




PIAZEN GROOVE PEARL
30x90x1.17 cm ret.
29.5x59.2x0.85 cm ret.
30x60x0.85 cm
R3164R | C29
R3665R | C22
R3665 | C15



PIAZEN GROOVE IVORY
30x90x1.17 cm ret.
29.5x59.2x0.85 cm ret.
30x60x0.85 cm
R3165R | C29
R3666R | C22
R3666 | C15



PIAZEN GROOVE OYSTER
30x90x1.17 cm ret.
29.5x59.2x0.85 cm ret.
30x60x0.85 cm
R3166R | C29
R3667R | C22
R3667 | C15



PIAZEN GROOVE ASH
30x90x1.17 cm ret.
29.5x59.2x0.85 cm ret.
30x60x0.85 cm
R3167R | C29
R3668R | C22
R3668 | C15

SIZES (CM)	PIECES / BOX	SQM / BOX	WEIGHT / BOX	BOX / PALLET	SQM / PALLET	WEIGHT / PALLET
Dimensão . Format	Peças / Caixa . Pièces / Boîte	M ² / Caixa . M ² / Boîte	Peso / Caixa . Poids / Boîte	Caixa / Paleta . Boîte / Palette	M ² / Paleta . M ² / Palette	Peso / Paleta . Poids / Palette
Maße . Formato	Stück / Karton . Piezas / Caja	M ² / Karton . M ² / Caja	Gewicht / Karton . Peso / Caja	Kartons / Palette . Caja / Pallet	M ² / Palette . M ² / Pallet	Gewicht / Palette . Peso / Pallet
Размеры	Штук / Коробка	Кв.м / Коробка	Вес / Коробка	Коробок / Поддон	Кв.м / Поддон	Вес / Поддон
30x90x1.17 ret.	4	1.080	21.32	20	21.600	446
29.5x59.2x0.85 ret.	8	1.400	19.81	32	44.800	654
30x60x0.85	8	1.460	20.63	32	46.720	680



WALL:
PIAZEN ASH 30X90 CM RET. R3159R
GROOVE PIAZEN OYSTER 30X90 CM RET. R3166R
FLOOR:
PIAZEN IRON NATURAL 59.2X59.2 CM RET. P6072R



WALL:
CUBIC PIAZEN PEARL 30X90 CM RET. R3160R

FLOOR:
PIAZEN SAND 44.3X88.8 CM RET. NATURAL P9066R

SIZES (CM)	PIECES / BOX	SQM / BOX	WEIGHT / BOX	BOX / PALLET	SQM / PALLET	WEIGHT / PALLET
Dimensão . Format Maße . Formato Размеры	Peças / Caixa . Pièces / Boîte Stück / Karton . Piezas / Caja Штук / Коробка	M ² / Caixa . M ² / Boîte M ² / Karton . M ² / Caja Кв.м / Коробка	Peso / Caixa . Poids / Boîte Gewicht / Karton . Peso / Caja Вес / Коробка	Caixa / Paleta . Boîte / Palette Kartons / Palette . Caja / Pallet Коробок / Поддон	M ² / Paleta . M ² / Palette M ² / Karton . M ² / Pallet Кв.м / Поддон	Peso / Paleta . Poids / Palette Gewicht / Palette . Peso / Pallet Вес / Поддон
20x20x0.65	25	1.000	13.70	72	72.000	1006



30x90cm / 11.8"x35.4"
30x60cm / 11.8"x23.6"
20x20cm / 7.9"x7.9"

PIAZEN



PIAZEN CUBIC PEARL
30x90x1.17 cm ret.
30x60x0.85 cm

R3160R | C29
R3661 | C15



PIAZEN CUBIC IVORY
30x90x1.17 cm ret.
30x60x0.85 cm

R3161R | C29
R3662 | C15



PIAZEN CUBIC OYSTER
30x90x1.17 cm ret.
30x60x0.85 cm

R3162R | C29
R3663 | C15




PIAZEN CUBIC ASH
30x90x1.17 cm ret.
30x60x0.85 cm


R3163R | C29
R3664 | C15




MOSAIC MIX GROOVE PIAZEN PEARL (2.5X2.5 cm) (PIECE)
29.5x29.5x0.85 cm DC746^(A) | D25



MOSAIC MIX GROOVE PIAZEN IVORY (2.5X2.5 cm) (PIECE)
29.5x29.5x0.85 cm DC747^(A) | D25




MOSAIC MIX GROOVE PIAZEN OYSTER (2.5X2.5 cm) (PIECE)
29.5x29.5x0.85 cm DC748^(A) | D25




MOSAIC MIX GROOVE PIAZEN ASH (2.5X2.5 cm) (PIECE)
29.5x29.5x0.85 cm DC749^(A) | D25

^(A) RANDOM DRAWING . DESENHO ALEATORIO
DESSIN ALÉATOIRE . WECHSELNDES DESIGN
DISEÑO ALEATORIO . ЖЕРЕБЬЕВКИ




SAND
20x20x0.65 cm PH55 | C8




CLAY
20x20x0.65 cm PH57 | C8




IRON
20x20x0.65 cm PH56 | C8




COAL
20x20x0.65 cm PH58 | C8




SAND
20x20x0.65 cm PH46 | C9



CLAY
20x20x0.65 cm PH48 | C9



IRON
20x20x0.65 cm PH47 | C9



COAL
20x20x0.65 cm PH49 | C9



SKIRTING . RODAPÉ . RODAPIÉ
PLINTE . SOCKEL . ПЛИНТУС
8x20x0.65 cm | D2



MUSTANG
SLATE

The triumph of design and natural beauty.

O triunfo do design e da beleza natural.
Le triomphe du design et de la beauté naturelle.
Ein Triumph von Design und natürliche Schönheit.
El triunfo del diseño y de la belleza natural.
Торжество дизайна и естественной красоты.



WALL:
MUSTANG SLATE LIGHT GREY 22.05X88.8 CM RET. P9076RC2
MOSAIC MUSTANG SLATE DARK GREY 29.5X29.5 CM DC945
FLOOR:
MUSTANG SLATE LIGHT GREY 44.3X88.8 CM RET. P9076R



WALL & FLOOR / PORCELAIN TILES
Revestimento e Pavimento / Porcelanato . Revêtements & Carreaux de Sol / Grès Cérame
Wand & Boden / Feinsteinzeug . Revestimiento y Pavimento / Porcelánico
Настенная плитка и Плитка для пола / Керамогранит

45x90cm / 17.7"x35.4"

22x90cm / 8.7"x35.4"

60x60cm / 23.6"x23.6"

30x60cm / 11.8"x23.6"




WHITE




BEIGE



LIGHT GREY



DARK GREY



BLACK



WALL & FLOOR / GLAZED TILES
Revestimento e Pavimento / Pavimento em Grés . Revêtements & Carreaux de Sol / Sol en Grés
Wand & Boden / Bodenfliesen aus Steinzeug . Revestimiento y Pavimento / Pavimento en Gres
Настенная плитка и Плитка для пола / Глазурованная плитка для пола

20x20cm / 7.9"x7.9"




WHITE




BEIGE



LIGHT GREY



DARK GREY



BLACK



MUSTANG SLATE DARK GREY 59.2X59.2 CM RET. P6061R

MUSTANG SLATE

45x90cm / 17.7"x35.4"
30x60cm / 11.8"x23.6"
22x90cm / 8.7"x35.4"
60x60cm / 23.6"x23.6"



45x90cm / 17.7"x35.4"
30x60cm / 11.8"x23.6"
22x90cm / 8.7"x35.4"
60x60cm / 23.6"x23.6"

MUSTANG SLATE




WHITE
44.3x88.8x1 cm ret.
29.5x59.2x0.85 cm ret.
30x60x0.85 cm

MOHS 8
P9079R | C32
P3043R | C25
P3043 | C20



BEIGE
44.3x88.8x1 cm ret.
29.5x59.2x0.85 cm ret.
30x60x0.85 cm

MOHS 8
P9080R | C32
P3044R | C25
P3044 | C20



LIGHT GREY
44.3x88.8x1 cm ret.
29.5x59.2x0.85 cm ret.
30x60x0.85 cm

MOHS 8
P9076R | C32
P3040R | C25
P3040 | C20



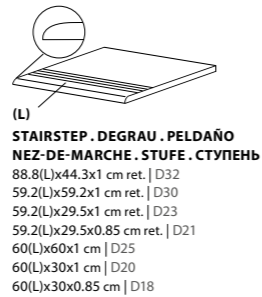
DARK GREY
44.3x88.8x1 cm ret.
29.5x59.2x0.85 cm ret.
30x60x0.85 cm

MOHS 8
P9077R | C32
P3041R | C25
P3041 | C20



BLACK
44.3x88.8x1 cm ret.
29.5x59.2x0.85 cm ret.
30x60x0.85 cm

MOHS 8
P9078R | C32
P3042R | C25
P3042 | C20




WHITE
22.05x88.8x1 cm ret.

MOHS 8
P9079RC2 | C33




BEIGE
22.05x88.8x1 cm ret.

MOHS 8
P9080RC2 | C33




LIGHT GREY
22.05x88.8x1 cm ret.

MOHS 8
P9076RC2 | C33



DARK GREY
22.05x88.8x1 cm ret.

MOHS 8
P9077RC2 | C33



BLACK
22.05x88.8x1 cm ret.


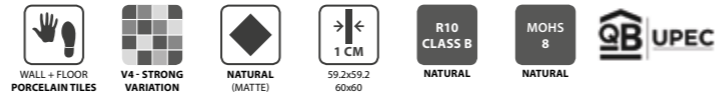
MOHS 8
P9078RC2 | C33



SIZES (CM)	PIECES / BOX	SQM / BOX	WEIGHT / BOX	BOX / PALLET	SQM / PALLET	WEIGHT / PALLET
Dimensão . Format	Peças / Caixa . Pièces / Boîte	M² / Caixa . M² / Boîte	Peso / Caixa . Poids / Boîte	Caixa / Paleta . Boîte / Palette	M² / Paleta . M² / Palette	Peso / Paleta . Poids / Palette
Maße . Formato	Stück / Karton . Piezas / Caja	M² / Karton . M² / Caja	Gewicht / Karton . Peso / Caja	Kartons / Palette . Caja / Pallet	M² / Palette . M² / Pallet	Gewicht / Palette . Peso / Pallet
Размеры	Штук / Коробка	Кв.м / Коробка	Вес / Коробка	Коробок / Поддон	Кв.м / Поддон	Вес / Поддон
44.3x88.8x1 ret.	2	0.787	17.72	43	33.841	782
22.05x88.8x1 ret.	5	0.980	21.67	44	43.120	973
29.5x59.2x0.85 ret.	7	1.220	22.60	40	48.800	924
30x60x0.85	7	1.260	23.40	40	50.400	956

MUSTANG SLATE

45x90cm / 17.7"x35.4"
 30x60cm / 11.8"x23.6"
 22x90cm / 8.7"x35.4"
60x60cm / 23.6"x23.6"




WHITE
 59.2x59.2x1 cm ret.
 60x60x1 cm

MOHS 8
 P6063R | C29
 P6063 | C24




BEIGE
 59.2x59.2x1 cm ret.
 60x60x1 cm

MOHS 8
 P6064R | C29
 P6064 | C24




LIGHT GREY
 59.2x59.2x1 cm ret.
 60x60x1 cm

MOHS 8
 P6060R | C29
 P6060 | C24



DARK GREY
 59.2x59.2x1 cm ret.
 60x60x1 cm

MOHS 8
 P6061R | C29
 P6061 | C24




BLACK
 59.2x59.2x1 cm ret.
 60x60x1 cm

MOHS 8
 P6062R | C29
 P6062 | C24



MUSTANG SLATE BEIGE 59.2X59.2 CM RET. P6064R



MUSTANG SLATE WHITE 59.2X59.2 CM RET. P6063R

SIZES (CM)	PIECES / BOX	SQM / BOX	WEIGHT / BOX	BOX / PALLET	SQM / PALLET	WEIGHT / PALLET
Dimensão . Format	Peças / Caixa . Pièces / Boîte	M ² / Caixa . M ² / Boîte	Peso / Caixa . Poids / Boîte	Caixa / Paleta . Boîte / Palette	M ² / Paleta . M ² / Palette	Peso / Paleta . Poids / Palette
Maße . Formato	Stück / Karton . Piezas / Caja	M ² / Karton . M ² / Caja	Gewicht / Karton . Peso / Caja	Kartons / Palette . Caja / Pallet	M ² / Palette . M ² / Pallet	Gewicht / Palette . Peso / Pallet
Размеры	Штук / Коробка	Кв.м / Коробка	Вес / Коробка	Коробок / Поддон	Кв.м / Поддон	Вес / Поддон
59.2x59.2x1 ret.	3	1.050	23.20	36	37.800	855
60x60x1	3	1.080	23.78	36	38.880	876

MUSTANG SLATE

45x90cm / 17.7"x35.4"
 30x60cm / 11.8"x23.6"
 22x90cm / 8.7"x35.4"
 60x60cm / 23.6"x23.6"


MUSTANG SLATE

20x20cm / 7.9"x7.9"




WALL:
INFINITY MUSTANG SLATE BLACK 29.5X59.2 CM DC943

FLOOR:
MUSTANG SLATE BLACK 29.5X59.2 CM RET. P3042R




INFINITY MUSTANG SLATE WHITE (PIECE)
29.5x59.2x0.85 cm DC949 | D31




INFINITY MUSTANG SLATE BEIGE (PIECE)
29.5x59.2x0.85 cm DC950 | D31




INFINITY MUSTANG SLATE LIGHT GREY (PIECE)
29.5x59.2x0.85 cm DC941 | D31



INFINITY MUSTANG SLATE DARK GREY (PIECE)
29.5x59.2x0.85 cm DC942 | D31



INFINITY MUSTANG SLATE BLACK (PIECE)
29.5x59.2x0.85 cm DC943 | D31




MOSAIC MUSTANG SLATE WHITE (4.7X4.7 cm) (PIECE)
29.5x29.5x0.85 cm DC947 | D25




MOSAIC MUSTANG SLATE BEIGE (4.7X4.7 cm) (PIECE)
29.5x29.5x0.85 cm DC948 | D25



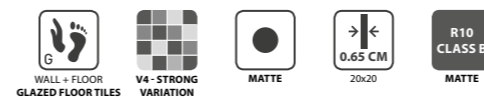
MOSAIC MUSTANG SLATE LIGHT GREY (4.7X4.7 cm) (PIECE)
29.5x29.5x0.85 cm DC944 | D25



MOSAIC MUSTANG SLATE DARK GREY (4.7X4.7 cm) (PIECE)
29.5x29.5x0.85 cm DC945 | D25




MOSAIC MUSTANG SLATE BLACK (4.7X4.7 cm) (PIECE)
29.5x29.5x0.85 cm DC946 | D25



WHITE
20x20x0.65 cm PH53 | C10




BEIGE
20x20x0.65 cm PH54 | C10



LIGHT GREY
20x20x0.65 cm PH50 | C10



DARK GREY
20x20x0.65 cm PH51 | C10



BLACK
20x20x0.65 cm PH52 | C10



SKIRTING . RODAPÉ . RODAPIÉ
PLINTE . SOCKEL . ПЛИНТУС
8x20x0.65 cm | D2

SIZES (CM)	PIECES / BOX	SQM / BOX	WEIGHT / BOX	BOX / PALLET	SQM / PALLET	WEIGHT / PALLET
Dimensão . Format Maße . Formato Размеры	Peças / Caixa . Pièces / Boîte Stück / Karton . Piezas / Caja Штук / Коробка	M ² / Caixa . M ² / Boîte M ² / Karton . M ² / Caja Кв.м / Коробка	Peso / Caixa . Poids / Boîte Gewicht / Karton . Peso / Caja Вес / Коробка	Caixa / Paleta . Boîte / Palette Kartons / Palette . Caja / Pallet Коробок / Поддон	M ² / Paleta . M ² / Palette M ² / Karton . M ² / Pallet Кв.м / Поддон	Peso / Paleta . Poids / Palette Gewicht / Palette . Peso / Pallet Вес / Поддон
20x20x0.65	25	1.000	13.70	72	72.000	1006



ROCK

The sumptuousness of stone.


A sumptuosidade da pedra.
La somptuosité de la pierre.
Die Pracht des Steins.
La suntuosidad de la piedra.
Великолепие камня.

LEFT WALL:
DECOR CARVED ROCK SAND 26.7X41.6 CM R2709
RIGHT WALL:
ROCK SAND 26.7X41.6 CM R2704
ROCK SHELL 26.7X41.6 CM R2705
FLOOR:
ROCK SAND 45X45 CM C421
ROCK SHELL 45X45 CM C423




WALL:
 DECOR CARVED ROCK MOONLIGHT 30X60 CM R3008
 ROCK MOONLIGHT 30X60 CM R3006

FLOOR:
 ROCK SHELL 45X45 CM C423

 **WALL / WALL TILES**
 Revestimento . Revêtements
 Wandfliesen . Revestimiento . Настенная Плитка

30x60cm / 11.8"x23.6"
 27x42cm / 10.6"x16.5"



 **WALL & FLOOR / GLAZED TILES**
 Revestimento e Pavimento / Pavimento em Grés . Revêtements & Carreaux de Sol / Sol en Grés
 Wand & Boden / Bodenfliesen aus Steinzeug . Revestimiento y Pavimento / Pavimento en Gres
 Настенная плитка и Плитка для пола / Глазуванная плитка для пола

45x45cm / 17.7"x17.7"



WALL:
 ROCK SAND 26.7X41.6 CM R2704
 ROCK SHELL 26.7X41.6 CM R2705

FLOOR:
 ROCK SAND 45X45 CM C421
 ROCK SHELL 45X45 CM C423

ROCK

30x60cm / 11.8"x23.6"
27x42cm / 10.6"x16.5"
45x45cm / 17.7"x17.7"



ROCK

30x60cm / 11.8"x23.6"
27x42cm / 10.6"x16.5"
45x45cm / 17.7"x17.7"



RIGHT WALL:
DECOR CARVED ROCK SHELL 30X60 CM R3009

LEFT WALL:
ROCK SHELL 30X60 CM R3003

FLOOR:
ROCK SAND 45X45 CM C421



SHELL
30x60x0.85 cm
26.7x41.6x0.77 cm


R3003 | C13
R2705 | C8

SAND
30x60x0.85 cm
26.7x41.6x0.77 cm

R3005 | C13
R2704 | C8

MOONLIGHT
30x60x0.85 cm
26.7x41.6x0.77 cm

R3006 | C13
R2703 | C8



DECOR CARVED SHELL
30x60x0.85 cm
26.7x41.6x0.77 cm

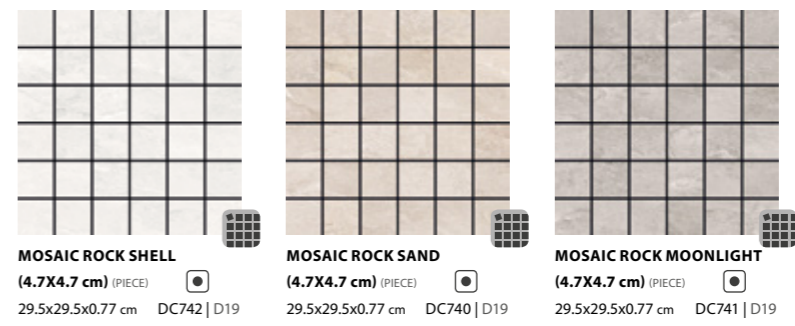
R3009 | C17
R2707 | C11

DECOR CARVED SAND
30x60x0.85 cm
26.7x41.6x0.77 cm

R3007 | C17
R2709 | C11

DECOR CARVED MOONLIGHT
30x60x0.85 cm
26.7x41.6x0.77 cm

R3008 | C17
R2711 | C11



MOSAIC ROCK SHELL
(4.7X4.7 cm) (PIECE)
29.5x29.5x0.77 cm DC742 | D19

MOSAIC ROCK SAND
(4.7X4.7 cm) (PIECE)
29.5x29.5x0.77 cm DC740 | D19

MOSAIC ROCK MOONLIGHT
(4.7X4.7 cm) (PIECE)
29.5x29.5x0.77 cm DC741 | D19



SHELL
45x45x0.85 cm

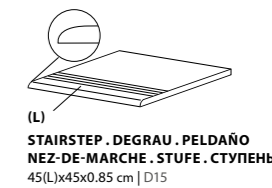
C423 | C7

SAND
45x45x0.85 cm

C421 | C7

MOONLIGHT
45x45x0.85 cm

C422 | C7



SIZES (CM)	PIECES / BOX	SQM / BOX	WEIGHT / BOX	BOX / PALLET	SQM / PALLET	WEIGHT / PALLET
Dimensão . Format	Peças / Caixa . Pièces / Boîte	M ² / Caixa . M ² / Boîte	Peso / Caixa . Poids / Boîte	Caixa / Paleta . Boîte / Palette	M ² / Palette . M ² / Palette	Peso / Paleta . Poids / Palette
Maße . Formato	Stück / Karton . Piezas / Caja	M ² / Karton . M ² / Caja	Gewicht / Karton . Peso / Caja	Kartons / Palette . Caja / Pallet	M ² / Palette . M ² / Pallet	Gewicht / Palette . Peso / Pallet
Размеры	Штук / Коробка	Кв.м / Коробка	Вес / Коробка	Коробок / Поддон	Кв.м / Поддон	Вес / Поддон
30x60x0.85	8	1.460	20.63	32	46.72	680
26.7x41.6x0.77	9	1.000	13.13	78	78.000	1044
45x45x0.85	5	1.010	18.23	36	36.360	671



MIAMI

An organic touch in decoration.

Um toque orgânico na decoração.
Une touche organique dans la décoration.
Eine organische dekorative Note.
Un toque orgánico en la decoración.
Органическое декоративное прикосновение.

WALL:
MIAMI GREY 29.5X59.2 CM RET. SEMI-POLISHED P3036P
MOSAIC MIAMI GREY 29.5X29.5 CM SEMI-POLISHED DC322
FLOOR:
MIAMI ANTHRACITE 59.2X59.2 CM RET. SEMI-POLISHED P6047P



WALL & FLOOR / PORCELAIN TILES
 Revestimento e Pavimento / Porcelanato . Revêtements & Carreaux de Sol / Grès Cérame
 Wand & Boden / Feinsteinzeug . Revestimiento y Pavimento / Porcelánico
 Настенная плитка и Плитка для пола / Керамогранит

- 45x90cm / 17.7"x35.4"
- 22x90cm / 8.7"x35.4"
- 60x60cm / 23.6"x23.6"
- 30x60cm / 11.8"x23.6"

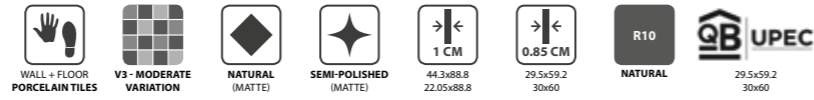


WALL:
 MIAMI BEIGE 29.5X59.2 CM RET. SEMI-POLISHED P3035P
 FLOOR:
 MIAMI BEIGE 59.2X59.2 CM RET. SEMI-POLISHED P6045P



MOSAIC MIAMI BEIGE 29.5X29.5 CM SEMI-POLISHED DC321
 MIAMI WHITE 29.5X59.2 CM RET. SEMI-POLISHED P3038P
 MIAMI BEIGE 29.5X59.2 CM RET. SEMI-POLISHED P3035P

45x90cm / 17.7"x35.4"
 30x60cm / 11.8"x23.6"
 22x90cm / 8.7"x35.4"
 60x60cm / 23.6"x23.6"



45x90cm / 17.7"x35.4"
 30x60cm / 11.8"x23.6"
 22x90cm / 8.7"x35.4"
 60x60cm / 23.6"x23.6"



WHITE
 44.3x88.8x1 cm ret.
 29.5x59.2x0.85 cm ret.
 30x60x0.85 cm

P9038R | C26
 P9038P | C26
 P3038R | C23
 P3038P | C26
 P3038 | C15



BEIGE
 44.3x88.8x1 cm ret.
 29.5x59.2x0.85 cm ret.
 30x60x0.85 cm

P9035R | C26
 P9035P | C26
 P3035R | C23
 P3035P | C26
 P3035 | C15



GREY
 44.3x88.8x1 cm ret.
 29.5x59.2x0.85 cm ret.
 30x60x0.85 cm

P9036R | C26
 P9036P | C26
 P3036R | C23
 P3036P | C26
 P3036 | C15



ANTHRACITE
 44.3x88.8x1 cm ret.
 29.5x59.2x0.85 cm ret.
 30x60x0.85 cm

P9037R | C26
 P9037P | C26
 P3037R | C23
 P3037P | C26
 P3037 | C15



WHITE
 22.05x88.8x1 cm ret.

P9038RC2 | C31
 P9038PC2 | C35



BEIGE
 22.05x88.8x1 cm ret.

P9035RC2 | C31
 P9035PC2 | C35



GREY
 22.05x88.8x1 cm ret.

P9036RC2 | C31
 P9036PC2 | C35



ANTHRACITE
 22.05x88.8x1 cm ret.

P9037RC2 | C31
 P9037PC2 | C35

SIZES (CM)	PIECES / BOX	SQM / BOX	WEIGHT / BOX	BOX / PALLET	SQM / PALLET	WEIGHT / PALLET
Dimensão / Format	Peças / Caixa . Pièces / Boîte	M² / Caixa . M² / Boîte	Peso / Caixa . Poids / Boîte	Caixa / Paleta . Boîte / Palette	M² / Paleta . M² / Palette	Peso / Paleta . Poids / Palette
Maße . Formato	Stück / Karton . Piezas / Caja	M² / Karton . M² / Caja	Gewicht / Karton . Peso / Caja	Kartons / Palette . Caja / Pallet	M² / Palette . M² / Pallet	Gewicht / Palette . Peso / Pallet
Размеры	Штук / Коробка	Кв.м / Коробка	Вес / Коробка	Коробок / Поддон	Кв.м / Поддон	Вес / Поддон
44.3x88.8x1 ret.	2	0.787	17.72	43	33.841	782
22.05x88.8x1 ret.	5	0.980	21.67	44	43.120	973
29.5x59.2x0.85 ret.	7	1.220	22.60	40	48.800	924
30x60x0.85	7	1.260	23.40	40	50.400	956



FRONT WALL:
 MIAMI WHITE 29.5X59.2 CM RET. SEMI-POLISHED P3038P
 MOSAIC MIAMI BEIGE 29.5X29.5 CM SEMI-POLISHED DC321

LEFT WALL | RIGHT WALL:
 MIAMI BEIGE 29.5X59.2 CM RET. SEMI-POLISHED P3035P

FLOOR:
 MIAMI WHITE 29.5X59.2 CM RET. SEMI-POLISHED P3038P



WALL + FLOOR
PORCELAIN TILES



V3 - MODERATE
VARIATION



NATURAL
(MATTE)



SEMI-POLISHED
(MATTE)



1 CM
59.2x59.2
60x60



0.85 CM
29.5x29.5
30x60



R10



UPEC

45x90cm / 17.7"x35.4"
30x60cm / 11.8"x23.6"
22x90cm / 8.7"x35.4"
60x60cm / 23.6"x23.6"

MIAMI



WHITE

59.2x59.2x1 cm ret.
60x60x1 cm



P6048R | C25



P6048P | C28
P6048 | C19



BEIGE

59.2x59.2x1 cm ret.
60x60x1 cm



P6045R | C25



P6045P | C28
P6045 | C19



GREY

59.2x59.2x1 cm ret.
60x60x1 cm



P6046R | C25



P6046P | C28
P6046 | C19



ANTHRACITE

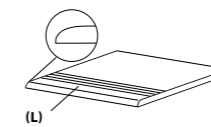
59.2x59.2x1 cm ret.
60x60x1 cm



P6047R | C25

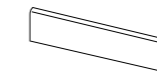


P6047P | C28
P6047 | C19



(L)

**STAIRSTEP . DEGRAU . PELDAÑO
NEZ-DE-MARCHE . STUFE . СТУПЕНЬ**
88.8(L)x44.3x1 cm ret. | D32
59.2(L)x59.2x1 cm ret. | D30
59.2(L)x29.5x1 cm ret. | D23
59.2(L)x29.5x0.85 cm ret. | D21
60(L)x60x1 cm | D25
60(L)x30x1 cm | D20
60(L)x30x0.85 cm | D18



**SKIRTING . RODAPÉ . RODAPIÉ
PLINTHE . SOCKEL . ПЛИНТУС**
8x44.3x1 cm ret. | D8
8x59.2x1 cm ret. | D11
8x60x1 cm | D9



MOSAIC MIAMI WHITE


(4.7X4.7 cm) (PIECE)
29.5x29.5x0.85 cm



DC310 | D21



DC320 | D23



MOSAIC MIAMI BEIGE


(4.7X4.7 cm) (PIECE)
29.5x29.5x0.85 cm



DC311 | D21



DC321 | D23



MOSAIC MIAMI GREY


(4.7X4.7 cm) (PIECE)
29.5x29.5x0.85 cm



DC312 | D21



DC322 | D23



MOSAIC MIAMI ANTHRACITE

(4.7X4.7 cm) (PIECE)
29.5x29.5x0.85 cm



DC313 | D21



DC323 | D23

WALL:
MOSAIC MIAMI GREY 29.5X29.5 CM SEMI-POLISHED DC322

FLOOR:
MIAMI ANTHRACITE 59.2X59.2 CM RET. SEMI-POLISHED P6047P
MIAMI GREY 59.2X59.2 CM RET. SEMI-POLISHED P6046P

SIZES (CM)	PIECES / BOX	SQM / BOX	WEIGHT / BOX	BOX / PALLET	SQM / PALLET	WEIGHT / PALLET
Dimensão . Format Maße . Formato Размеры	Peças / Caixa . Pièces / Boite Stück / Karton . Piezas / Caja Штук / Коробка	M ² / Caixa . M ² / Boite M ² / Karton . M ² / Caja Кв.м / Коробка	Peso / Caixa . Poids / Boite Gewicht / Karton . Peso / Caja Вес / Коробка	Caixa / Paleta . Boite / Palette Kartons / Palette . Caja / Pallet Коробок / Поддон	M ² / Paleta . M ² / Palette M ² / Palette . M ² / Pallet Кв.м / Поддон	Peso / Paleta . Poids / Palette Gewicht / Palette . Peso / Pallet Вес / Поддон
59.2x59.2x1 ret.	3	1.050	23.20	36	37.800	855
60x60x1	3	1.080	23.78	36	38.880	876



OCEAN

Soft and natural lines that invites to relax.


Linhas suaves e naturais que convidam ao relaxamento.
Lignes douces et naturelles qui invitent au relax.
Weichen und natürlichen Linien, die zum Entspannen einladen.
Líneas suaves y naturales que invitan a relajarse.
Мягкие и натуральные линии, которые вызывают расслабляющие эмоции.

WALL:
OCEAN GREY 29.5X59.2 CM RET. R846R
FLOOR:
MIAMI ANTHRACITE 59.2X59.2 CM RET. SEMI-POLISHED P6047P



WALL:
OCEAN BEIGE 29.5X59.2 CM RET. R845R

FLOOR:
CASTLE SMOKED OAK 22.05X90 CM P9062C5
CASTLE SMOKED OAK 14.5X90 CM P9062C4

 **WALL / WALL TILES**
Revestimento . Revêtements
Wandfliesen . Revestimiento . Настенная Плитка

30x60cm / 11.8"x23.6"



BEIGE



GREY



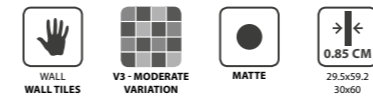
WALL:
OCEAN GREY 29.5X59.2 CM RET. R846R

FLOOR:
MIAMI GREY 29.5X59.2 CM RET. SEMI-POLISHED P3036P

30x60cm / 11.8"x23.6"



OCEAN GREY 29.5X59.2 CM RET. R846R



BEIGE
29.5x59.2x0.85 cm ret.
30x60x0.85 cm

R845R | C21
R845 | C11



GREY
29.5x59.2x0.85 cm ret.
30x60x0.85 cm

R846R | C21
R846 | C11




DECOR AURORA
29.5x59.2x0.85 cm ret.
30x60x0.85 cm

R896R^(A) | C22
R896^(A) | C16



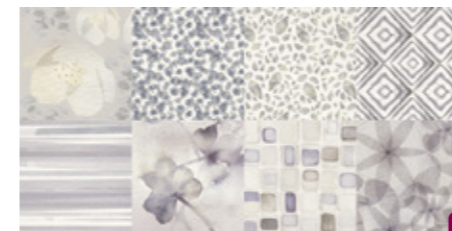
DECOR FROST (PIECE)
29.5x59.2x0.85 cm ret.
30x60x0.85 cm

D897R | D28
D897 | D25



DECOR LACE HEART
29.5x59.2x0.85 cm ret.
30x60x0.85 cm

R854R | C24
R854 | C16




DECOR AQUAPATCH
29.5x59.2x0.85 cm ret.
30x60x0.85 cm

R861R^(A) | C21
R861^(A) | C14



MOSAIC FROST (4.7X4.7 cm) (PIECE)
29.5x29.5x0.85 cm DC897^(A) | D27



MOSAIC LACE HEART (4.7X4.7 cm) (PIECE)
29.5x29.5x0.85 cm DC854^(A) | D20

^(A) RANDOM DRAWING . DESENHO ALEATORIO . DESSIN ALÉATOIRE . WECHSELNDES DESIGN . DISEÑO ALEATORIO . ЖЕРЕБЬЕВКИ




OCEAN GREY 30X60 CM R846
DECOR AURORA 30X60 CM R896



FLOOR SUGGESTION

SUGESTÃO DE PAVIMENTO . SUGGESTION DE CARREAUX DE SOL . DAZU PASSENDE BODENFLIESEN . SUGESTIÓN DE PAVIMENTO . ПРЕДЛОЖЕНИЯ ДЛЯ ПОЛА




MIAMI WHITE
(186)



MIAMI BEIGE
(186)



MIAMI GREY
(186)



MIAMI ANTHRACITE
(186)

SIZES (CM) Dimensão . Format Maße . Formato Размеры	PIECES / BOX Peças / Caixa . Pièces / Boîte Stück / Karton . Piezas / Caja Штук / Коробка	SQM / BOX M ² / Caixa . M ² / Boîte M ² / Karton . M ² / Caja Кв.м / Коробка	WEIGHT / BOX Peso / Caixa . Poids / Boîte Gewicht / Karton . Peso / Caja Вес / Коробка	BOX / PALLET Caixa / Paleta . Boîte / Palette Kartons / Palette . Caja / Pallet Коробок / Поддон	SQM / PALLET M ² / Paleta . M ² / Palette M ² / Palette . M ² / Pallet Кв.м / Поддон	WEIGHT / PALLET Peso / Paleta . Poids / Palette Gewicht / Palette . Peso / Pallet Вес / Поддон
29.5x59.2x0.85 ret.	8	1.400	19.81	32	44.80	654
30x60x0.85	8	1.460	20.63	32	46.72	680



DAKAR

The basalt opulence in its pure state.

A riqueza do basalto no seu estado puro.
La richesse de basalte à l'état pur.
Die Opulenz aus Basalt in reinem Zustand.
La abundancia de basalto en su estado puro.
Богатство базальта в его чистых формах.

WALL:
MOSAIC DAKAR LIGHT GREY 29.5X29.5 CM DC316
FLOOR:
DAKAR LIGHT GREY 59.2X59.2 CM RET. PT402R



WALL & FLOOR / PORCELAIN TILES
 Revestimento e Pavimento / Porcelanato . Revêtements & Carreaux de Sol / Grès Cérame
 Wand & Boden / Feinsteinzeug . Revestimiento y Pavimento / Porcelánico
 Настенная плитка и Плитка для пола / Керамогранит


45x90cm / 17.7"x35.4"

60x60cm / 23.6"x23.6"


30x60cm / 11.8"x23.6"



WHITE



LIGHT GREY



DARK GREY



ANTHRACITE



DAKAR LIGHT GREY 59.2X59.2 CM RET. PT402R

WALL:
 MOSAIC DAKAR WHITE 29.5X29.5 CM DC315

FLOOR:
 DAKAR WHITE 59.2X59.2 CM RET. PT400R

45x90cm / 17.7"x35.4"
 30x60cm / 11.8"x23.6"
 60x60cm / 23.6"x23.6"



WHITE
 44.3x88.8x1 cm ret.
 29.5x59.2x0.85 cm ret.
 30x60x0.85 cm

MOHS 8
 P9030R | C29
 P3030R | C22
 P3030 | C14



LIGHT GREY
 44.3x88.8x1 cm ret.
 29.5x59.2x0.85 cm ret.
 30x60x0.85 cm

MOHS 8
 P9032R | C29
 P3032R | C22
 P3032 | C14



DARK GREY
 44.3x88.8x1 cm ret.
 29.5x59.2x0.85 cm ret.
 30x60x0.85 cm

MOHS 8
 P9033R | C29
 P3033R | C22
 P3033 | C14



ANTHRACITE
 44.3x88.8x1 cm ret.
 29.5x59.2x0.85 cm ret.
 30x60x0.85 cm

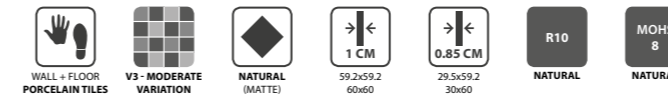
MOHS 8
 P9034R | C29
 P3034R | C22
 P3034 | C14



WALL:
 DAKAR LIGHT GREY 29.5X59.2 CM RET. P3032R
 MOSAIC DAKAR LIGHT GREY 29.5X29.5 CM DC316

FLOOR:
 DAKAR DARK GREY 59.2X59.2 RET. PT403R

45x90cm / 17.7"x35.4"
 30x60cm / 11.8"x23.6"
 60x60cm / 23.6"x23.6"



WHITE
 59.2x59.2x1 cm ret.
 60x60x1 cm

MOHS 8
 PT400R | C27
 PT400 | C20



LIGHT GREY
 59.2x59.2x1 cm ret.
 60x60x1 cm

MOHS 8
 PT402R | C27
 PT402 | C20



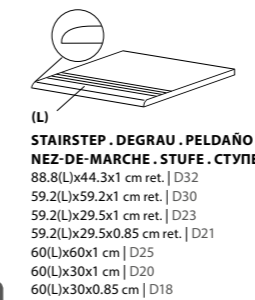
DARK GREY
 59.2x59.2x1 cm ret.
 60x60x1 cm

MOHS 8
 PT403R | C27
 PT403 | C20



ANTHRACITE
 59.2x59.2x1 cm ret.
 60x60x1 cm


MOHS 8
 PT404R | C27
 PT404 | C20



MOSAIC DAKAR WHITE
 (4.7X4.7 cm) (PIECE)
 29.5x29.5x0.85 cm DC315 | D21



MOSAIC DAKAR LIGHT GREY
 (4.7X4.7 cm) (PIECE)
 29.5x29.5x0.85 cm DC316 | D21



MOSAIC DAKAR DARK GREY
 (4.7X4.7 cm) (PIECE)
 29.5x29.5x0.85 cm DC317 | D21



MOSAIC DAKAR ANTHRACITE
 (4.7X4.7 cm) (PIECE)
 29.5x29.5x0.85 cm DC318 | D21

SIZES (CM)	PIECES / BOX	SQM / BOX	WEIGHT / BOX	BOX / PALLET	SQM / PALLET	WEIGHT / PALLET
Dimensão / Format Maße / Formato Размеры	Peças / Caixa - Pièces / Boite Stück / Karton - Piezas / Caja Штук / Коробка	M ² / Caixa - M ² / Boite M ² / Karton - M ² / Caja Кв.м / Коробка	Peso / Caixa - Poids / Boite Gewicht / Karton - Peso / Caja Вес / Коробка	Caixa / Paleta - Boite / Palette Kartons / Palette - Caja / Pallet Коробок / Поддон	M ² / Paleta - M ² / Palette M ² / Palette - M ² / Pallet Кв.м / Поддон	Peso / Paleta - Poids / Palette Gewicht / Palette - Peso / Pallet Вес / Поддон
44.3x88.8x1 ret.	2	0.787	17.72	43	33.841	782
59.2x59.2x1 ret.	3	1.050	23.20	36	37.800	855
29.5x59.2x0.85 ret.	7	1.220	22.60	40	48.800	924
60x60x1	3	1.080	23.78	36	38.880	876
30x60x0.85	7	1.260	23.40	40	50.400	956



DUOMO

Purity as an expression of character.

Pureza como expressão de carácter.
Pureté comme une expression de caractère.
Reinheit als Ausdruck des Charakters.
Pureza como una expresión del carácter.
Чистота, как выражение стиля.

RIGHT WALL | FRONT WALL:
DUOMO CINZA 29.5X59.2 CM RET. SEMI-POLISHED CP11P
LEFT WALL:
MOSAIC DUOMO PRETO 29.5X29.5 CM DPT83AP
FLOOR:
DUOMO CINZA 59.2X59.2 CM RET. SEMI-POLISHED PT81P



WALL:
 DUOMO BRANCO 29.5X59.2 CM RET. SEMI-POLISHED CP10P
 DUOMO BEGE 29.5X59.2 CM RET. SEMI-POLISHED CP12P

FLOOR:
 DUOMO BEGE 59.2X59.2 CM RET. SEMI-POLISHED PT82P
 DUOMO BRANCO 29.5X59.2 CM RET. SEMI-POLISHED CP10P
 DUOMO BEGE 29.5X59.2 CM RET. SEMI-POLISHED CP12P

WALL & FLOOR / PORCELAIN TILES
 Revestimento e Pavimento / Porcelanato . Revêtements & Carreaux de Sol / Grès Cérame
 Wand & Boden / Feinsteinzeug . Revestimiento y Pavimento / Porcelánico
 Настенная плитка и Плитка для пола / Керамогранит

45x90cm / 17.7"x35.4"
 60x60cm / 23.6"x23.6"
 30x60cm / 11.8"x23.6"



DUOMO BEGE 44.3X88.8 CM RET. SEMI-POLISHED CT62P




WALL:
DUOMO PRETO 44.3X88.8 CM RET. NATURAL CT63R
DUOMO BRANCO 44.3X88.8 CM RET. NATURAL CT60R

FLOOR:
DUOMO PRETO 59.2X59.2 CM RET. NATURAL PT83R



45x90cm / 17.7"x35.4"
30x60cm / 11.8"x23.6"
60x60cm / 23.6"x23.6"

DUOMO



BRANCO

44.3x88.8x1 cm ret.
29.5x59.2x0.85 cm ret.
30x60x0.85 cm


CT60R | C31
CP10R | C24
CP10 | C19



BEGE

44.3x88.8x1 cm ret.
29.5x59.2x0.85 cm ret.
30x60x0.85 cm

CT62R | C31
CP12R | C24
CP12 | C19



CINZA

44.3x88.8x1 cm ret.
29.5x59.2x0.85 cm ret.
30x60x0.85 cm

CT61R | C31
CP11R | C24
CP11 | C19



PRETO

44.3x88.8x1 cm ret.
29.5x59.2x0.85 cm ret.
30x60x0.85 cm

CT63R | C31
CP13R | C24
CP13 | C19



DUOMO BRANCO 29.5X59.2 CM RET. SEMI-POLISHED CP10P
DUOMO BEGE 29.5X59.2 CM RET. SEMI-POLISHED CP12P

SIZES (CM)	PIECES / BOX	SQM / BOX	WEIGHT / BOX	BOX / PALLET	SQM / PALLET	WEIGHT / PALLET
Dimensão . Format	Peças / Caixa . Pièces / Boite	M ² / Caixa . M ² / Boite	Peso / Caixa . Poids / Boite	Caixa / Palette . Boite / Palette	M ² / Palette . M ² / Palette	Peso / Palette . Poids / Palette
Maße . Formato	Stück / Karton . Piezas / Caja	M ² / Karton . M ² / Caja	Gewicht / Karton . Peso / Caja	Kartons / Palette . Caja / Palette	M ² / Palette . M ² / Palette	Gewicht / Palette . Peso / Palette
Размеры	Штук / Коробка	Кв.м / Коробка	Вес / Коробка	Коробок / Поддон	Кв.м / Поддон	Вес / Поддон
44.3x88.8x1 ret.	2	0.787	17.72	43	33.841	782
29.5x59.2x0.85 ret.	7	1.220	22.60	40	48.800	924
30x60x0.85	7	1.260	23.40	40	50.400	956

45x90cm / 17.7"x35.4"
30x60cm / 11.8"x23.6"
60x60cm / 23.6"x23.6"



45x90cm / 17.7"x35.4"
30x60cm / 11.8"x23.6"
60x60cm / 23.6"x23.6"



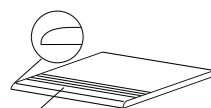
BRANCO
59.2x59.2x1 cm ret.
60x60x1 cm
PT80R | C26
PT80P | C29
PT80 | C21

BEGE
59.2x59.2x1 cm ret.
60x60x1 cm
PT82R | C26
PT82P | C29
PT82 | C21

CINZA
59.2x59.2x1 cm ret.
60x60x1 cm
PT81R | C26
PT81P | C29
PT81 | C21



PRETO
59.2x59.2x1 cm ret.
60x60x1 cm
PT83R | C26
PT83P | C29
PT83 | C21




(L)
STAIRSTEP . DEGRAU . PELDAÑO
NEZ-DE-MARCHE . STUFE . СТУПЕНЬ
88.8(L)x44.3x1 cm ret. | D32
59.2(L)x59.2x1 cm ret. | D30
59.2(L)x29.5x1 cm ret. | D23
59.2(L)x29.5x0.85 cm ret. | D21
60(L)x60x1 cm | D25
60(L)x30x1 cm | D20
60(L)x30x0.85 cm | D18




SKIRTING . RODAPÉ . RODAPIE
PLINTHE . SOCKEL . ПЛИНТУС
8x44.3x1 cm ret. | D8
8x59.2x1 cm ret. | D11
8x60x1 cm | D9




FLOOR:
DUOMO CINZA 59.2X59.2 CM RET. SEMI-POLISHED PT81P




INFINITY DUOMO BRANCO (PIECE)
29.5x59.2x0.85 cm
DCP10PSF | D30




INFINITY DUOMO BEGE (PIECE)
29.5x59.2x0.85 cm
DCP12PSF | D30




INFINITY DUOMO CINZA (PIECE)
29.5x59.2x0.85 cm
DCP11PSF | D30



INFINITY DUOMO PRETO (PIECE)
29.5x59.2x0.85 cm
DCP13PSF | D30




MOSAIC DUOMO BRANCO
(4.7X4.7 cm) (PIECE)
29.5x29.5x0.85 cm DPT80AP | D23



MOSAIC DUOMO BEGE
(4.7X4.7 cm) (PIECE)
29.5x29.5x0.85 cm DPT82AP | D23



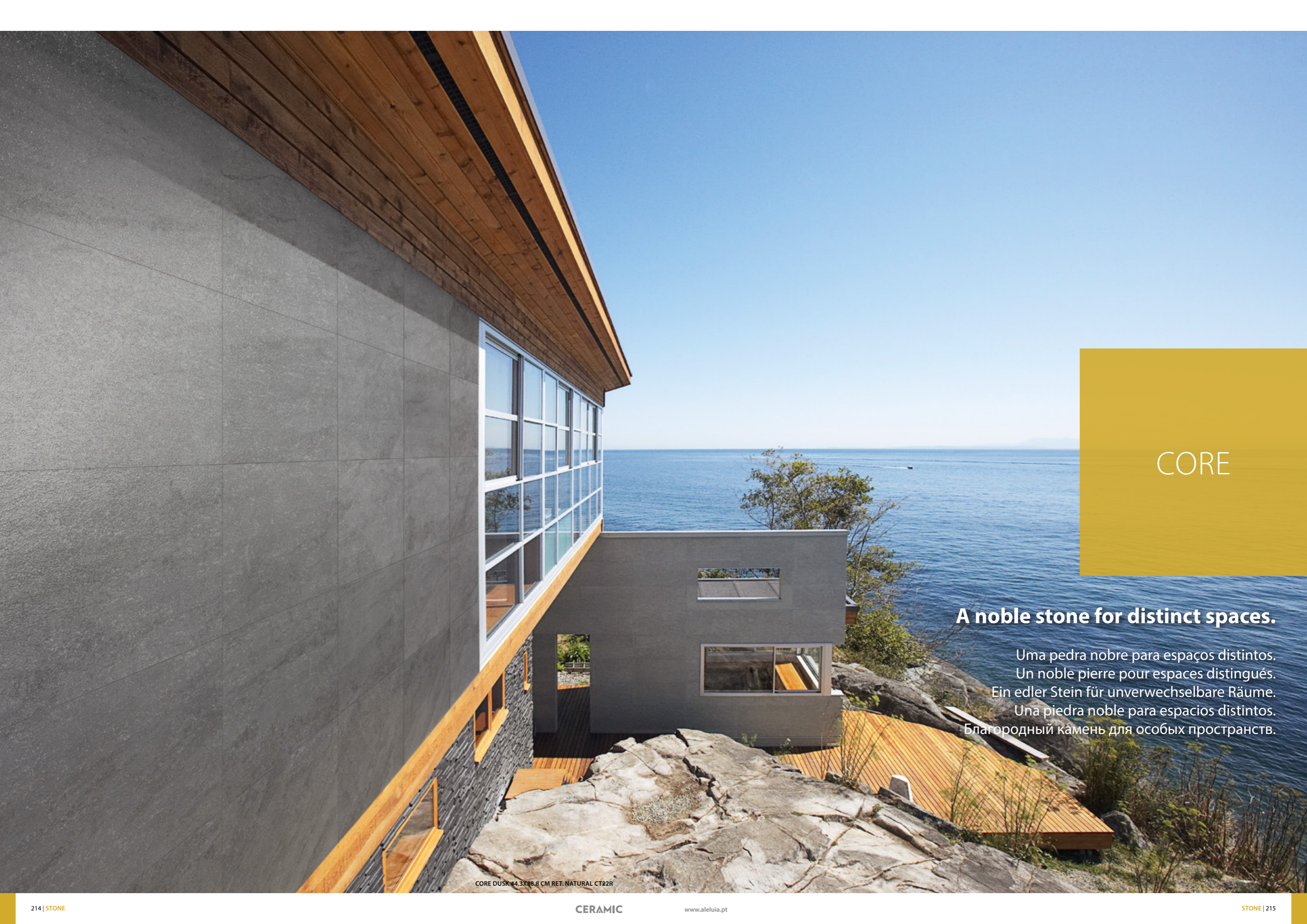
MOSAIC DUOMO CINZA
(4.7X4.7 cm) (PIECE)
29.5x29.5x0.85 cm DPT81AP | D23



MOSAIC DUOMO PRETO
(4.7X4.7 cm) (PIECE)
29.5x29.5x0.85 cm DPT83AP | D23



SIZES (CM)	PIECES / BOX	SQM / BOX	WEIGHT / BOX	BOX / PALLET	SQM / PALLET	WEIGHT / PALLET
Dimensão . Format	Peças / Caixa . Pièces / Boîte	M ² / Caixa . M ² / Boîte	Peso / Caixa . Poids / Boîte	Caixa / Palette . Boîte / Palette	M ² / Palette . M ² / Palette	Peso / Palette . Poids / Palette
Maße . Formato	Stück / Karton . Piezas / Caja	M ² / Karton . M ² / Caja	Gewicht / Karton . Peso / Caja	Kartons / Palette . Caja / Pallet	M ² / Palette . M ² / Pallet	Gewicht / Palette . Peso / Pallet
Размеры	Штук / Коробка	Кв.м / Коробка	Вес / Коробка	Коробок / Поддон	Кв.м / Поддон	Вес / Поддон
59.2x59.2x1 ret.	3	1.050	23.20	36	37.800	855
60x60x1	3	1.080	23.78	36	38.880	876



CORE

A noble stone for distinct spaces.

Uma pedra nobre para espaços distintos.
Un noble pierre pour espaces distingués.
Ein edler Stein für unverwechselbare Räume.
Una piedra noble para espacios distintos.
Благородный камень для особых пространств.

CORE DUSK 44.3X88.8 CM RET. NATURAL CT22R



CORE ALVA 44.3X88.8 CM RET. NATURAL CT23R




WALL & FLOOR / PORCELAIN TILES
 Revestimento e Pavimento / Porcelanato . Revêtements & Carreaux de Sol / Grès Cérame
 Wand & Boden / Feinsteinzeug . Revestimiento y Pavimento / Porcelánico
 Настенная плитка и Плитка для пола / Керамогранит


45x90cm / 17.7"x35.4"



GOLDEN



ALVA



DUSK



CORE DUSK 44.3X88.8 CM RET. NATURAL CT22R




CORE GOLDEN 44.3X88.8 CM RET. SEMI-POLISHED CT20P
MOSAIC DECOR CORE GOLDEN 22.05X22.05 CM DCT20L



GOLDEN
44.3x88.8x1.2 cm ret. MOHS 8
CT20R | C33 CT20P | C35



ALVA
44.3x88.8x1.2 cm ret. MOHS 8
CT23R | C33 CT23P | C35




DUSK
44.3x88.8x1.2 cm ret. MOHS 7
CT22R | C33 CT22P | C35




FRISO LATÃO (PIECE)
2.27x88.8x1.2 cm FR88L | D33




FRISO INOX (PIECE)
2.27x88.8x1.2 cm FR88X | D29



MOSAIC CORE GOLDEN (2.27X2.27 cm) (PIECE)
22.05x22.05x1.2 cm DCT20P | D27




MOSAIC CORE ALVA (2.27X2.27 cm) (PIECE)
22.05x22.05x1.2 cm DCT23P | D27




MOSAIC CORE DUSK (2.27X2.27 cm) (PIECE)
22.05x22.05x1.2 cm DCT22P | D27



MOSAIC DECOR CORE GOLDEN (2.27X2.27 cm) (PIECE)
22.05x22.05x1.2 cm DCT20L | D37



MOSAIC DECOR CORE ALVA (2.27X2.27 cm) (PIECE)
22.05x22.05x1.2 cm DCT23X | D37



MOSAIC DECOR CORE DUSK (2.27X2.27 cm) (PIECE)
22.05x22.05x1.2 cm DCT22X | D37

SIZES (CM)	PIECES / BOX	SQM / BOX	WEIGHT / BOX	BOX / PALLET	SQM / PALLET	WEIGHT / PALLET
Dimensão . Format Maße . Formato Размеры	Peças / Caixa . Pièces / Boîte Stück / Karton . Piezas / Caja Штук / Коробка	M ² / Caixa . M ² / Boîte M ² / Karton . M ² / Caja Кв.м / Коробка	Peso / Caixa . Poids / Boîte Gewicht / Karton . Peso / Caja Вес / Коробка	Caixa / Paleta . Boîte / Palette Kartons / Palette . Caja / Pallet Коробок / Поддон	M ² / Paleta . M ² / Palette M ² / Palette . M ² / Pallet Кв.м / Поддон	Peso / Paleta . Poids / Palette Gewicht / Palette . Peso / Pallet Вес / Поддон
44.3x88.8x1.2 ret.	2	0.787	21.26	36	28.332	751



NATURA

Refinement and elegance of natural marble.

Requinte e elegância do mármore natural.

Raffinement et élégance du marbre naturel.

Raffinesse und Eleganz der natürlichen Marmor.

Refinamiento y elegancia del mármol natural.

Утонченность и элегантность натурального мрамора.

WALL:
NATURA KALACATA GREY 30X90 CM RET. R907R
FAIXA METAL SILVER 2.31X90 CM SHINE F3901
NATURA JAZZ KALACATA GREY 30X90 CM RET. R909R

FLOOR:
NATURA KALACATA GREY 59.2X59.2 CM RET. SEMI-POLISHED SHINE PT1445PB



WALL:
NATURA ÍGNEA 29.5X59.2 CM RET. R816R
FLOOR:
NATURA ÍGNEA 59.2X59.2 CM RET. SEMI-POLISHED PT1435PB



WALL & FLOOR / PORCELAIN TILES
Revestimento e Pavimento / Porcelanato . Revêtements & Carreaux de Sol / Grès Cérame
Wand & Boden / Feinsteinzeug . Revestimiento y Pavimento / Porcelánico
Настенная плитка и Плитка для пола / Керамогранит

60x60cm / 23.6"x23.6"



KALACATA




KALACATA
GREY



TRAVERTINO
CREME



TRAVERTINO
NOZ



ÍGNEA



WALL / WALL TILES
Revestimento . Revêtements
Wandfliesen . Revestimiento . Настенная Плитка

30x90cm / 11.8"x35.4"

30x60cm / 11.8"x23.6"


27x42cm / 10.6"x16.5"



KALACATA




KALACATA
GREY



TRAVERTINO
CREME



TRAVERTINO
NOZ



ÍGNEA



WALL & FLOOR / GLAZED TILES
Revestimento e Pavimento / Pavimento em Grés . Revêtements & Carreaux de Sol / Sol en Grés
Wand & Boden / Bodenfliesen aus Steinzeug . Revestimiento y Pavimento / Pavimento en Gres
Настенная плитка и Плитка для пола / Глазурованная плитка для пола


45x45cm / 17.7"x17.7"




KALACATA




KALACATA
GREY




TRAVERTINO
CREME



TRAVERTINO
NOZ



ÍGNEA



NATURA KALACATA 30X90 CM RET. R902R
DECOR NATURA KALACATA LINE 30X90 CM RET. R906R

30x90cm / 11.8"x35.4"
 30x60cm / 11.8"x23.6"
 27x42cm / 10.6"x16.5"



KALACATA
 30x90x1.17 cm ret.
 29.5x59.2x0.85 cm ret.
 30x60x0.85 cm
 26.7x41.6x0.77 cm

R902R | C26
 R820R | C20
 R820 | C11
 3160 | C7



KALACATA GREY
 30x90x1.17 cm ret.
 29.5x59.2x0.85 cm ret.
 30x60x0.85 cm
 26.7x41.6x0.77 cm

R907R | C26
 R819R | C20
 R819 | C11
 3165 | C7




TRAVERTINO CREME
 30x90x1.17 cm ret.
 29.5x59.2x0.85 cm ret.
 30x60x0.85 cm
 26.7x41.6x0.77 cm

R904R | C26
 R822R | C20
 R822 | C11
 3163 | C7



TRAVERTINO NOZ
 30x90x1.17 cm ret.
 29.5x59.2x0.85 cm ret.
 30x60x0.85 cm
 26.7x41.6x0.77 cm

R903R | C26
 R821R | C20
 R821 | C11
 3162 | C7



IGNEA
 30x90x1.17 cm ret.
 29.5x59.2x0.85 cm ret.
 30x60x0.85 cm
 26.7x41.6x0.77 cm

R905R | C26
 R816R | C20
 R816 | C11
 3164 | C7



FAIXA METAL GOLD (PIECE)
 2.31x90x1.17 cm

F3900 | D22



FAIXA METAL SILVER (PIECE)
 2.31x90x1.17 cm

F3901 | D22



JAZZ KALACATA
 30x90x1.17 cm ret.

R908R^(A) | C28



JAZZ KALACATA GREY
 30x90x1.17 cm ret.

R909R^(A) | C28

NATURA JAZZ KALACATA GREY 30X90 CM RET. R909R
 FAIXA METAL SILVER 2.31X90 CM SHINE F3901
 NATURA KALACATA GREY 30X90 CM RET. R907R

SIZES (CM) Dimensão / Format Maße / Formato Размеры	PIECES / BOX Peças / Caixa - Pièces / Boîte Stück / Karton - Piezas / Caja Штук / Коробка	SQM / BOX M² / Caixa - M² / Boîte M² / Karton - M² / Caja Кв.м / Коробка	WEIGHT / BOX Peso / Caixa - Poids / Boîte Gewicht / Karton - Peso / Caja Вес / Коробка	BOX / PALLET Caixa / Paleta - Boîte / Palette Kartons / Palette - Caja / Pallet Коробок / Поддон	SQM / PALLET M² / Paleta - M² / Palette M² / Palette - M² / Pallet Кв.м / Поддон	WEIGHT / PALLET Peso / Paleta - Poids / Palette Gewicht / Palette - Peso / Pallet Вес / Поддон
30x90x1.17 ret.	4	1.080	21.32	20	21.600	446
29.5x59.2x0.85 ret.	8	1.400	19.81	32	44.800	654
30x60x0.85	8	1.460	20.63	32	46.720	680
26.7x41.6x0.77	9	1.000	13.13	78	78.000	1044


NATURA

30x90cm / 11.8"x35.4"
 30x60cm / 11.8"x23.6"
 27x42cm / 10.6"x16.5"




DECOR KALACATA LINE
 30x90x1.17 cm ret.
 29.5x59.2x0.85 cm ret.

R906R^(A) | C26
 R823R^(A) | C22



DECOR MOSAIC TRAVERTINO CREME
 30x90x1.17 cm ret.
 29.5x59.2x0.85 cm ret.

R912R^(A) | C26
 R824R^(A) | C22




DECOR MOSAIC TRAVERTINO NOZ
 30x90x1.17 cm ret.
 29.5x59.2x0.85 cm ret.


R913R^(A) | C26
 R825R^(A) | C22




TRIMOSAIC NATURA TRAVERTINO (PIECE)
 30x30x1.17 cm DC904 | D28




SHADE MOSAIC NATURA ÍGNEA (5.8X5.8 CM) (PIECE)
 30x30x1.17 cm DC905 | D22




MOSAIC NATURA KALACATA (1.81X1.81 CM) (PIECE)
 30x30x1.17 cm DC900^(A) | D28




MOSAIC NATURA KALACATA GREY (1.81X1.81 CM) (PIECE)
 30x30x1.17 cm DC906^(A) | D28



MOSAIC NATURA TRAVERTINO CREME (1.81X1.81 CM) (PIECE)
 30x30x1.17 cm DC902^(A) | D28



MOSAIC NATURA TRAVERTINO NOZ (1.81X1.81 CM) (PIECE)
 30x30x1.17 cm DC901^(A) | D28



MOSAIC NATURA ÍGNEA (1.81X1.81 CM) (PIECE)
 30x30x1.17 cm DC903^(A) | D28



WALL:
 NATURA KALACATA 30X90 CM RET. R902R
 DECOR NATURA KALACATA LINE 30X90 CM RET. R906R
FLOOR:
 PLAN ALUMINIUM 59.2X59.2 CM RET. NATURAL PT41R



WALL:
 NATURA TRAVERTINO CREME 30X90 CM RET. R904R
 MOSAIC NATURA TRAVERTINO NOZ 30X30 CM DC901
FLOOR:
 NATURA TRAVERTINO NOZ 59.2X59.2 CM RET. SEMI-POLISHED SHINE PT1415PB

^(A) RANDOM DRAWING . DESENHO ALEATÓRIO . DESSIN ALÉATOIRE . WECHSELNDES DESIGN . DISEÑO ALEATORIO . ЖЕРЕБЬЕВКИ



NATURA KALACATA 59.2X59.2 CM RET. SEMI-POLISHED SHINE PT140SPB

SIZES (CM)	PIECES / BOX	SQM / BOX	WEIGHT / BOX	BOX / PALLET	SQM / PALLET	WEIGHT / PALLET
Dimensão . Format Maße . Formato Размеры	Peças / Caixa . Pièces / Boîte Stück / Karton . Piezas / Caja Штук / Коробка	M ² / Caixa . M ² / Boîte M ² / Karton . M ² / Caja Кв.м / Коробка	Peso / Caixa . Poids / Boîte Gewicht / Karton . Peso / Caja Вес / Коробка	Caixa / Palette . Boîte / Palette Kartons / Palette . Caja / Pallet Коробок / Поддон	M ² / Palette . M ² / Palette M ² / Karton . M ² / Pallet Кв.м / Поддон	Peso / Palette . Poids / Palette Gewicht / Palette . Peso / Pallet Вес / Поддон
59.2x59.2x1 ret.	3	1.050	23.20	36	37.800	855



NATURA

60x60cm / 23.6"x23.6"



KALACATA
59.2x59.2x1 cm ret. PT140R | C25 PT140SPB | C31




KALACATA GREY
59.2x59.2x1 cm ret. PT144R | C25 PT144SPB | C31



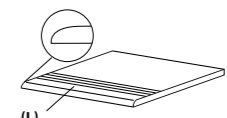
IGNEA
59.2x59.2x1 cm ret. PT143R | C25 PT143SPB | C31



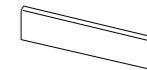
TRAVERTINO CREME
59.2x59.2x1 cm ret. PT142R | C25 PT142SPB | C31



TRAVERTINO NOZ
59.2x59.2x1 cm ret. PT141R | C25 PT141SPB | C31



(L)
STAIRSTEP . DEGRAU . PELDAÑO
NEZ-DE-MARCHE . STUFE . СТУПЕНЬ
59.2(L)x59.2x1 cm ret. | D30



SKIRTING . RODAPÉ . RODAPIÉ
PLINTHE . SOCKEL . ПЛИНТУС
8x59.2x1 cm ret. | D11





WALL:
NATURA TRAVERTINO CREME 30X90 CM RET. R904R
MOSAIC NATURA TRAVERTINO NOZ 30X30 CM DC901


FLOOR:
NATURA TRAVERTINO NOZ 59.2X59.2 CM RET. SEMI-POLISHED SHINE PT141SPB

45x45cm / 17.7"x17.7"

45x45cm / 17.7"x17.7"




KALACATA
45x45x0.85 cm
C430 | C9




KALACATA GREY
45x45x0.85 cm
C431 | C9



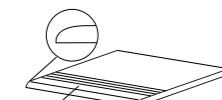
IGNEA
45x45x0.85 cm
C434 | C9



TRAVERTINO CREME
45x45x0.85 cm
C433 | C9




TRAVERTINO NOZ
45x45x0.85 cm
C432 | C9



(L) STAIRSTEP - DEGRAU - PELDAÑO
NEZ-DE-MARCHE - STUFE - СТУПЕНЬ
45(L)x45x0.85 cm | D15



SKIRTING - RODAPÉ - RODAPIE
PLINTHE - SOCKEL - ПЛИНТУС
8x45x0.85 cm | D4




WALL:
NATURA KALACATA GREY 30X90 CM RET. R907R

FLOOR:
NATURA KALACATA GREY 59.2X59.2 CM RET. SEMI-POLISHED SHINE PT144SPB

SIZES (CM)	PIECES / BOX	SQM / BOX	WEIGHT / BOX	BOX / PALLET	SQM / PALLET	WEIGHT / PALLET
Dimensão .Format	Peças / Caixa . Pièces / Boîte	M ² / Caixa . M ² / Boîte	Peso / Caixa . Poids / Boîte	Caixa / Paleta . Boîte / Palette	M ² / Paleta . M ² / Palette	Peso / Paleta . Poids / Palette
Maße . Formato	Stück / Karton . Piezas / Caja	M ² / Karton . M ² / Caja	Gewicht / Karton . Peso / Caja	Kartons / Palette . Caja / Pallet	M ² / Palette . M ² / Pallet	Gewicht / Palette . Peso / Pallet
Размеры	Штук / Коробка	Кв.м / Коробка	Вес / Коробка	Коробок / Поддон	Кв.м / Поддон	Вес / Поддон
45x45x0.85	5	1.010	18.23	36	36.360	671

NADINE

33x33cm / 13"x13"




BEGE
33.3x33.3x0.75 cm

C300 | C4




CASTANHO
33.3x33.3x0.75 cm

C301 | C4



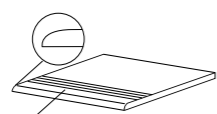
CINZA
33.3x33.3x0.75 cm

C303 | C4



PRETO
33.3x33.3x0.75 cm

C304 | C4



(L)
STAIRSTEP . DEGRAU . PELDAÑO
NEZ-DE-MARCHE . STUFE . СТУПЕНЬ
33.3(L)x33.3x0.75 cm | D13



SKIRTING . RODAPÉ . RODAPIÉ
PLINTHE . SOCKEL . ПЛИНТУС
8x33.3x0.75 cm | D3

SIZES (CM)	PIECES / BOX	SQM / BOX	WEIGHT / BOX	BOX / PALLET	SQM / PALLET	WEIGHT / PALLET
Dimensão . Format	Peças / Caixa . Pièces / Boîte	M ² / Caixa . M ² / Boîte	Peso / Caixa . Poids / Boîte	Caixa / Paleta . Boîte / Palette	M ² / Paleta . M ² / Palette	Peso / Paleta . Poids / Palette
Maße . Formato	Stück / Karton . Piezas / Caja	M ² / Karton . M ² / Caja	Gewicht / Karton . Peso / Caja	Kartons / Palette . Caja / Pallet	M ² / Palette . M ² / Pallet	Gewicht / Palette . Peso / Pallet
Размеры	Штук / Коробка	Кв.м / Коробка	Вес / Коробка	Коробок / Поддон	Кв.м / Поддон	Вес / Поддон
33.3x33.3x0.75	9	1.000	16.40	68	68.000	1135



A sober touch that enhances the authenticity.


Um toque sóbrio que potencia a autenticidade.
Une touche sobre qui améliore l'authenticité.
Eine nüchterne Note, die die Echtheit verbessert.
Un toque sobrio que realza la autenticidad.
Спокойное прикосновение, усиливающее достоверность.

NADINE

NADINE BEGE 33.3X33.3 CM C300


ZON

20x20cm / 7.9"x7.9"




BEGE
20x20x0.65 cm

F100 | C4




CASTANHO
20x20x0.65 cm

F102 | C4




CINZA
20x20x0.65 cm

F101 | C4



ANTRACITE
20x20x0.65 cm

F104 | C4



PRETO
20x20x0.65 cm

F103 | C4



SKIRTING . RODAPÉ . RODAPIÉ
PLINTHE . SOCKEL . ПЛИНТУС
8x20x0.65 cm | D2

SIZES (CM)	PIECES / BOX	SQM / BOX	WEIGHT / BOX	BOX / PALLET	SQM / PALLET	WEIGHT / PALLET
Dimensão . Format	Peças / Caixa . Pièces / Boîte	M ² / Caixa . M ² / Boîte	Peso / Caixa . Poids / Boîte	Caixa / Paleta . Boîte / Palette	M ² / Paleta . M ² / Palette	Peso / Paleta . Poids / Palette
Maße . Formato	Stück / Karton . Piezas / Caja	M ² / Karton . M ² / Caja	Gewicht / Karton . Peso / Caja	Kartons / Palette . Caja / Pallet	M ² / Palette . M ² / Pallet	Gewicht / Palette . Peso / Pallet
Размеры	Штук / Коробка	Кв.м / Коробка	Вес / Коробка	Коробок / Поддон	Кв.м / Поддон	Вес / Поддон
20x20x0.65	25	1.000	13.70	72	72.000	1006



Smooth and elegant spirit.

Espírito suave e elegante.
Esprit doux et élégant.
Weich und elegant Geist.
Espíritu suave y elegante.
Мягкий и элегантный стиль.

ZON BEGE 20X20 CM F100

SAHARA

Sobriety as the basis of contemporary elegance.

A sobriedade como base da elegância contemporânea.
Sobriété comme base de l'élégance contemporaine.
Nüchternheit als Grundlage für moderne Eleganz.
Sobriedad como base de la elegancia contemporánea.
Умеренность как проявление современной элегантности.

FRONT WALL:
SAHARA MARFIM 30X60 CM CO20
SAHARA CINZA ESCURO 30X60 CM CO23
RIGHT WALL:
MOSAIC SAHARA CINZA ESCURO 29.5X29.5 CM DC925
FLOOR:
SAHARA CINZA ESCURO 60X60 CM PT32



SAHARA CINZA 60X60 CM PT31
SAHARA PRETO 60X60 CM PT33



WALL & FLOOR / PORCELAIN TILES
Revestimento e Pavimento / Porcelanato . Revêtements & Carreaux de Sol / Grès Cérame
Wand & Boden / Feinsteinzeug . Revestimiento y Pavimento / Porcelánico
Настенная плитка и Плитка для пола / Керамогранит

60x60cm / 23.6"x23.6"


30x60cm / 11.8"x23.6"



WALL / WALL TILES
Revestimento . Revêtements
Wandfliesen . Revestimiento . Настенная Плитка

30x60cm / 11.8"x23.6"


27x42cm / 10.6"x16.5"



WALL & FLOOR / GLAZED TILES
Revestimento e Pavimento / Pavimento em Grés . Revêtements & Carreaux de Sol / Sol en Grés
Wand & Boden / Bodenfliesen aus Steinzeug . Revestimiento y Pavimento / Pavimento en Gres
Настенная плитка и Плитка для пола / Глазурованная плитка для пола

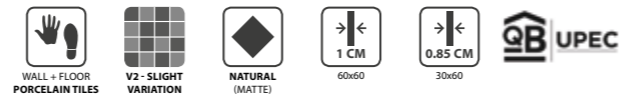
45x45cm / 17.7"x17.7"

33x33cm / 13"x13"



SAHARA PRETO 29.5X59.2 CM RET. R3616R
SEMI-CORTE SAHARA CINZA 29.5X59.2 CM RET. DSC92

60x60cm / 23.6"x23.6"
30x60cm / 11.8"x23.6"



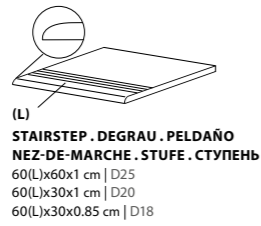
BEGE
60x60x1 cm
PT30 | C19

CINZA
60x60x1 cm
PT31 | C19

CINZA ESCURO
60x60x1 cm
PT32 | C19




PRETO
60x60x1 cm
PT33 | C19




(L)
STAIRSTEP . DEGRAU . PELDAÑO
NEZ-DE-MARCHE . STUFE . СТУПЕНЬ
60(L)x60x1 cm | D25
60(L)x30x1 cm | D20
60(L)x30x0.85 cm | D18




SKIRTING . RODAPÉ . РОДАПІЄ
PLINTHE . SOCKEL . ПЛИНТУС
8x60x1 cm | D9




MARFIM
30x60x0.85 cm
CO20 | C13




BEGE
30x60x0.85 cm
CO21 | C13



CINZA
30x60x0.85 cm
CO22 | C13

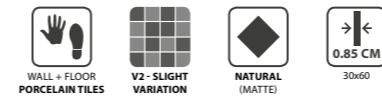


CINZA ESCURO
30x60x0.85 cm
CO23 | C13



PRETO
30x60x0.85 cm
CO25 | C13


60x60cm / 23.6"x23.6"
30x60cm / 11.8"x23.6"




MOSAIC SAHARA MARFIM
(4.7X4.7 cm) (PIECE)
29.5x29.5x0.85 cm DC922 | D21



MOSAIC SAHARA BEGE
(4.7X4.7 cm) (PIECE)
29.5x29.5x0.85 cm DC923 | D21



MOSAIC SAHARA CINZA
(4.7X4.7 cm) (PIECE)
29.5x29.5x0.85 cm DC924 | D21



MOSAIC SAHARA CINZA ESCURO
(4.7X4.7 cm) (PIECE)
29.5x29.5x0.85 cm DC925 | D21



MOSAIC SAHARA PRETO
(4.7X4.7 cm) (PIECE)
29.5x29.5x0.85 cm DC927 | D21







MOSAIC SAHARA CINZA ESCURO 29.5X29.5 CM DC925

SIZES (CM)	PIECES / BOX	SQM / BOX	WEIGHT / BOX	BOX / PALLET	SQM / PALLET	WEIGHT / PALLET
Dimensão . Format	Peças / Caixa . Pièces / Boite	M ² / Caixa . M ² / Boite	Peso / Caixa . Poids / Boite	Caixa / Palette . Boite / Palette	M ² / Palette . M ² / Palette	Peso / Palette . Poids / Palette
Maße . Formato	Stück / Karton . Piezas / Caja	M ² / Karton . M ² / Caja	Gewicht / Karton . Peso / Caja	Kartons / Palette . Caja / Pallet	M ² / Palette . M ² / Pallet	Gewicht / Palette . Peso / Pallet
Размеры	Штук / Коробка	Кв.м / Коробка	Вес / Коробка	Коробок / Поддон	Кв.м / Поддон	Вес / Поддон
60x60x1	3	1.080	23.78	36	38.880	876
30x60x0.85	7	1.260	23.40	40	50.400	956

30x60cm / 11.8"x23.6"
27x42cm / 10.6"x16.5"


30x60cm / 11.8"x23.6"
27x42cm / 10.6"x16.5"




MARFIM
29.5x59.2x0.85 cm ret.
30x60x0.85 cm
R3611R | C20
R3611 | C10

BEGE
29.5x59.2x0.85 cm ret.
30x60x0.85 cm
R3612R | C20
R3612 | C10


CINZA
29.5x59.2x0.85 cm ret.
30x60x0.85 cm
R3613R | C20
R3613 | C10



PRETO
29.5x59.2x0.85 cm ret.
30x60x0.85 cm
R3616R | C20
R3616 | C10



SEMI-CORTE MARFIM (PIECE)
29.5x59.2x0.85 cm ret.
DSC90 | D25



SEMI-CORTE BEGE (PIECE)
29.5x59.2x0.85 cm ret.
DSC91 | D25



SEMI-CORTE CINZA (PIECE)
29.5x59.2x0.85 cm ret.
DSC92 | D25



SEMI-CORTE PRETO (PIECE)
29.5x59.2x0.85 cm ret.
DSC95 | D25



FAIXA PLATINA SAHARA MARFIM (PIECE)
5.4x29.5x0.85 cm F7950R | D8
5.4x30x0.85 cm F7950 | D7



FAIXA PLATINA SAHARA BEGE (PIECE)
5.4x29.5x0.85 cm F7951R | D8
5.4x30x0.85 cm F7951 | D7



FAIXA PLATINA SAHARA CINZA (PIECE)
5.4x29.5x0.85 cm F7952R | D8
5.4x30x0.85 cm F7952 | D7



FAIXA PLATINA SAHARA PRETO (PIECE)
5.4x29.5x0.85 cm F7955R | D8
5.4x30x0.85 cm F7955 | D7

SIZES (CM)	PIECES / BOX	SQM / BOX	WEIGHT / BOX	BOX / PALLET	SQM / PALLET	WEIGHT / PALLET
Dimensão - Format Maße - Formato Размеры	Peças / Caixa - Pièces / Boîte Stück / Karton - Piezas / Caja Штук / Коробка	M ² / Caixa - M ² / Boîte M ² / Karton - M ² / Caja Кв.м / Поддон	Peso / Caixa - Poids / Boîte Gewicht / Karton - Peso / Caja Вес / Коробка	Caixa / Paleta - Boîte / Palette Kartons / Palette - Caja / Pallet Коробок / Поддон	M ² / Paleta - M ² / Palette M ² / Palette - M ² / Pallet Кв.м / Поддон	Peso / Paleta - Poids / Palette Gewicht / Palette - Peso / Pallet Вес / Поддон
29.5x59.2x0.85 ret.	8	1.400	19.81	32	44.800	654
30x60x0.85	8	1.460	20.63	32	46.720	680




LEFT WALL:
SEMI-CORTE SAHARA CINZA 29.5X59.2 CM RET. DSC92
SAHARA CINZA 29.5X59.2 CM RET. R3613R
SAHARA PRETO 29.5X59.2 CM RET. R3616R

RIGHT WALL:
SAHARA PRETO 29.5X59.2 CM RET. R3616R


FLOOR:
SAHARA PRETO 33.3X33.3 CM P314

30x60cm / 11.8"x23.6"
27x42cm / 10.6"x16.5"

45x45cm / 17.7"x17.7"
33x33cm / 13"x13"




MARFIM 26.7x41.6x0.77 cm R427 | C4
BEGE 26.7x41.6x0.77 cm R428 | C4
CINZA 26.7x41.6x0.77 cm R429 | C4
PRETO 26.7x41.6x0.77 cm R443 | C4




PRÉ-CORTE MARFIM 26.7x41.6x0.77 cm R434 | C11
PRÉ-CORTE BEGE 26.7x41.6x0.77 cm R435 | C11
PRÉ-CORTE CINZA 26.7x41.6x0.77 cm R436 | C11
PRÉ-CORTE PRETO 26.7x41.6x0.77 cm R445 | C11



FAIXA TALISMAN SAHARA
BEGE (PIECE) 4.8x26.7x0.77 cm F2075 | D7



MARFIM 33.3x33.3x0.75 cm P315 | C4
BEGE 33.3x33.3x0.75 cm P310 | C4
CINZA 33.3x33.3x0.75 cm P311 | C4
PRETO 33.3x33.3x0.75 cm P314 | C4



BEGE 45x45x0.85 cm C435 | C6
CINZA 45x45x0.85 cm C436 | C6
CINZA ESCURO 45x45x0.85 cm C437 | C6
PRETO 45x45x0.85 cm C438 | C6



(L) **STAIRSTEP . DEGRAU . PELDAÑO**
NEZ-DE-MARCHE . STUFE . СТУПЕНЬ
45(L)x45x0.85 cm | D15
33.3(L)x33.3x0.75 cm | D13



SKIRTING . RODAPÉ . RODAPIÉ
PLINTHE . SOCKEL . ПЛИНТУС
8x45x0.85 cm | D4
8x33.3x0.75 cm | D3



WALL:
SAHARA MARFIM 26.7X41.6 CM R427
PRÉ-CORTE SAHARA MARFIM 26.7X41.6 CM R434



SAHARA CINZA ESCURO 60X60 CM PT32

SIZES (CM)	PIECES / BOX	SQM / BOX	WEIGHT / BOX	BOX / PALLET	SQM / PALLET	WEIGHT / PALLET
26.7x41.6x0.77	9	1.000	13.13	78	78.000	1044


SIZES (CM)	PIECES / BOX	SQM / BOX	WEIGHT / BOX	BOX / PALLET	SQM / PALLET	WEIGHT / PALLET
45x45x0.85	5	1.010	18.23	36	36.360	671
33.3x33.3x0.75	9	1.000	16.40	68	68.000	1135



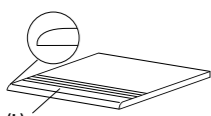
33x33cm / 13"x13"



BEGE
33.3x33.3x0.75 cm PC23 | C4



CINZA
33.3x33.3x0.75 cm PC24 | C4



(L) **STAIRSTEP . DEGRAU . PELDAÑO**
NEZ-DE-MARCHE . STUFE . СТУПЕНЬ
33.3(L)x33.3x0.75 cm | D13



SKIRTING . RODAPÉ . РОДАРИЄ
PLINTHE . SOCKEL . ПЛИНТУС
8x33.3x0.75 cm | D3

SIZES (CM)	PIECES / BOX	SQM / BOX	WEIGHT / BOX	BOX / PALLET	SQM / PALLET	WEIGHT / PALLET
Dimensão . Format Maße . Formato Размеры	Peças / Caixa . Pièces / Boite Stück / Karton . Piezas / Caja Штуки / Коробка	M ² / Caixa . M ² / Boite M ² / Karton . M ² / Caja Кв.м / Коробка	Peso / Caixa . Poids / Boite Gewicht / Karton . Peso / Caja Вес / Коробка	Caixa / Paleta . Boite / Palette Kartons / Palette . Caja / Pallet Коробок / Поддон	M ² / Paleta . M ² / Palette M ² / Palette . M ² / Pallet Кв.м / Поддон	Peso / Paleta . Poids / Palette Gewicht / Palette . Peso / Pallet Вес / Поддон
33.3x33.3x0.75	9	1.000	16.40	68	68.000	1135



MELGAÇO CINZA 33.3X33.3 CM ANTI-SLIP PC24



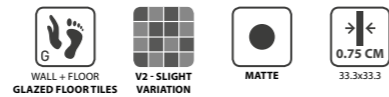
MELGAÇO

The granite richness in the creation of harmonious spaces.

A riqueza do granito na criação de espaços harmoniosos.
 La richesse du granit dans la création des espaces harmonieuses.
 Der Reichtum der Granit in der Schaffung einer harmonischen Räumen.
 La riqueza del granito en la creación de espacios armoniosos.
 Богатство гранита в создании гармоничного пространства.

MELGAÇO BEGE 33.3X33.3 CM ANTI-SLIP PC23

ÁGUEDA



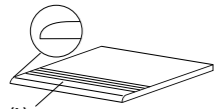
33x33cm / 13"x13"



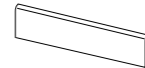
BEGE
33.3x33.3x0.75 cm
P054 | C1



MEL
33.3x33.3x0.75 cm
P055 | C1



(L)
STAIRSTEP . DEGRAU . PELDAÑO
NEZ-DE-MARCHE . STUFE . СТУПЕНЬ
33.3(L)x33.3x0.75 cm | D13



SKIRTING . RODAPÉ . RODARIÉ
PLINTHE . SOCKEL . ПЛИНТУС
8x33.3x0.75 cm | D3

SIZES (CM)	PIECES / BOX	SQM / BOX	WEIGHT / BOX	BOX / PALLET	SQM / PALLET	WEIGHT / PALLET
Dimensão . Format	Peças / Caixa . Pièces / Boîte	M ² / Caixa . M ² / Boîte	Peso / Caixa . Poids / Boîte	Caixa / Palette . Boîte / Palette	M ² / Palette . M ² / Palette	Peso / Palette . Poids / Palette
Maße . Formato	Stück / Karton . Piezas / Caja	M ² / Karton . M ² / Caja	Gewicht / Karton . Peso / Caja	Kartons / Palette . Caja / Pallet	M ² / Palette . M ² / Pallet	Gewicht / Palette . Peso / Pallet
Размеры	Штук / Коробка	Кв.м / Коробка	Вес / Коробка	Коробок / Поддон	Кв.м / Поддон	Вес / Поддон
33.3x33.3x0.75	9	1.000	16.40	68	68.000	1135



The reinterpretation of tradition.

A reinterpretação da tradição.
La réinterprétation de la tradition.
Die Neuinterpretation der Tradition.
La reinterpretación de la tradición.
Новый взгляд на традицию.

ÁGUEDA

ÁGUEDA MEL 33.3X33.3 CM P055

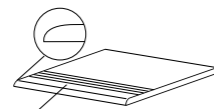
CALÇADA



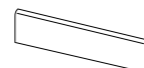
33x33cm / 13"x13"



BEGE
33.3x33.3x0.75 cm
S719 | C2



(L)
STAIRSTEP . DEGRAU . PELDAÑO
NEZ-DE-MARCHE . STUFE . СТУПЕНЬ
33.3(L)x33.3x0.75 cm | D13



SKIRTING . RODAPÉ . RODARIÉ
PLINTHE . SOCKEL . ПЛИНТУС
8x33.3x0.75 cm | D3

SIZES (CM)	PIECES / BOX	SQM / BOX	WEIGHT / BOX	BOX / PALLET	SQM / PALLET	WEIGHT / PALLET
Dimensão . Format	Peças / Caixa . Pièces / Boîte	M ² / Caixa . M ² / Boîte	Peso / Caixa . Poids / Boîte	Caixa / Palette . Boîte / Palette	M ² / Palette . M ² / Palette	Peso / Palette . Poids / Palette
Maße . Formato	Stück / Karton . Piezas / Caja	M ² / Karton . M ² / Caja	Gewicht / Karton . Peso / Caja	Kartons / Palette . Caja / Pallet	M ² / Palette . M ² / Pallet	Gewicht / Palette . Peso / Pallet
Размеры	Штук / Коробка	Кв.м / Коробка	Вес / Коробка	Коробок / Поддон	Кв.м / Поддон	Вес / Поддон
33.3x33.3x0.75	9	1.000	16.40	68	68.000	1135



Rich atmosphere in charm and history.

Atmosfera rica em charme e história.
Atmosphère riche de charme et d'histoire.
Atmosphäre reich an Charme und Geschichte.
Ambiente rico en historia y encanto.
Атмосфера шарма и истории.

CALÇADA

CALÇADA BEGE 33.3X33.3 CM S719



Colour & Design



TOUCH

A touch of comfort by the blend of plaster and linen.

Um toque de conforto obtido através da mistura de gesso e linho.
Le mélange du plâtre et du lin pour obtenir une sensation de confort.
Ein Hauch von Komfort durch eine Mischung aus Putz und Leinen.
Un toque de confort obtenido mediante la mezcla de yeso y lino.
Ощущение комфорта за счет соединения 2-х фактур: гипса и ткани.

WALL:
TOUCH LIGHT 30X90 CM RET. R3150R
BRICK TOUCH LIGHT GREY 30X90 CM RET. R3155R
FLOOR:
TOUCH GREY 59.2X59.2 CM RET. P6086R



WALL:
TOUCH BRICK LIGHT BEIGE 30X90 CM RET. R3154R
FLOOR:
BOSCO CASTAGNO 22.05X88.8 CM RET. P9082C2
BOSCO CASTAGNO 14.5X88.8 CM RET. P9082C3



WALL & FLOOR / PORCELAIN TILES
Revestimento e Pavimento / Porcelanato . Revêtements & Carreaux de Sol / Grès Cérame
Wand & Boden / Feinsteinzeug . Revestimiento y Pavimento / Porcelánico
Настенная плитка и Плитка для пола / Керамогранит

60x60cm / 23.6"x23.6"
30x60cm / 11.8"x23.6"



WHITE BEIGE GREY



WALL / WALL TILES
Revestimento . Revêtements
Wandfliesen . Revestimiento . Настенная Плитка

30x90cm / 11.8"x35.4"
30x60cm / 11.8"x23.6"
27x42cm / 10.6"x16.5"



LIGHT LIGHT BEIGE LIGHT GREY



WALL & FLOOR / GLAZED TILES
Revestimento e Pavimento / Pavimento em Grés . Revêtements & Carreaux de Sol / Sol en Grés
Wand & Boden / Bodenfliesen aus Steinzeug . Revestimiento y Pavimento / Pavimento en Gres
Настенная плитка и Плитка для пола / Глазурованная плитка для пола

45x45cm / 17.7"x17.7"



WHITE BEIGE GREY



TOUCH GREY 59.2X59.2 CM RET. P6086R



60x60cm / 23.6"x23.6"
30x60cm / 11.8"x23.6"



WHITE
59.2x59.2x1 cm ret.
60x60x1 cm

MOHS 8
P6084R | C27
P6084 | C23



BEIGE
59.2x59.2x1 cm ret.
60x60x1 cm

MOHS 8
P6085R | C27
P6085 | C23



GREY
59.2x59.2x1 cm ret.
60x60x1 cm

MOHS 8
P6086R | C27
P6086 | C23




WHITE
29.5x59.2x0.85 cm ret.
30x60x0.85 cm

MOHS 8
P3070R | C24
P3070 | C20



BEIGE
29.5x59.2x0.85 cm ret.
30x60x0.85 cm

MOHS 8
P3071R | C24
P3071 | C20



GREY
29.5x59.2x0.85 cm ret.
30x60x0.85 cm

MOHS 8
P3072R | C24
P3072 | C20



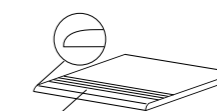
MOSAIC TOUCH WHITE
(4.7X4.7 cm) (PIECE)
29.5x29.5x0.85 cm DC970 | D23



MOSAIC TOUCH BEIGE
(4.7X4.7 cm) (PIECE)
29.5x29.5x0.85 cm DC971 | D23



MOSAIC TOUCH GREY
(4.7X4.7 cm) (PIECE)
29.5x29.5x0.85 cm DC972 | D23



(L)
STAIRSTEP . DEGRAU . PELDAÑO
NEZ-DE-MARCHE . STUFE . СТУПЕНЬ
59.2(L)x59.2x1 cm ret. | D30
59.2(L)x29.5x1 cm ret. | D23
59.2(L)x29.5x0.85 cm ret. | D21
60(L)x60x1 cm | D25
60(L)x30x1 cm | D20
60(L)x30x0.85 cm | D18



SKIRTING . RODAPÉ . RODAPIÉ
PLINTHE . SOCKEL . ПЛИНТУС
8x59.2x1 cm ret. | D11
8x60x1 cm | D9


SIZES (CM)	PIECES / BOX	SQM / BOX	WEIGHT / BOX	BOX / PALLET	SQM / PALLET	WEIGHT / PALLET
Dimensão . Format	Peças / Caixa . Pièces / Boite	M ² / Caixa . M ² / Boite	Peso / Caixa . Poids / Boite	Caixa / Paleta . Boite / Palette	M ² / Paleta . M ² / Palette	Peso / Paleta . Poids / Palette
Maße . Formato	Stück / Karton . Piezas / Caja	M ² / Karton . M ² / Caja	Gewicht / Karton . Peso / Caja	Kartons / Palette . Caja / Pallet	M ² / Palette . M ² / Pallet	Gewicht / Palette . Peso / Pallet
Размеры	Штук / Коробка	Кв.м / Коробка	Вес / Коробка	Коробок / Поддон	Кв.м / Поддон	Вес / Поддон
59.2x59.2x1 ret.	3	1.050	23.20	36	37.800	855
29.5x59.2x0.85 ret.	7	1.220	22.60	40	48.800	924
60x60x1	3	1.080	23.78	36	38.880	876
30x60x0.85	7	1.260	23.40	40	50.400	956

TOUCH GREY 59.2X59.2 CM RET. P6086R

30x90cm / 11.8"x35.4"
 30x60cm / 11.8"x23.6"
 27x42cm / 10.6"x16.5"



30x90cm / 11.8"x35.4"
 30x60cm / 11.8"x23.6"
 27x42cm / 10.6"x16.5"




LIGHT
 30x90x1.17 cm ret.
 29.5x59.2x0.85 cm ret.
 30x60x0.85 cm

R3150R | C28
 R3674R | C21
 R3674 | C13



LIGHT BEIGE
 30x90x1.17 cm ret.
 29.5x59.2x0.85 cm ret.
 30x60x0.85 cm

R3151R | C28
 R3675R | C21
 R3675 | C13



LIGHT GREY
 30x90x1.17 cm ret.
 29.5x59.2x0.85 cm ret.
 30x60x0.85 cm

R3152R | C28
 R3676R | C21
 R3676 | C13




BRICK LIGHT
 30x90x1.17 cm ret.
 30x60x0.85 cm

R3153R | C30
 R3677 | C16



BRICK LIGHT BEIGE
 30x90x1.17 cm ret.
 30x60x0.85 cm

R3154R | C30
 R3678 | C16



BRICK LIGHT GREY
 30x90x1.17 cm ret.
 30x60x0.85 cm

R3155R | C30
 R3679 | C16



DECOR CHARM LIGHT (PIECE)
 30x90x1.17 cm ret.
 29.5x59.2x0.85 cm ret.

D9103R | D32
 D3004R | D24




DECOR CHARM LIGHT BEIGE (PIECE)
 30x90x1.17 cm ret.
 29.5x59.2x0.85 cm ret.

D9104R | D32
 D3005R | D24



DECOR CHARM LIGHT GREY (PIECE)
 30x90x1.17 cm ret.
 29.5x59.2x0.85 cm ret.

D9105R | D32
 D3006R | D24




MOSAIC TOUCH
LIGHT (2.5X2.5 cm) (PIECE)
 29.5x29.5x0.85 cm

DC753 | D25



MOSAIC CHARM TOUCH
LIGHT (4.7X4.7 cm) (PIECE)
 29.5x29.5x0.85 cm

DC756^(A) | D27




MOSAIC TOUCH
LIGHT BEIGE (2.5X2.5 cm) (PIECE)
 29.5x29.5x0.85 cm

DC754 | D25




MOSAIC CHARM TOUCH
LIGHT BEIGE (4.7X4.7 cm) (PIECE)
 29.5x29.5x0.85 cm

DC757^(A) | D27



MOSAIC TOUCH
LIGHT GREY (2.5X2.5 cm) (PIECE)
 29.5x29.5x0.85 cm

DC755 | D25



MOSAIC CHARM TOUCH
LIGHT GREY (4.7X4.7 cm) (PIECE)
 29.5x29.5x0.85 cm

DC758^(A) | D27

^(A) RANDOM DRAWING . DESENHO ALEATÓRIO . DESSIN ALÉATOIRE . WECHSELNDES DESIGN . DISEÑO ALEATORIO . ЖЕРЕБЬЕВКИ

SIZES (CM)	PIECES / BOX	SQM / BOX	WEIGHT / BOX	BOX / PALLET	SQM / PALLET	WEIGHT / PALLET
Dimensão . Format	Peças / Caixa . Pièces / Boîte	M ² / Caixa . M ² / Boîte	Peso / Caixa . Poids / Boîte	Caixa / Paleta . Boîte / Palette	M ² / Paleta . M ² / Palette	Peso / Paleta . Poids / Palette
Maße . Formato	Stück / Karton . Piezas / Caja	M ² / Karton . M ² / Caja	Gewicht / Karton . Peso / Caja	Kartons / Palette . Caja / Pallet	M ² / Palette . M ² / Pallet	Gewicht / Palette . Peso / Pallet
Размеры	Штук / Коробка	Кв.м / Коробка	Вес / Коробка	Коробок / Поддон	Кв.м / Поддон	Вес / Поддон
30x90x1.17 ret.	4	1.080	21.32	20	21.600	446
29.5x59.2x0.85 ret.	8	1.400	19.81	32	44.800	654
30x60x0.85	8	1.460	20.63	32	46.720	680

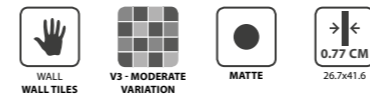


DECOR CHARM TOUCH LIGHT BEIGE 29.5X59.2 CM RET. D3005R



WALL:
TOUCH LIGHT 26.7X41.6 CM R2712
BRICK TOUCH LIGHT 26.7X41.6 CM R2715

FLOOR:
TOUCH GREY 45X45 CM C447



30x90cm / 11.8"x35.4"
30x60cm / 11.8"x23.6"
27x42cm / 10.6"x16.5"
45x45cm / 17.7"x17.7"

TOUCH



LIGHT
26.7x41.6x0.77 cm
R2712 | C8



LIGHT BEIGE
26.7x41.6x0.77 cm
R2713 | C8



LIGHT GREY
26.7x41.6x0.77 cm
R2714 | C8



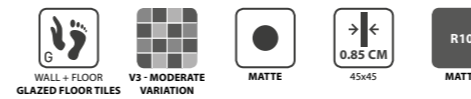
BRICK LIGHT
26.7x41.6x0.77 cm
R2715 | C10



BRICK LIGHT BEIGE
26.7x41.6x0.77 cm
R2716 | C10



BRICK LIGHT GREY
26.7x41.6x0.77 cm
R2717 | C10



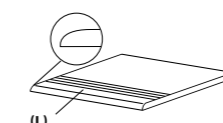
WHITE
45x45x0.85 cm
C445 | C8



BEIGE
45x45x0.85 cm
C446 | C8



GREY
45x45x0.85 cm
C447 | C8



(L)
STAIRSTEP . DEGRAU . PELDAÑO
NEZ-DE-MARCHE . STUFE . СТУПЕНЬ
45(L)x45x0.85 cm | D15



SKIRTING . RODAPÉ . RODAPIÉ
PLINTHE . SOCKEL . ПЛИНТУС
8x45x0.85 cm | D4

SIZES (CM)	PIECES / BOX	SQM / BOX	WEIGHT / BOX	BOX / PALLET	SQM / PALLET	WEIGHT / PALLET
Dimensão . Format	Peças / Caixa . Pièces / Boîte	M ² / Caixa . M ² / Boîte	Peso / Caixa . Poids / Boîte	Caixa / Palette . Boîte / Palette	M ² / Palette . M ² / Palette	Peso / Palette . Poids / Palette
Maße . Formato	Stück / Karton . Piezas / Caja	M ² / Karton . M ² / Caja	Gewicht / Karton . Peso / Caja	Kartons / Palette . Caja / Pallet	M ² / Palette . M ² / Pallet	Gewicht / Palette . Peso / Pallet
Размеры	Штук / Коробка	Кв.м / Коробка	Вес / Коробка	Коробок / Поддон	Кв.м / Поддон	Вес / Поддон
26.7x41.6x0.77	9	1.000	13.13	78	78.000	1044
45x45x0.85	5	1.010	18.23	36	36.360	671



HERITAGE

Contemporary reinterpretation of the past.


Reinterpretação contemporânea do passado.
Le passé remis au goût du jour.
Zeitgemäße Neuinterpretation der Vergangenheit.
Reinterpretación contemporánea del pasado.
Современное переосмысление прошлого.

HERITAGE BLACK 20X20 CM MH52
DECOR BRUSH HERITAGE BLACK 20X20 CM MH56



WALL:
HERITAGE BEIGE 20X20 CM MH50
DECOR MANDALA HERITAGE BEIGE 20X20 CM MH53

FLOOR:
BOSCO CASTAGNO 22.05X88.8 CM RET. P9082C2
BOSCO CASTAGNO 14.5X88.8 CM RET. P9082C3

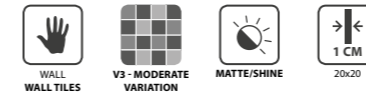
 **WALL / WALL TILES**
Revestimento . Revêtements
Wandfliesen . Revestimiento . Настенная Плитка

20x20cm / 7.9"x7.9"




HERITAGE GREY 20X20 CM MH51
DECOR HENNA HERITAGE GREY 20X20 CM MH54


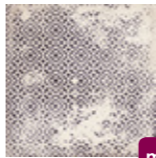





20x20cm / 7.9"x7.9"




HERITAGE GREY 20X20 CM MH51
DECOR HENNA HERITAGE GREY 20X20 CM MH54

DECOR MANDALA BEIGE (21 DIFFERENT PIECES)



 BEIGE 20x20x1 cm MH50 C27	 DECOR MANDALA BEIGE 20x20x1 cm MH53 ^M C28	
 GREY 20x20x1 cm MH51 C27	 DECOR BRUSH GREY 20x20x1 cm MH55 ^M C28	 DECOR HENNA GREY 20x20x1 cm MH54 ^M C28
 BLACK 20x20x1 cm MH52 C27	 DECOR BRUSH BLACK 20x20x1 cm MH56 ^M C28	

DECOR BRUSH BLACK (14 DIFFERENT PIECES)

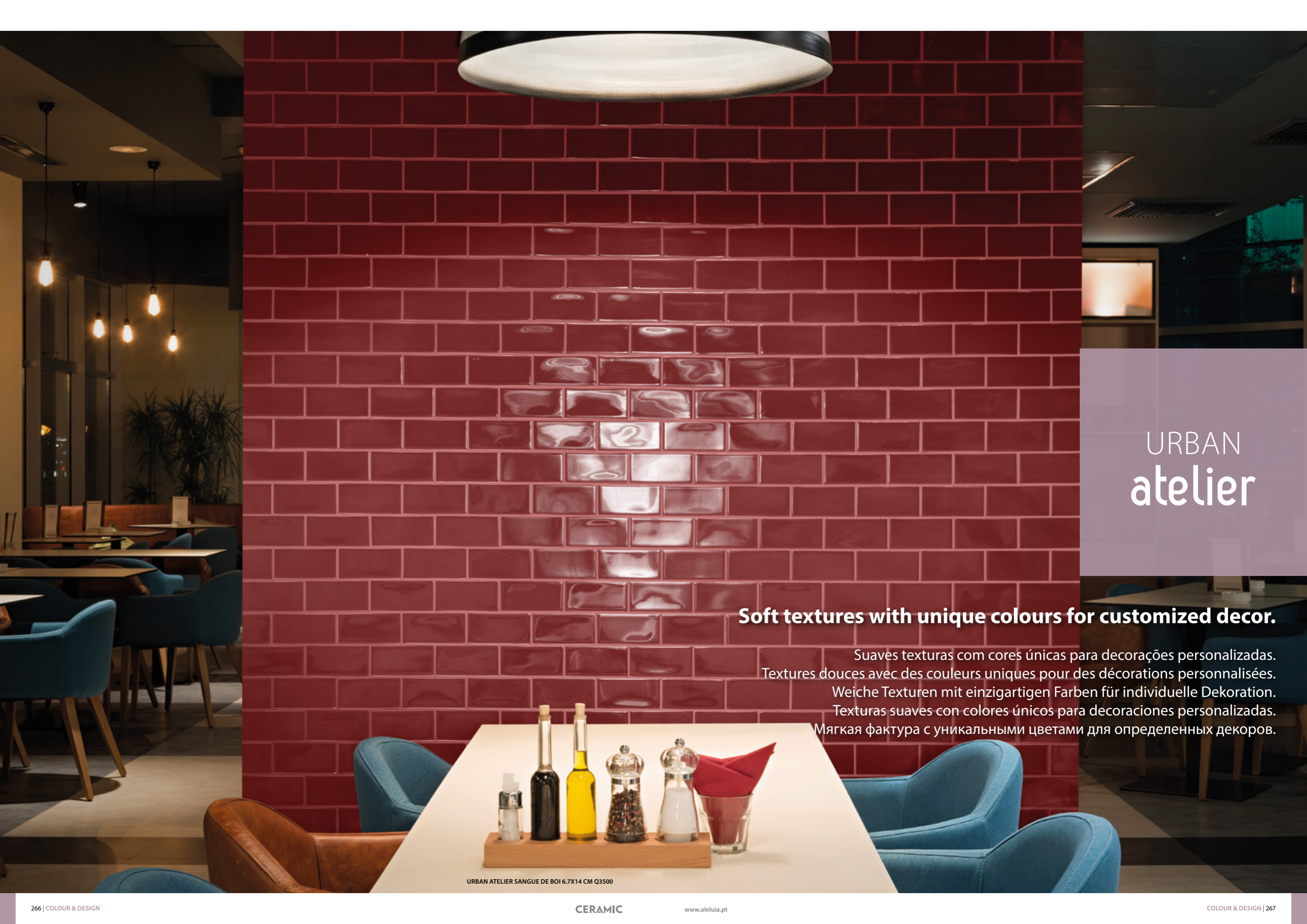


DECOR HENNA GREY (19 DIFFERENT PIECES)



^MTHE HERITAGE DECORATIONS INCLUDE DIFFERENT MOTIFS. IN EACH BOX THE COMBINATION OF PIECES IS COMPLETELY RANDOM.
AS DECORAÇÕES HERITAGE SÃO COMPOSTAS POR DIFERENTES MOTIVOS. EM CADA CAIXA A COMBINAÇÃO DE PEÇAS É TOTALMENTE ALEATORIA. / LES DÉCORATIONS HERITAGE SONT COMPOSÉES DE DIFFÉRENTES PIÈCES. DANS CHAQUE BOÎTE, LA COMBINAISON DES PIÈCES EST TOTALEMENT ALÉATOIRE. / DIE DEKORATIONEN HERITAGE SIND AUS VERSCHIEDENEN MOTIVE BESTEHEN. IN JEDEM KARTON IST DIE KOMBINATION VÖLLIG ZUFÄLLIG. / LAS DECORACIONES HERITAGE SE COMPONEN DE DIFERENTES PIEZAS. EN CADA CAJA LA COMBINACIÓN DE PIEZAS ES TOTALMENTE ALEATORIA.

SIZES (CM)	PIECES / BOX	SQM / BOX	WEIGHT / BOX	BOX / PALLET	SQM / PALLET	WEIGHT / PALLET
Dimensão . Format Maße . Formato Размеры	Peças / Caixa . Pièces / Boîte Stück / Karton . Piezas / Caja Штук / Коробка	M ² / Caixa . M ² / Boîte M ² / Karton . M ² / Caja Кв.м / Коробка	Peso / Caixa . Poids / Boîte Gewicht / Karton . Peso / Caja Вес / Коробка	Caixa / Paleta . Boîte / Palette Kartons / Palette . Caja / Pallet Коробок / Поддон	M ² / Paleta . M ² / Palette M ² / Palette . M ² / Pallet Кв.м / Поддон	Peso / Paleta . Poids / Palette Gewicht / Palette . Peso / Pallet Вес / Поддон
20x20x1	16	0.640	10.25	96	61.440	1003



URBAN atelier

Soft textures with unique colours for customized decor.

Suaves texturas com cores únicas para decorações personalizadas.
Textures douces avec des couleurs uniques pour des décorations personnalisées.
Weiche Texturen mit einzigartigen Farben für individuelle Dekoration.
Texturas suaves con colores únicos para decoraciones personalizadas.
Мягкая фактура с уникальными цветами для определенных декоров.

URBAN ATELIER SANGUE DE BOI 6.7X14 CM Q3500



WALL / WALL TILES
Revestimento · Revêtements
Wandfliesen · Revestimiento · Настенная Плитка

14x14cm / 5.5"x5.5"

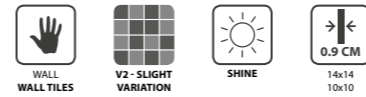
10x10cm / 3.9"x3.9"

7x14cm / 2.8"x5.5"

CACAU	BRANCO	BEGE	VERDE NEGRO	MENTA	VERDE ÁGUA
ESMERALDA	ÍNDIGO	TANGERINA	PÉROLA	MARFIM	MARINHO
SANGUE DE BOI	ÂMBAR	ENCARNADO	PRETO	CREME	BERINGELA
ROSA VELHO	ROSA CLARA	ALFACE	SAFIRA	COBALTO	CASTANHO
TURQUESA	LARANJA	CAMURÇA	CAMELO	PETRÓLEO	TEJO
ATLÂNTICO	KIWI	AMARELO	LAGOA	ÁRTICO	CELESTE
AREIA	PAPIRO	CAMOMILA	ALFAZEMA	TEMPESTADE	BOSQUE
VERDE GARRAFA	SALMÃO	PAPAIA	CINZA CLARO	NÓRDICO	CINZA ESCURO

URBAN ATELIER ATLÂNTICO 10X10 CM A5620

14x14cm / 5.5"x5.5"
10x10cm / 3.9"x3.9"
7x14cm / 2.8"x5.5"



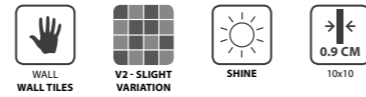
14x14cm / 5.5"x5.5"
10x10cm / 3.9"x3.9"
7x14cm / 2.8"x5.5"




URBAN ATELIER TURQUESA 10X10 CM A5100

TANGERINA 14x14x0.9 cm B2300 C36 10x10x0.9 cm A2300 C36	SALMÃO 14x14x0.9 cm B6300 C36 10x10x0.9 cm A6300 C36	PAPAIA 14x14x0.9 cm B6350 C39 10x10x0.9 cm A6350 C39	TEMPESTADE 14x14x0.9 cm B6110 C36 10x10x0.9 cm A6110 C36	ALFAZEMA 14x14x0.9 cm B6100 C36 10x10x0.9 cm A6100 C36	ÍNDIGO 14x14x0.9 cm B2100 C36 10x10x0.9 cm A2100 C36
LARANJA 14x14x0.9 cm B5200 C39 10x10x0.9 cm A5200 C39	ENCARNADO 14x14x0.9 cm B3700 C39 10x10x0.9 cm A3700 C39	SANGUE DE BOI 14x14x0.9 cm B3500 C39 10x10x0.9 cm A3500 C39	SAFIRA 14x14x0.9 cm B5000 C36 10x10x0.9 cm A5000 C36	TEJO 14x14x0.9 cm B5610 C36 10x10x0.9 cm A5610 C36	CELESTE 14x14x0.9 cm B5930 C36 10x10x0.9 cm A5930 C36
ROSA CLARA 14x14x0.9 cm B4800 C36 10x10x0.9 cm A4800 C36	ROSA VELHO 14x14x0.9 cm B4700 C36 10x10x0.9 cm A4700 C36	BERINGELA 14x14x0.9 cm B4500 C36 10x10x0.9 cm A4500 C36	TURQUESA 14x14x0.9 cm B5100 C36 10x10x0.9 cm A5100 C36	LAGOA 14x14x0.9 cm B5900 C36 10x10x0.9 cm A5900 C36	PETRÓLEO 14x14x0.9 cm B5600 C36 10x10x0.9 cm A5600 C36
ESMERALDA 14x14x0.9 cm B1420 C36 10x10x0.9 cm A1420 C36	VERDE ÁGUA 14x14x0.9 cm B1410 C36 10x10x0.9 cm A1410 C36	VERDE GARRAFA 14x14x0.9 cm B6210 C39 10x10x0.9 cm A6210 C39	ÁRTICO 14x14x0.9 cm B5910 C36 10x10x0.9 cm A5910 C36	NÓRDICO 14x14x0.9 cm B6410 C36 10x10x0.9 cm A6410 C36	ATLÂNTICO 14x14x0.9 cm B5620 C36 10x10x0.9 cm A5620 C36
KIWI 14x14x0.9 cm B5710 C36 10x10x0.9 cm A5710 C36	MENTA 14x14x0.9 cm B1310 C36 10x10x0.9 cm A1310 C36	BOSQUE 14x14x0.9 cm B6200 C39 10x10x0.9 cm A6200 C39	PÉROLA 14x14x0.9 cm B2910 C36 10x10x0.9 cm A2910 C36	CREME 14x14x0.9 cm B4310 C36 10x10x0.9 cm A4310 C36	MARFIM 14x14x0.9 cm B2920 C36 10x10x0.9 cm A2920 C36
AMARELO 14x14x0.9 cm B5800 C36 10x10x0.9 cm A5800 C36	ALFACE 14x14x0.9 cm B4900 C36 10x10x0.9 cm A4900 C36	VERDE NEGRO 14x14x0.9 cm B1200 C42 10x10x0.9 cm A1200 C42	AREIA 14x14x0.9 cm B6000 C36 10x10x0.9 cm A6000 C36	PAPIRO 14x14x0.9 cm B6010 C36 10x10x0.9 cm A6010 C36	CAMOMILA 14x14x0.9 cm B6020 C36 10x10x0.9 cm A6020 C36
CAMURÇA 14x14x0.9 cm B5500 C36 10x10x0.9 cm A5500 C36	CAMELO 14x14x0.9 cm B5510 C36 10x10x0.9 cm A5510 C36	BEGE 14x14x0.9 cm B0600 C36 10x10x0.9 cm A0600 C36	CINZA CLARO 14x14x0.9 cm B6400 C36 10x10x0.9 cm A6400 C36	CINZA ESCURO 14x14x0.9 cm B6450 C36 10x10x0.9 cm A6450 C36	BRANCO 14x14x0.9 cm B0300 C36 10x10x0.9 cm A0300 C36
CACAU 14x14x0.9 cm B0100 C36 10x10x0.9 cm A0100 C36	CASTANHO 14x14x0.9 cm B5060 C36 10x10x0.9 cm A5060 C36	ÂMBAR 14x14x0.9 cm B3600 C39 10x10x0.9 cm A3600 C39	PRETO 14x14x0.9 cm B3800 C39 10x10x0.9 cm A3800 C39	MARINHO 14x14x0.9 cm B3200 C42 10x10x0.9 cm A3200 C42	COBALTO 14x14x0.9 cm B5010 C39 10x10x0.9 cm A5010 C39

14x14cm / 5.5"x5.5"
10x10cm / 3.9"x3.9"
7x14cm / 2.8"x5.5"



DECOR GLAM BRANCO
10x10x0.9 cm
M0300^{MA} | C49 m²




DECOR GLAM AMBAR
10x10x0.9 cm
M3600^{MA} | C49 m²




DECOR GLAM SANGUE DE BOI
10x10x0.9 cm
M3500^{MA} | C49 m²



DECOR GLAM PÉROLA
10x10x0.9 cm
M2910^{MA} | C49 m²



DECOR GLAM MENTA
10x10x0.9 cm
M1310^{MA} | C49 m²




DECOR GLAM BOSQUE
10x10x0.9 cm
M6200^{MA} | C49 m²




DECOR GLAM CINZA CLARO
10x10x0.9 cm
M6400^{MA} | C49 m²




DECOR GLAM PRETO
10x10x0.9 cm
M3800^{MA} | C49 m²




DECOR GLAM COBALTO
10x10x0.9 cm
M5010^{MA} | C49 m²



DECOR GLAM ÁRTICO
10x10x0.9 cm
M5910^{MA} | C49 m²



DECOR GLAM NÓRDICO
10x10x0.9 cm
M6410^{MA} | C49 m²



DECOR GLAM ATLÂNTICO
10x10x0.9 cm
M5620^{MA} | C49 m²

^{MA} THE GLAM DECORATION CONSISTS IN A SET OF 12 PEÇAS DIFERENTES. EM CADA CAIXA A COMBINAÇÃO DE PEÇAS É TOTALMENTE ALEATORIA. PRODUTO MANUAL SUJEITO A VARIAÇÕES.

^{MA} LA DECORACIÓN GLAM CONSISTE EN UN CONJUNTO DE 12 PIEZAS DIFERENTES. EN CADA CAJA LA COMBINACIÓN DE PIEZAS ES TOTALMENTE ALEATORIA. PRODUCTO MANUAL SUJETO A VARIACIONES.

^{MA} LA DÉCORATION GLAM SE COMPOSE D'UN ENSEMBLE DE 12 PIÈCES DIFFÉRENTES. DANS CHAQUE BOÎTE, LA COMBINAISON DES PIÈCES EST TOTALEMENT ALÉATOIRE. PRODUIT FABRIQUÉ À LA MAIN, SUJET AUX VARIATIONS.

^{MA} DIE GLAM DEKORATION BESTEHT AUS EINER GRUPPE VON 12 VERSCHIEDENEN TEILEN. IN JEDEM KARTON IST DIE KOMBINATION VÖLLIG ZUFÄLLIG. HANDGEMACHTES PRODUKT, DER VARIATIONEN UNTERLIEGT.

^{MA} ДЕКРАЦИЯ GLAM СОСТОИТ ИЗ НАБОРА ПЛИТОК 12 РАЗНЫХ РИСУНКОВ. КОМБИНАЦИЯ РИСУНКОВ В КАЖДОМ СЕТЕ СВОБОДНАЯ. ПЛИТКА РУЧНОЙ РАБОТЫ, ВОЗМОЖНЫ ВАРИАЦИИ.



URBAN ATELIER AMBAR 10X10 CM A3600
DECOR GLAM URBAN ATELIER AMBAR 10X10 CM M3600



URBAN ATELIER ATLÂNTICO 10X10 CM A5620
DECOR GLAM URBAN ATELIER ATLÂNTICO 10X10 CM M5620



CREDO RESTAURANT, NORWAY
PHOTO: GEIR MOGEN

URBAN ATELIER BOSQUE 6.7X14 CM Q6200



WALL
TILES

V2 - SLIGHT
VARIATION

SHINE

0.9 CM
6.7x14

URBAN
atelier

14x14cm / 5.5"x5.5"
10x10cm / 3.9"x3.9"
7x14cm / 2.8"x5.5"

TANGERINA 6.7x14x0.9 cm Q2300 C37	SALMÃO 6.7x14x0.9 cm Q6300 C37	PAPAIA 6.7x14x0.9 cm Q6350 C40	TEMPESTADE 6.7x14x0.9 cm Q6110 C37	ALFAZEMA 6.7x14x0.9 cm Q6100 C37	ÍNDIGO 6.7x14x0.9 cm Q2100 C37
LARANJA 6.7x14x0.9 cm Q5200 C40	ENCARNADO 6.7x14x0.9 cm Q3700 C40	SANGUE DE BOI 6.7x14x0.9 cm Q3500 C40	SAFIRA 6.7x14x0.9 cm Q5000 C37	TEJO 6.7x14x0.9 cm Q5610 C37	CELESTE 6.7x14x0.9 cm Q5930 C37
ROSA CLARA 6.7x14x0.9 cm Q4800 C37	ROSA VELHO 6.7x14x0.9 cm Q4700 C37	BERINGELA 6.7x14x0.9 cm Q4500 C37	TURQUESA 6.7x14x0.9 cm Q5100 C37	LAGOA 6.7x14x0.9 cm Q5900 C37	PETRÓLEO 6.7x14x0.9 cm Q5600 C37
ESMERALDA 6.7x14x0.9 cm Q1420 C37	VERDE ÁGUA 6.7x14x0.9 cm Q1410 C37	VERDE GARRAFA 6.7x14x0.9 cm Q6210 C40	ÁRTICO 6.7x14x0.9 cm Q5910 C37	NÓRDICO 6.7x14x0.9 cm Q6410 C37	ATLÂNTICO 6.7x14x0.9 cm Q5620 C37
KIWI 6.7x14x0.9 cm Q5710 C37	MENTA 6.7x14x0.9 cm Q1310 C37	BOSQUE 6.7x14x0.9 cm Q6200 C40	PÉROLA 6.7x14x0.9 cm Q2910 C37	CREME 6.7x14x0.9 cm Q4310 C37	MARFIM 6.7x14x0.9 cm Q2920 C37
AMARELO 6.7x14x0.9 cm Q5800 C37	ALFACE 6.7x14x0.9 cm Q4900 C37	VERDE NEGRO 6.7x14x0.9 cm Q1200 C43	AREIA 6.7x14x0.9 cm Q6000 C37	PAPIRO 6.7x14x0.9 cm Q6010 C37	CAMOMILA 6.7x14x0.9 cm Q6020 C37
CAMURÇA 6.7x14x0.9 cm Q5500 C37	CAMELO 6.7x14x0.9 cm Q5510 C37	BEGE 6.7x14x0.9 cm Q0600 C37	CINZA CLARO 6.7x14x0.9 cm Q6400 C37	CINZA ESCURO 6.7x14x0.9 cm Q6450 C37	BRANCO 6.7x14x0.9 cm Q0300 C37
CACAU 6.7x14x0.9 cm Q0100 C37	CASTANHO 6.7x14x0.9 cm Q5060 C37	ÂMBAR 6.7x14x0.9 cm Q3600 C40	PRETO 6.7x14x0.9 cm Q3800 C40	MARINHO 6.7x14x0.9 cm Q3200 C43	COBALTO 6.7x14x0.9 cm Q5010 C40

SPECIAL PIECES . PEÇAS ESPECIAIS . PIÈCES SPÉCIALES . FORMTEILE . PIEZAS ESPECIALES . СПЕЦИАЛЬНЫЕ ЭЛЕМЕНТЫ






















MEIA CANA CONVEXA . CV3X10 / CV3X14 VIDRO D7	CANTO DE MEIA CANA CONVEXA . CCV3X3 VIDRO D8	MEIA CANA CÔNCAVA . CC3X10 / CC3X14 VIDRO D7	CANTO DE MEIA CANA CÔNCAVA . CCC3X3 VIDRO D8

SIZES (CM)	PIECES / BOX	SQM / BOX	WEIGHT / BOX	BOX / PALLET	SQM / PALLET	WEIGHT / PALLET
Dimensão . Format Maße . Formato Размеры	Peças / Caixa . Pièces / Boîte Stück / Karton . Piezas / Caja Штук / Коробка	M ² / Caixa . M ² / Boîte M ² / Karton . M ² / Caja Кв.м / Коробка	Peso / Caixa . Poids / Boîte Gewicht / Karton . Peso / Caja Вес / Коробка	Caixa / Paleta . Boîte / Palette Kartons / Palette . Caja / Pallet Коробок / Поддон	M ² / Paleta . M ² / Palette M ² / Paleta . M ² / Pallet Кв.м / Поддон	Peso / Paleta . Poids / Palette Gewicht / Palette . Peso / Pallet Вес / Поддон
14x14x0.9	25	0.480	7.00	138	66.240	986
10x10x0.9	25	0.250	3.80	224	56.000	871
6.7x14x0.9	25	0.230	3.45	276	63.480	972

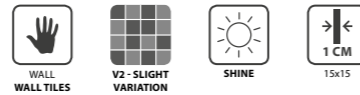
COLOUR PALETTE

COLOUR	ALELUIA CERÂMICAS	PANTONE	RAL	NCS
	TANGERINA	144C	1007	S 1070-Y30R
	SALMÃO	715C	1034	S 1050-Y40R
	PAPAIA	166C	2012	S 1070-Y70R
	LARANJA	1525C	2010	S 2070-Y60R
	ENCARNADO	485C 2X	3020	S 1080-Y90R
	SANGUE DE BOI	504C	3005	S 6030-R10B
	ROSA CLARA	701C	3015	S 2030-R10B
	ROSA VELHO	702C	3014	S 2050-R10B
	BERINGELA	5185C	4007	S 7020-R10B
	TEMPESTADE	533C	5013	S 6020-R70B
	ALFAZEMA	5285C	5014	S 4020-R70B
	ÍNDIGO	2726C	5002	S 3060-R70B
	SAFIRA	280C	5002	S 5040-R70B
	TEJO	5415C	5023	S 5020-B30G
	CELESTE	318C	6034	S 1030-B10G
	TURQUESA	562C	5021	S 3040-B50G
	LAGOA	569C	6033	S 4040-B50G
	PETRÓLEO	5473C	5009	S 5030-B30G
	ESMERALDA	346C	6019	S 2040-G10Y
	VERDE ÁGUA	577C	6019	S 1030-G30Y
	VERDE GARRAFA	3435C	6020	S 7020-G10Y
	KIWI	5777C	6025	S 2040-G70Y
	MENTA	575C	6010	S 4050-G30Y
	BOSQUE	350C	6002	S 6030-G10Y
	AMARELO	1235C	1003	S 1080-Y10R
	ALFACE	383C	6018	S 1060-G50Y
	VERDE NEGRO	3308C	6012	S 8010-B70G

COLOUR PALETTE

COLOUR	ALELUIA CERÂMICAS	PANTONE	RAL	NCS
	ÁRTICO	5455C	6034	S 0907-B80G
	NÓRDICO	5425C	5014	S 4020-R90B
	ATLÂNTICO	5405C		S 6020-B30G
	PÉROLA	4545C	9010	S 0505-Y
	CREME	4755C	9001	S 0907-Y70R
	MARFIM	WARM GRAY 1C	1013	S 0804-Y50R
	AREIA	460C	1000	S 1020-Y
	PAPIRO	1215C	1014	S 1030-Y
	CAMOMILA	122C	1012	S 1040-Y
	CINZA CLARO	422C	7038	S 2502-Y
	CINZA ESCURO	445C	7043	S 7502-B
	BRANCO		9016	S 0300-N
	CAMURÇA	730C	1011	S 3030-Y20R
	CAMELO	466C	1014	S 1515-Y20R
	BEGE	155C	1015	S 1010-Y30R
	CACAU	440C	8019	S 8010-Y90R
	CASTANHO	470C	8004	S 5040-Y50R
	ÂMBAR	139C	8001	S 2050-Y20R
	PRETO	BLACK 6 C 2X	8022	S 9000-N
	MARINHO	2768C	5013	S 6030-R70B
	COBALTO	2767C	5011	S 7020-R70B

THE COLOUR CORRESPONDENCES WERE MADE BY APPROXIMATION, AND ARE THEREFORE MERELY INDICATIVE. AS CORRESPONDÊNCIAS DE CORES APRESENTADAS FORAM FEITAS POR APROXIMAÇÃO, LOGO SÃO MERAMENTE INDICATIVAS. LA CORRESPONDANCE DES COULEURS PRÉSENTÉES SONT FAITES PAR PROXIMITÉ, DONC CE SONT DES COULEURS INDICATIFS. DIE FARBENTSPRECHUNGEN WURDEN DURCH ANGLEICHUNG GEMACHT. DIESE DIENEN LEDIGLICH ZU INFORMATIONSZWECKEN. LAS CORRESPONDENCIAS DE COLOR PRESENTADAS FUERAN HECHAS POR APROXIMACIÓN, ASÍ QUE SON MERAMENTE INDICATIVAS. СООТВЕТСТВИЕ ЦВЕТА ИМЕЕТ ТОЛЬКО ОРИЕНТИРОВОЧНЫЙ ХАРАКТЕР.



15x15cm / 5.9"x5.9"



SIZES (CM)	PIECES / BOX	SQM / BOX	WEIGHT / BOX	BOX / PALLET	SQM / PALLET	WEIGHT / PALLET
Dimensão - Format Maße - Formato Размеры	Peças / Caixa - Pièces / Boîte Stück / Karton - Piezas / Caja Штуки / Коробка	M ² / Caixa - M ² / Boîte M ² / Karton - M ² / Caja Кв.м / Коробка	Peso / Caixa - Poids / Boîte Gewicht / Karton - Peso / Caja Вес / Коробка	Caixa / Paleta - Boîte / Palette Kartons / Palette - Caja / Pallet Коробок / Поддон	M ² / Palette - M ² / Palette M ² / Palette - M ² / Pallet Кв.м / Поддон	Peso / Paleta - Poids / Palette Gewicht / Palette - Peso / Pallet Вес / Поддон
15x15x1	14	0.180	3.32	-	-	-



ARABESQUE ÂMBAR 15X15 CM ARB3600



ARABESQUE

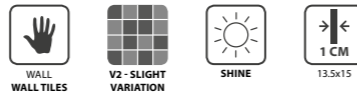
A classic pattern for unique spaces.

Um padrão clássico para espaços singulares.
 Un motif classique pour des espaces uniques.
 Ein klassisches Muster für einzigartige Räume.
 Un patrón clásico para espacios singulares.
 Классический узор для оригинальных пространств.

ARABESQUE CINZA CLARO 15X15 CM ARB6400

SCALES

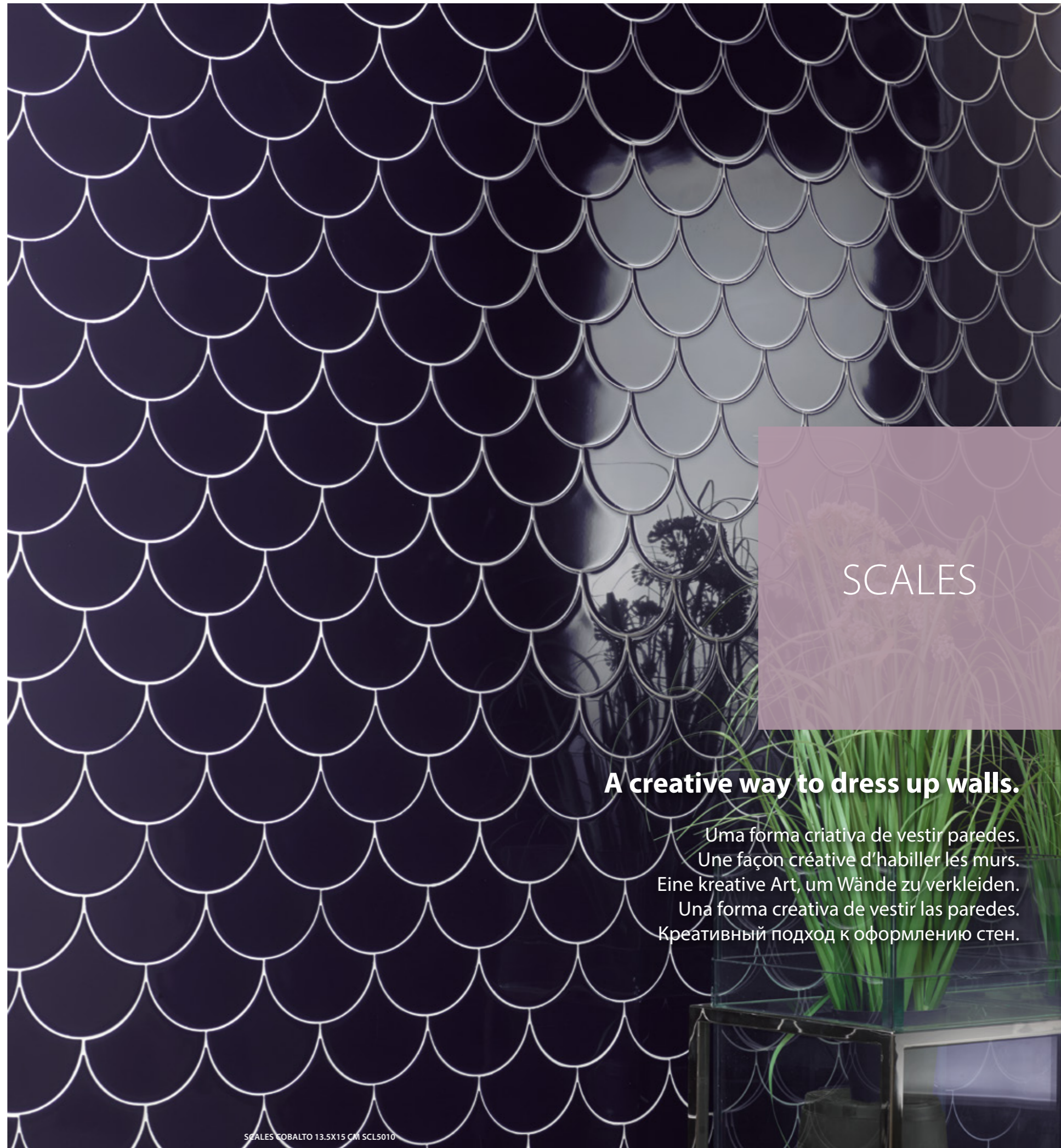
13.5x15cm / 5.3"x5.9"



SIZES (CM)	PIECES / BOX	SQM / BOX	WEIGHT / BOX	BOX / PALLET	SQM / PALLET	WEIGHT / PALLET
Dimensão - Format Maße - Format Размеры	Peças / Caixa - Pièces / Boîte Stück / Karton - Piezas / Caja Штук / Коробка	M ² / Caixa - M ² / Boîte M ² / Karton - M ² / Caja Кв.м / Коробка	Peso / Caixa - Poids / Boîte Gewicht / Karton - Peso / Caja Вес / Коробка	Caixa / Paleta - Boîte / Palette Kartons / Palette - Caja / Pallet Коробок / Поддон	M ² / Palette - M ² / Palette M ² / Palette - M ² / Pallet Кв.м / Поддон	Peso / Paleta - Poids / Palette Gewicht / Palette - Peso / Pallet Вес / Поддон
13.5x15x1	14	0.154	2.60	-	-	-



SCALES ÁRTICO 13.5X15 CM SCL5910
SCALES NÓRDICO 13.5X15 CM SCL6410
SCALES ATLÂNTICO 13.5X15 CM SCL5620




SCALES

A creative way to dress up walls.

Uma forma criativa de vestir paredes.
Une façon créative d'habiller les murs.
Eine kreative Art, um Wände zu verkleiden.
Una forma creativa de vestir las paredes.
Креативный подход к оформлению стен.

SCALES COBALTO 13.5X15 CM SCL5010



URBAN

The combination of colours that brings an original project to life.

A união das cores que dá vida a um projeto original.
L'Union des couleurs qui donne vie à une conception unique.
Die Kombination von Farben, die ein originell Projekt zum Leben erweckt.
La unión de los colores que da vida a un diseño único.
Комбинация цветов, которая позволяет создавать оригинальные интерьеры.

WALL:
URBAN BEGE 20X20 CM SHINE G02
URBAN AZUL COBALTO 20X20 CM SHINE H04
URBAN AZUL ARDÓSIA 20X20 CM SHINE H36
URBAN AZUL CLARO 20X20 CM SHINE H03

FLOOR:
URBAN BEGE 20X20 CM PH39



WALL / WALL TILES
 Revestimento - Revêtements
 Wandfliesen - Revestimiento - Настенная Плитка

20x20cm / 7.9"x7.9"

BRANCO	BEGE	AMARELO	AZUL CLARO	AZUL COBALTO	AZUL
ROSA	BORDEAUX	MOKA	CINZA CLARO	CINZA ESCURO	PRETO
VERMELHO	CHAMPAGNE	BEGE ESCURO	MEL	AMARELO TORRADO	LARANJA
CASTANHO	CHOCOLATE	VERDE	VERDE LIMA	VERDE FLORESTA	VERDE ESCURO
LILÁS	ROXO	AZUL GELO	AZUL ARDÓSIA		



WALL & FLOOR / GLAZED TILES
 Revestimento e Pavimento / Pavimento em Grés - Revêtements & Carreaux de Sol / Sol en Grés
 Wand & Boden / Bodenfliesen aus Steinzeug - Revestimiento y Pavimento / Pavimento en Gres
 Настенная плитка и Плитка для пола / Глазурованная плитка для пола

20x20cm / 7.9"x7.9"

AZUL COBALTO	ROSA	BORDEAUX	MOKA	CINZA CLARO	CINZA ESCURO
BEGE ESCURO	BRANCO	PRETO	VERMELHO	AZUL GELO	BEGE

20x20cm / 7.9"x7.9"

20x20cm / 7.9"x7.9"

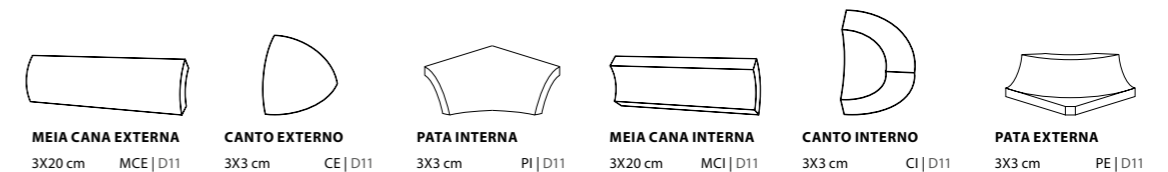


BACK WALL:
URBAN CINZA CLARO 20X20 CM SHINE H09

FLOOR:
URBAN MOKA 20X20 CM PH08

PRETO 20x20x0.65 cm H13 C9	MOKA 20x20x0.65 cm H08 C9	AZUL COBALTO 20x20x0.65 cm H04 C9	AZUL ARDÓSIA 20x20x0.65 cm H36 C9	CHOCOLATE 20x20x0.65 cm H22 C4	CASTANHO 20x20x0.65 cm H21 C4	VERMELHO 20x20x0.65 cm H15 C15	LARANJA 20x20x0.65 cm H20 C9
CINZA ESCURO 20x20x0.65 cm H10 C4	CINZA CLARO 20x20x0.65 cm H09 C4	AZUL 20x20x0.65 cm H05 C4	AZUL CLARO 20x20x0.65 cm H03 C4	MEL 20x20x0.65 cm H18 C4	BEGE ESCURO 20x20x0.65 cm H17 C4	AMARELO TORRADO 20x20x0.65 cm H19 C9	AMARELO 20x20x0.65 cm G08 C9
BORDEAUX 20x20x0.65 cm H07 C9	ROXO 20x20x0.65 cm H28 C9	VERDE ESCURO 20x20x0.65 cm H26 C9	VERDE FLORESTA 20x20x0.65 cm H25 C4	CHAMPAGNE 20x20x0.65 cm H16 C4	BEGE 20x20x0.65 cm G02 C4	AZUL GELO 20x20x0.65 cm H35 C4	BRANCO 20x20x0.65 cm G01 C0
LILÁS 20x20x0.65 cm H27 C9	ROSA 20x20x0.65 cm H06 C4	VERDE 20x20x0.65 cm H23 C9	VERDE LIMA 20x20x0.65 cm H24 C4				
CINZA ESCURO 20x20x0.65 cm MH10 C4	CINZA CLARO 20x20x0.65 cm MH09 C4	AZUL CLARO 20x20x0.65 cm MH03 C4	VERDE LIMA 20x20x0.65 cm MH24 C4	CHAMPAGNE 20x20x0.65 cm MH16 C4	BEGE 20x20x0.65 cm MG02 C4	AZUL GELO 20x20x0.65 cm MH35 C4	BRANCO 20x20x0.65 cm MG01 C0
ROXO 20x20x0.65 cm MH28 C9	VERMELHO 20x20x0.65 cm MH15 C15	CASTANHO 20x20x0.65 cm MH21 C4					

SPECIAL PIECES . PEÇAS ESPECIAIS . PIÈCES SPÉCIALES . FORMTEILE . PIEZAS ESPECIALES . СПЕЦИАЛЬНЫЕ ЭЛЕМЕНТЫ



20x20cm / 7.9"x7.9"

20x20cm / 7.9"x7.9"



SIZES (CM)	PIECES / BOX	SQM / BOX	WEIGHT / BOX	BOX / PALLET	SQM / PALLET	WEIGHT / PALLET
Dimensão . Format Maße . Formato Размеры	Peças / Caixa . Pièces / Boîte Stück / Karton . Piezas / Caja Штук / Коробка	M² / Caixa . M² / Boîte M² / Karton . M² / Caja Кв.м / Коробка	Peso / Caixa . Poids / Boîte Gewicht / Karton . Peso / Caja Вес / Коробка	Caixa / Paleta . Boîte / Palette Kartons / Palette . Caja / Pallet Коробок / Поддон	M² / Paleta . M² / Palette M² / Karton . M² / Pallet Кв.м / Поддон	Peso / Paleta . Poids / Palette Gewicht / Palette . Peso / Pallet Вес / Поддон
20x20x0.65 (Wall Tiles)	25	1.000	10.60	96	96.000	1038
20x20x0.65 (Floor Tiles)	25	1.000	13.70	72	72.000	1006

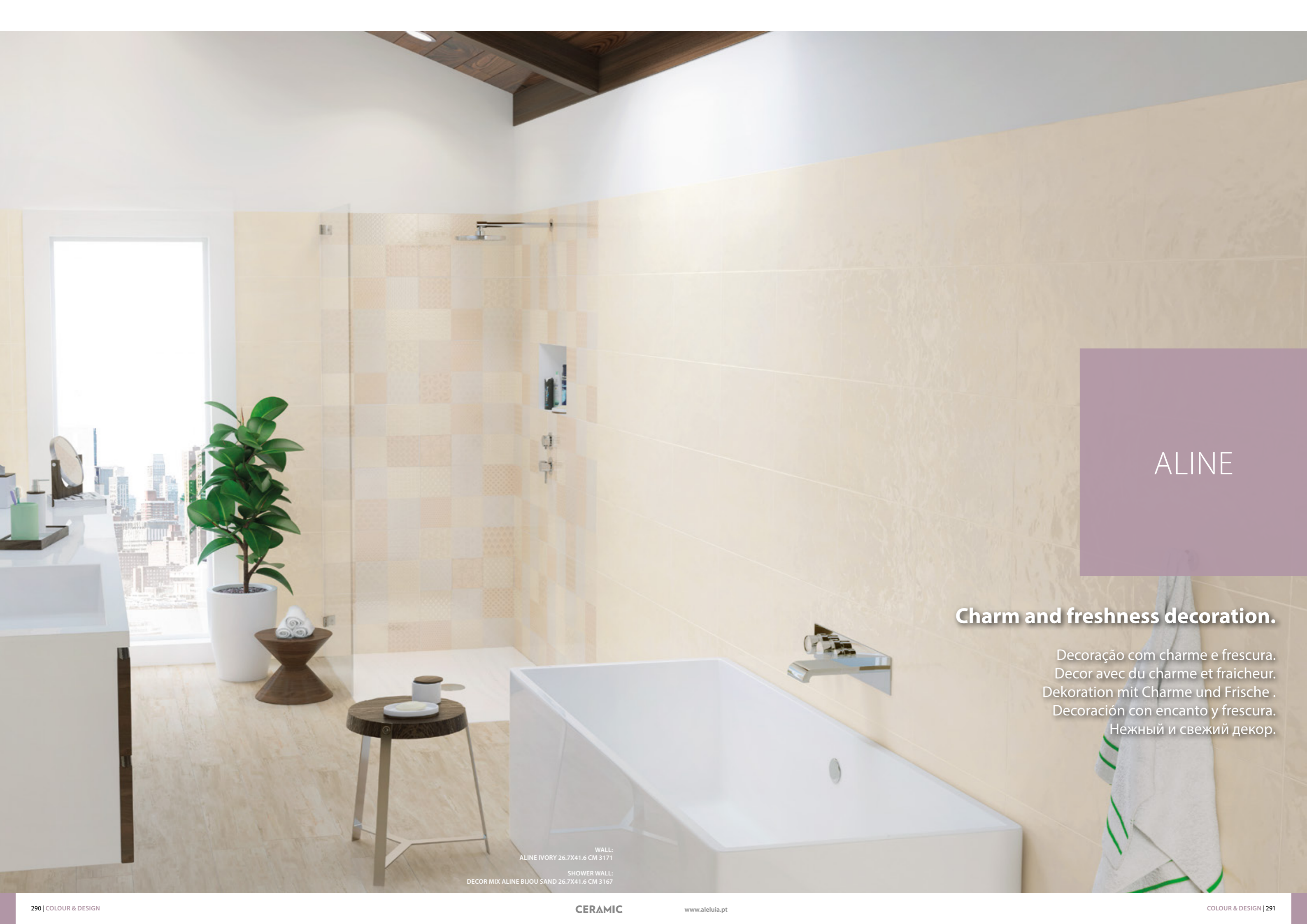


FLOOR:
URBAN MOKA 20X20 CM PH08

COLOUR PALETTE

COLOUR	REF	ALELUIA CERÂMICAS	PANTONE	RAL	NCS
	H13 PH24	PRETO	BLACK 5C 2X 433C	8022 9004	S 9000-N
	H08 PH08	MOKA	438C	8017 8016	S 8005-Y80R
	H10 PH10 . MH10	CINZA ESCURO	COOL GRAY 7C	7036 7004	S 4502-Y S 4000-N
	H09 PH09 . MH09	CINZA CLARO	COOL GRAY 3C	7047	S 1502-R50B S 2000-N
	H04 PH04	AZUL COBALTO	2757C 281C	5022	S 6030-R70B
	H36	AZUL ARDOSIA	653C	5000	S 3060-R80B
	H05	AZUL	652C	5014	S 3030-R80B
	H03 MH03	AZUL CLARO	650C 657C	5024	S 2020-R90B S 1030-R80B
	H07 PH07	BORDEAUX	195C 209C	3005	S 5040-R10B S 4050-R10B
	H28 MH28	ROXO	519C	4001	S 4040-R50B
	H27	LILAS	521C 5145C	4001	S 3030-R50B
	H06 PH06	ROSA	489C	3015	S 1010-Y60R S 0907-Y70R
	H26	VERDE ESCURO	3305C	6004	S 6030-B70G
	H25	VERDE FLORESTA	357C 3425C	6000	S 5040-G10Y
	H23	VERDE	364C	6010	S 4050-G30Y
	H24 MH24	VERDE LIMA	363C	6017	S 2070-G30Y
	H22	CHOCOLATE	168C	8002	S 7020-Y50R S 6020-Y70R
	H21 MH21	CASTANHO	154C	8003	S 5040-Y50R S 5040-Y30R
	H18	MEL	145C 153C	8023	S 2050-Y30R S 3050-Y30R
	H17 PH17	BEGE ESCURO	727C	1001	S 2020-Y30R
	H15 PH25 . MH15	VERMELHO	485C 2X 186C	3020 3018	S 1080-Y90R
	H20	LARANJA	144C	2000	S 1070-Y40R
	H19	AMARELO TORRADO	137C	1033 1034	S 1070-Y30R
	G08	AMARELO	143C	1017	S 1060-Y20R
	H16 MH16	CHAMPAGNE	4545C	1015	S 0907-Y10R
	G02 PH39 . MG02	BEGE	WARM GRAY 1C	1013	S 0505-Y10R S 0804-Y10R
	H35 PH35 . MH35	AZUL GELO	5455C	7035	S 1005-B50G
	G01 PH21 . MG01	BRANCO		9016	S 0300-N

THE COLOUR CORRESPONDENCES WERE MADE BY APPROXIMATION, AND ARE THEREFORE MERELY INDICATIVE. AS CORRESPONDÊNCIAS DE CORES APRESENTADAS FORAM FEITAS POR APROXIMAÇÃO, LOGO SÃO MERAMENTE INDICATIVAS. LA CORRESPONDANCE DES COULEURS PRÉSENTÉES SONT FAITES PAR PROXIMITÉ, DONC CE SONT DES COULEURS INDICATIFS. DIE FARBENTSPRECHUNGEN WURDEN DURCH ANGLEICHUNG GEMACHT. DIESE DIENEN LEDIGLICH ZU INFORMATIONSZWECKEN. LAS CORRESPONDENCIAS DE COLOR PRESENTADAS FUERAN HECHAS POR APROXIMACIÓN, ASÍ QUE SON MERAMENTE INDICATIVAS. СООТВЕТСТВИЕ ЦВЕТА ИМЕЕТ ТОЛЬКО ОРИЕНТИРОВОЧНЫЙ ХАРАКТЕР.



ALINE

Charm and freshness decoration.

Decoração com charme e frescura.
Decor avec du charme et fraîcheur.
Dekoration mit Charme und Frische.
Decoración con encanto y frescura.
Нежный и свежий декор.

WALL:
ALINE IVORY 26.7X41.6 CM 3171
SHOWER WALL:
DECOR MIX ALINE BIJOU SAND 26.7X41.6 CM 3167



ALINE PEARL 26.7X41.6 CM 3170
 DECOR BIJOU ALINE PEARL 26.7X41.6 CM 3180

 **WALL / WALL TILES**
 Revestimento . Revêtements
 Wandfliesen . Revestimiento . Настенная Плитка

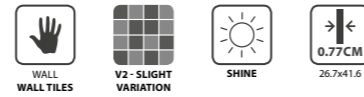
27x42cm / 10.6"x16.5"

- | | | | | | |
|---|---|---|---|---|---|
|  |  |  |  |  |  |
| PEARL | IVORY | VISION | MOON | MILKY BLUE | MILKY ROSE |



ALINE PEARL 26.7X41.6 CM 3170
 DECOR MIX ALINE BIJOU MARINA 26.7X41.6 CM 3169

27x42cm / 10.6"x16.5"



PEARL
26.7x41.6x0.77 cm 3170 | C7



IVORY
26.7x41.6x0.77 cm 3171 | C7



VISION
26.7x41.6x0.77 cm 3173 | C7



MOON
26.7x41.6x0.77 cm 3172 | C7



MILKY BLUE
26.7x41.6x0.77 cm 3174 | C7



MILKY ROSE
26.7x41.6x0.77 cm 3175 | C7



DECOR BIJOU PEARL
26.7x41.6x0.77 cm 3180^(A) | C8



DECOR BIJOU IVORY
26.7x41.6x0.77 cm 3181^(A) | C8



DECOR BIJOU VISION
26.7x41.6x0.77 cm 3183^(A) | C8



DECOR BIJOU MOON
26.7x41.6x0.77 cm 3182^(A) | C8



DECOR BIJOU MILKY BLUE
26.7x41.6x0.77 cm 3184^(A) | C8




DECOR BIJOU MILKY ROSE
26.7x41.6x0.77 cm 3185^(A) | C8



DECOR MIX BIJOU SAND
26.7x41.6x0.77 cm 3167^(A) | C9



DECOR MIX BIJOU MARINA
26.7x41.6x0.77 cm 3169^(A) | C9



DECOR MIX BIJOU NÁCAR
26.7x41.6x0.77 cm 3168^(A) | C9

^(A) RANDOM DRAWING . DESENHO ALEATÓRIO . DISEÑO ALEATORIO . DESSIN ALÉATOIRE . WECHSELNDES DESIGN . ЖЕРЕБЬЕВКИ

SIZES (CM)	PIECES / BOX	SQM / BOX	WEIGHT / BOX	BOX / PALLET	SQM / PALLET	WEIGHT / PALLET
Dimensão . Format Maße . Formato Размеры	Peças / Caixa . Pièces / Boîte Stück / Karton . Piezas / Caja Штук / Коробка	M ² / Caixa . M ² / Boîte M ² / Karton . M ² / Caja Кв.м / Коробка	Peso / Caixa . Poids / Boîte Gewicht / Karton . Peso / Caja Вес / Коробка	Caixa / Paleta . Boîte / Palette Kartons / Palette . Caja / Pallet Коробок / Поддон	M ² / Paleta . M ² / Palette M ² / Palette . M ² / Pallet Кв.м / Поддон	Peso / Paleta . Poids / Palette Gewicht / Palette . Peso / Pallet Вес / Поддон
26.7x41.6x0.77	9	1.000	13.13	78	78.000	1044



ALINE PEARL 26.7X41.6 CM 3170
DECOR BIJOU ALINE PEARL 26.7X41.6 CM 3180




DECOR MIX ALINE BIJOU SAND 26.7X41.6 CM 3167



27x42cm / 10.6"x16.5"



DECOR DÊLICAT SAND
26.7x41.6x0.77 cm 3176^(A) | C9




DECOR DÊLICAT MARINA
26.7x41.6x0.77 cm 3177^(A) | C9



FAIXA DÊLICAT SAND (PIECE)
5x41.6x0.77 cm F2740^(A) | D7



FAIXA DÊLICAT MARINA (PIECE)
5x41.6x0.77 cm F2741^(A) | D7



MOSAIC DÊLICAT ALINE SAND (2.5X2.5 CM) (PIECE)
29.5x29.5x0.77 cm DC729^(A) | D19



MOSAIC DÊLICAT ALINE MARINA (2.5X2.5 CM) (PIECE)
29.5x29.5x0.77 cm DC730^(A) | D19

^(A) RANDOM DRAWING . DESENHO ALEATÓRIO . DISEÑO ALEATORIO . DESSIN ALÉATOIRE . WECHSELNDES DESIGN . ЖЕРЕБЪЕВКИ



FLOOR SUGGESTION


SUGESTÃO DE PAVIMENTO . SUGGESTION DE CARREAUX DE SOL . DAZU PASSENDE BODENFLIESEN . SUGESTIÓN DE PAVIMENTO . ПРЕДЛОЖЕНИЯ ДЛЯ ПОЛА




BOSCO NOCE
(116)



BOSCO CASTAGNO
(116)




BOSCO NEBBIA
(116)



BOSCO GRIGIO
(116)

FRONT WALL:
ALINE IVORY 26.7X41.6 CM 3171
DECOR DÊLICAT ALINE SAND 26.7X41.6 CM 3176
BACK WALL:
MOSAIC DÊLICAT ALINE SAND 29.5X29.5 CM DC729



BOARD

Modern sophistication of a retro trend.

Moderna sofisticação de uma tendência retro.
Sophistication moderne d'une tendance rétro.
Moderne Raffinesse eines Retro-Trend.
Sofisticación moderna de una tendencia retra.
Современная утонченность в современных тенденциях.

WALL:
BOARD LIGHT GREY 30X90 CM RET. R931R
DECOR BOREAL 30X90 CM RET. R940R
FLOOR:
PLAN STONE 59.2X59.2 CM RET. NATURAL PT46R



BOARD DARK GREY 29.5X59.2 CM RET. R867R
 DECOR PATCHBOARD DARK GREY 29.5X59.2 CM RET. R881R

WALL / WALL TILES
 Revestimento . Revêtements
 Wandfliesen . Revestimiento . Настенная Плитка

30x90cm / 11.8"x35.4"
 30x60cm / 11.8"x23.6"




WALL:
 BOARD ANTHRACITE 30X90 CM RET. R933R

FLOOR:
 PLAN ALUMINIUM 59.2X59.2 CM RET. NATURAL PT41R

30x90cm / 11.8"x35.4"
30x60cm / 11.8"x23.6"



BOARD CREAM 30X90 CM RET. R930R
DECOR PATCHBOARD CREAM 30X90 CM RET. R943R



CREAM

30x90x1.17 cm ret.
29.5x59.2x0.85 cm ret.
30x60x0.85 cm


R930R | C27
R865R | C21
R865 | C13



LIGHT GREY

30x90x1.17 cm ret.
29.5x59.2x0.85 cm ret.
30x60x0.85 cm

R931R | C27
R866R | C21
R866 | C13



DARK GREY

30x90x1.17 cm ret.
29.5x59.2x0.85 cm ret.
30x60x0.85 cm


R932R | C27
R867R | C21
R867 | C13



ANTHRACITE

30x90x1.17 cm ret.
29.5x59.2x0.85 cm ret.
30x60x0.85 cm


R933R | C27
R868R | C21
R868 | C13




TEAL

30x90x1.17 cm ret.
29.5x59.2x0.85 cm ret.
30x60x0.85 cm

R934R | C27
R869R | C21
R869 | C13



BOARD DARK GREY 29.5X59.2 CM RET. R867R
DECOR PATCHBOARD DARK GREY 29.5X59.2 CM RET. R881R




DECOR PATCHBOARD CREAM

30x90x1.17 cm ret.
29.5x59.2x0.85 cm ret.
30x60x0.85 cm

R943R^(A) | C30
R880R^(A) | C23
R880^(A) | C16

m²




DECOR PATCHBOARD DARK GREY

30x90x1.17 cm ret.
29.5x59.2x0.85 cm ret.
30x60x0.85 cm

R944R^(A) | C30
R881R^(A) | C23
R881^(A) | C16

m²



^(A) THE PATCHBOARD DECORATION CONSISTS IN A SET OF 10 DIFFERENT PIECES. IN EACH BOX THE COMBINATION OF PIECES IS COMPLETELY RANDOM. A DECORAÇÃO PATCHBOARD É COMPOSTA POR UM CONJUNTO DE 10 PEÇAS DIFERENTES. EM CADA CAIXA A COMBINAÇÃO DE PEÇAS É TOTALMENTE ALEATÓRIA. LA DÉCORATION PATCHBOARD SE COMPOSE D'UN ENSEMBLE DE 10 PIÈCES DIFFÉRENTES. DANS CHAQUE BOÎTE, LA COMBINAISON DES PIÈCES EST TOTALEMENT ALÉATOIRE. DIE PATCHBOARD DEKORATION BESTEHT AUS EINER GRUPPE VON 10 VERSCHIEDENEN TEILEN. IN JEDEM KARTON IST DIE KOMBINATION VÖLLIG ZUFÄLLIG. LA DECORACIÓN PATCHBOARD CONSISTE EN UN CONJUNTO DE 10 PIEZAS DIFERENTES. EN CADA CAJA LA COMBINACIÓN DE PIEZAS ES TOTALMENTE ALEATORIA.

30x90cm / 11.8"x35.4"
30x60cm / 11.8"x23.6"

30x90cm / 11.8"x35.4"
30x60cm / 11.8"x23.6"



BOARD JAZZ CREAM
30x90x1.17 cm ret.
29.5x59.2x0.85 cm ret.
30x60x0.85 cm

R935R | C29
R875R | C22
R875 | C15



BOARD JAZZ LIGHT GREY
30x90x1.17 cm ret.
29.5x59.2x0.85 cm ret.
30x60x0.85 cm

R936R | C29
R876R | C22
R876 | C15



BOARD JAZZ DARK GREY
30x90x1.17 cm ret.
29.5x59.2x0.85 cm ret.
30x60x0.85 cm

R937R | C29
R877R | C22
R877 | C15



BOARD JAZZ ANTHRACITE
30x90x1.17 cm ret.
29.5x59.2x0.85 cm ret.
30x60x0.85 cm

R938R | C29
R878R | C22
R878 | C15




BOARD JAZZ TEAL
30x90x1.17 cm ret.
29.5x59.2x0.85 cm ret.
30x60x0.85 cm

R939R | C29
R879R | C22
R879 | C15



DECOR GEO TEAL
30x90x1.17 cm ret.
29.5x59.2x0.85 cm ret.
30x60x0.85 cm

R941R^(A) | C29
R882R^(A) | C22
R882^(A) | C15



DECOR GEO GREY
30x90x1.17 cm ret.
29.5x59.2x0.85 cm ret.
30x60x0.85 cm

R942R^(A) | C29
R883R^(A) | C22
R883^(A) | C15



DECOR BOREAL
30x90x1.17 cm ret.
29.5x59.2x0.85 cm ret.
30x60x0.85 cm

R940R^(A) | C29
R859R^(A) | C22
R859^(A) | C15

^(A) RANDOM DRAWING . DESENHO ALEATORIO . DISEÑO ALEATORIO
DESSIN ALÉATOIRE . WECHSELNDES DESIGN . ЖЕРЕБЬЕВКИ



WALL:
BOARD DARK GREY 30X90 CM RET. R932R
DECOR BOARD GEO 30X90 CM RET. R941R

FLOOR:
PLAN ALUMINIUM 59.2X59.2 CM RET. NATURAL PT41R



BOARD JAZZ LIGHT GREY 30X90 CM RET. R936R



FLOOR SUGGESTION

SUGESTÃO DE PAVIMENTO . SUGGESTION DE CARREAUX DE SOL . DAZU PASSENDE BODENFLIESEN . SUGESTIÓ DE PAVIMENTO . ПРЕДЛОЖЕНИЯ ДЛЯ ПОЛА



SIZES (CM) Dimensão . Format Maße . Formato Размеры	PIECES / BOX Peças / Caixa . Pièces / Boîte Stück / Karton . Piezas / Caja Штук / Коробка	SQM / BOX M² / Caixa . M² / Boîte M² / Karton . M² / Caja Кв.м / Коробка	WEIGHT / BOX Peso / Caixa . Poids / Boîte Gewicht / Karton . Peso / Caja Вес / Коробка	BOX / PALLET Caixa / Paleta . Boîte / Palette Kartons / Palette . Caja / Pallet Коробок / Поддон	SQM / PALLET M² / Paleta . M² / Palette M² / Palette . M² / Pallet Кв.м / Поддон	WEIGHT / PALLET Peso / Paleta . Poids / Palette Gewicht / Palette . Peso / Pallet Gewicht / Palette . Peso / Pallet Вес / Поддон
30x90x1.17 ret.	4	1.080	21.32	20	21.600	446
29.5x59.2x0.85 ret.	8	1.400	19.81	32	44.800	654
30x60x0.85	8	1.460	20.63	32	46.720	680



CLOUD

Light and pure nuances that recreate engaging atmospheres.

Nuances leves e puras que recriam atmosferas envolventes.
Nuances légères et pures qui recréent l'atmosphère environnante.
Ebene und reine Nuancen, die eingreifenden Atmosphären schaffen.
Tonos claros y puros que recrean atmósferas circundantes.
Светлые и чистые нюансы, которые создают привлекательную атмосферу.

RIGHT WALL:
CLOUD TAUPE 30X90 CM RET. R3111R
DECOR HORIZON CLOUD TAUPE 30X90 CM RET. R3127R

LEFT WALL:
CLOUD TAUPE 30X90 CM RET. R3111R


FLOOR:
KREA CAMEL 59.2X59.2 CM RET. P6011R



LEFT WALL:
CLOUD WHITE 30X90 CM RET. R3109R

FRONT WALL:
DECOR CRYSTAL CLOUD GREY 30X90 CM RET. R3125R

FLOOR:
KREA GRAPHITE 59.2X59.2 CM RET. P6013R

 **WALL / WALL TILES**
Revestimento . Revêtements
Wandfliesen . Revestimiento . Настенная Плитка

30x90cm / 11.8"x35.4"



DECOR HORIZON CLOUD GREY 30X90 CM RET. R3128R



WALL:
DECOR HORIZON CLOUD GREY 30X90 CM RET. R3128R

FLOOR:
KREA GRAPHITE 59.2X59.2 CM RET. P6013R




30x90cm / 11.8"x35.4"



WHITE

30x90x1.17 cm ret.

R3109R | C26



IVORY

30x90x1.17 cm ret.


R3110R | C26



GREY

30x90x1.17 cm ret.

R3112R | C26



TAUPE

30x90x1.17 cm ret.

R3111R | C26



RED

30x90x1.17 cm ret.

R3113R | C27



FAIXA METAL SILVER (PIECE)

2.31x90x1.17 cm


F3901 | D22



FAIXA METAL GOLD (PIECE)

2.31x90x1.17 cm

F3900 | D22



DECOR HORIZON GREY

30x90x1.17 cm ret.


R3128R | C26



DECOR HORIZON TAUPE

30x90x1.17 cm ret.

R3127R | C26



DECOR HORIZON RED

30x90x1.17 cm ret.

R3126R | C28

SIZES (CM)	PIECES / BOX	SQM / BOX	WEIGHT / BOX	BOX / PALLET	SQM / PALLET	WEIGHT / PALLET
Dimensão . Format Maße . Formato Размеры	Peças / Caixa . Pièces / Boîte Stück / Karton . Piezas / Caja Штук / Коробка	M ² / Caixa . M ² / Boîte M ² / Karton . M ² / Caja Кв.м / Коробка	Peso / Caixa . Poids / Boîte Gewicht / Karton . Peso / Caja Вес / Коробка	Caixa / Paleta . Boîte / Palette Kartons / Palette . Caja / Pallet Коробок / Поддон	M ² / Paleta . M ² / Palette M ² / Karton . M ² / Pallet Кв.м / Поддон	Peso / Paleta . Poids / Palette Gewicht / Palette . Peso / Pallet Вес / Поддон
30x90x1.17 ret.	4	1.080	21.32	20	21.600	446



CLOUD WHITE 30X90 CM RET. R3109R
DECOR CRYSTAL CLOUD GREY 30X90 CM RET. R3125R



CLOUD WHITE 30X90 CM RET. R3109R
MOSAIC STRIP CLOUD RED 30X30 CM D3105




CLOUD


30x90cm / 11.8"x35.4"




DECOR CRYSTAL GREY
30x90x1.17 cm ret.




DECOR CRYSTAL TAUPE
30x90x1.17 cm ret.




MOSAIC CLOUD WHITE
(1.81X1.81 CM) (PIECE)
30x30x1.17 cm D3107(A) | D36




MOSAIC CLOUD IVORY
(1.81X1.81 CM) (PIECE)
30x30x1.17 cm D3108(A) | D36




MOSAIC CLOUD TAUPE
(1.81X1.81 CM) (PIECE)
30x30x1.17 cm D3109(A) | D36



MOSAIC CLOUD GREY
(1.81X1.81 CM) (PIECE)
30x30x1.17 cm D3110(A) | D36




MOSAIC CLOUD RED
(1.81X1.81 CM) (PIECE)
30x30x1.17 cm D3111(A) | D36



MOSAIC STRIP CLOUD RED
(1.81X1.81 CM) (PIECE)
30x30x1.17 cm D3105 | D36

(A) RANDOM DRAWING . DESENHO ALEATORIO . DISEÑO ALEATORIO . DESSIN ALÉATOIRE . WECHSELNDES DESIGN . ЖЕРЕБЬЕВКИ




FLOOR SUGGESTION

SUGESTÃO DE PAVIMENTO . SUGGESTION DE CARREAUX DE SOL . DAZU PASSENDE BODENFLIESEN . SUGESTIÓN DE PAVIMENTO . ПРЕДЛОЖЕНИЯ ДЛЯ ПОЛА



KREA WHITE
(88)



KREA BEIGE
(88)



KREA CAMEL
(88)




KREA GREY
(88)




KREA GRAPHITE
(88)



KREA BLACK
(88)



PORTLAND SAND
(74)




PORTLAND CAMEL
(74)



PORTLAND SILVER
(74)



PORTLAND MINERAL
(74)



PORTLAND BLACK
(74)

DUNE


Revitalizing moments in relaxing spaces.

Momentos revitalizantes em espaços relaxantes.
Moments revitalisant dans espaces relaxants.
Belebende Momente in entspannende Räume.
Momentos revitalizantes en relajantes espacios.
Создание спокойного гармоничного пространства.

WALL:
DUNE WHITE 30X90 CM RET. R3140R

FLOOR:
LODGE CHARCOAL PINE 22.05X90 CM P9073C5
LODGE CHARCOAL PINE 14.5X90 CM P9073C4



 **WALL / WALL TILES**
 Revestimento . Revêtements
 Wandfliesen . Revestimiento . Настенная Плитка

30x90cm / 11.8"x35.4"

30x60cm / 11.8"x23.6"



WHITE



LIGHT GREIGE



DARK GREIGE

LEFT WALL:
 DUNE LIGHT GREIGE 30X90 CM RET. R3141R
 DECOR MIRAGE DUNE DARK GREIGE 30X90 CM RET. D9102R


RIGHT WALL:
 DUNE DARK GREIGE 30X90 CM RET. R3142R
 DECOR MIRAGE DUNE DARK GREIGE 30X90 CM RET. D9102R
 MOSAIC DUNE DARK GREIGE 29.5X29.5 CM DC727

FLOOR:
 PLAN ALUMINIUM 59.2X59.2 CM RET. NATURAL PT41R




DUNE LIGHT GREIGE 29.5X59.2 CM RET. R871R


30x90cm / 11.8"x35.4"
30x60cm / 11.8"x23.6"



WHITE
30x90x1.17 cm ret. R3140R | C27
29.5x59.2x0.85 cm ret. R870R | C21
30x60x0.85 cm R870 | C13




DARK GREIGE
30x90x1.17 cm ret. R3142R | C27
29.5x59.2x0.85 cm ret. R872R | C21
30x60x0.85 cm R872 | C13




DECOR MIRAGE WHITE (PIECE)
30x90x1.17 cm ret. D9100R | D31
29.5x59.2x0.85 cm ret. D3000R | D24
30x60x0.85 cm D3000 | D23



DECOR MIRAGE DARK GREIGE (PIECE)
30x90x1.17 cm ret. D9102R | D31
29.5x59.2x0.85 cm ret. D3002R | D24
30x60x0.85 cm D3002 | D23



LIGHT GREIGE
30x90x1.17 cm ret. R3141R | C27
29.5x59.2x0.85 cm ret. R871R | C21
30x60x0.85 cm R871 | C13



DECOR MIRAGE LIGHT GREIGE (PIECE)
30x90x1.17 cm ret. D9101R | D31
29.5x59.2x0.85 cm ret. D3001R | D24
30x60x0.85 cm D3001 | D23

30x90cm / 11.8"x35.4"
30x60cm / 11.8"x23.6"




FAIXA DUNE WHITE (PIECE)
5x90x1.17 cm F9100R | D15
4.7x59.2x0.85 cm F870R | D12
4.7x60x0.85 cm F870 | D11




FAIXA DUNE DARK GREIGE (PIECE)
5x90x1.17 cm F9102R | D15
4.7x59.2x0.85 cm F872R | D12
4.7x60x0.85 cm F872 | D11




FAIXA DUNE LIGHT GREIGE (PIECE)
5x90x1.17 cm F9101R | D15
4.7x59.2x0.85 cm F871R | D12
4.7x60x0.85 cm F871 | D11




MOSAIC DUNE WHITE
(2.5X2.5 cm) (PIECE)
29.5x29.5x0.85 cm DC725^(A) | D21



MOSAIC DUNE LIGHT GREIGE
(2.5X2.5 cm) (PIECE)
29.5x29.5x0.85 cm DC726^(A) | D21



MOSAIC DUNE DARK GREIGE
(2.5X2.5 cm) (PIECE)
29.5x29.5x0.85 cm DC727^(A) | D21



MOSAIC MIX DUNE
(2.5X2.5 cm) (PIECE)
29.5x29.5x0.85 cm DC728^(A) | D19

^(A) RANDOM DRAWING . DESENHO ALEATÓRIO . DESSIN ALÉATOIRE . WECHSELNDES DESIGN . DISEÑO ALEATORIO . ЖЕРЕБЪЕВКИ

SIZES (CM) Dimensão . Format Maße . Formato Размеры	PIECES / BOX Peças / Caixa . Pièces / Boîte Stück / Karton . Piezas / Caja Штук / Коробка	SQM / BOX M² / Caixa . M² / Boîte M² / Karton . M² / Caja Кв.м / Коробка	WEIGHT / BOX Peso / Caixa . Poids / Boîte Gewicht / Karton . Peso / Caja Вес / Коробка	BOX / PALLET Caixa / Paleta . Boîte / Palette Kartons / Palette . Caja / Pallet Коробок / Поддон	SQM / PALLET M² / Paleta . M² / Palette M² / Palette . M² / Pallet Кв.м / Поддон	WEIGHT / PALLET Peso / Paleta . Poids / Palette Gewicht / Palette . Peso / Pallet Вес / Поддон
30x90x1.17 ret.	4	1.080	21.32	20	21.600	446
29.5x59.2x0.85 ret.	8	1.400	19.81	32	44.800	654
30x60x0.85	8	1.460	20.63	32	46.720	680

SUGESTÃO DE PAVIMENTO . SUGGESTION DE CARREAUX DE SOL . DAZU PASSENDE BODENFLIESEN . SUGESTIÓN DE PAVIMENTO . ПРЕДЛОЖЕНИЯ ДЛЯ ПОЛА


FLOOR SUGGESTION



PLAN ALUMINIUM (380)



PLAN MINERAL (380)



PLAN STONE (380)



WALL:
DUNE LIGHT GREIGE 29.5X59.2 CM RET. R871 R

FLOOR:
PLAN STONE 59.2X59.2 CM RET. NATURAL PT46R



MASH

Spaces filled with emotion and glamour.

Espaços cheios de emoção e glamour.
Espaces pleins d'excitation et de glamour.
Räume gefüllt mit Emotionen und Glamour.
Espacios llenos de emoción y glamour.
Пространство, наполненное эмоциями и гламуром.

LEFT WALL:
MASH WINE 29.5X59.2 CM RET. R3648R
DECOR ORB MASH 29.5X59.2 CM RET. D3003R

RIGHT WALL:
FAIXA ORB MASH 5.7X59.2 CM F873R

FLOOR:
MASH WOOL 33.3X33.3 CM P382



RIGHT WALL:
 MASH WOOL 29.5X59.2 CM RET. R3643R
 MOSAIC MASH WOOL 32.7X32.7 CM DC522
 MASH CLAY 29.5X59.2 CM RET. R3646R

FLOOR:
 MASH CLAY 33.3X33.3 CM P384


WALL / WALL TILES
 Revestimento . Revêtements
 Wandfliesen . Revestimiento . Настенная Плитка

30x60cm / 11.8"x23.6"
 20x50cm / 7.9"x19.7"



WALL & FLOOR / GLAZED TILES
 Revestimento e Pavimento / Pavimento em Grés . Revêtements & Carreaux de Sol / Sol en Grés
 Wand & Boden / Bodenfliesen aus Steinzeug . Revestimiento y Pavimento / Pavimento en Gres
 Настенная плитка и Плитка для пола / Глазурованная плитка для пола

33x33cm / 13"x13"



MASH LAZULI 29.5X59.2 CM RET. R3645R



WALL:
MASH LAZULI 29.5X59.2 CM RET. R3645R
FLOOR:
MASH LAZULI 33.3X33.3 CM P380



MASH

30x60cm / 11.8"x23.6"
20x50cm / 7.9"x19.7"



SNOW
29.5x59.2x0.85 cm ret.
30x60x0.85 cm
R3642R | C21
R3642 | C13



WOOL
29.5x59.2x0.85 cm ret.
30x60x0.85 cm
R3643R | C21
R3643 | C13



CYAN
29.5x59.2x0.85 cm ret.
30x60x0.85 cm
R3644R | C21
R3644 | C13




LAZULI
29.5x59.2x0.85 cm ret.
30x60x0.85 cm
R3645R | C21
R3645 | C13



CLAY
29.5x59.2x0.85 cm ret.
30x60x0.85 cm
R3646R | C21
R3646 | C13




COAL
29.5x59.2x0.85 cm ret.
30x60x0.85 cm
R3647R | C21
R3647 | C13



WINE
29.5x59.2x0.85 cm ret.
30x60x0.85 cm
R3648R | C26
R3648 | C19



DECOR ORB MASH 29.5X59.2 CM RET. D3003R



DECOR ORB MASH (PIECE)
29.5x59.2x0.85 cm ret.
30x60x0.85 cm
D3003R | D35
D3003 | D34

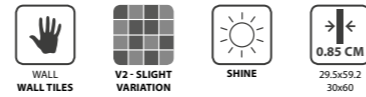


FAIXA ORB MASH (PIECE)
5.7x59.2x0.85 cm
5.7x60x0.85 cm
F873R^(A) | D13
F873^(A) | D12


^(A) RANDOM DRAWING . DESENHO ALEATORIO . DESSIN ALÉATOIRE . WECHSELNDES DESIGN . DISEÑO ALEATORIO . ЖЕРЕБЬЕВКИ

SIZES (CM)	PIECES / BOX	SQM / BOX	WEIGHT / BOX	BOX / PALLET	SQM / PALLET	WEIGHT / PALLET
Dimensão . Format	Peças / Caixa . Pièces / Boîte	M ² / Caixa . M ² / Boîte	Peso / Caixa . Poids / Boîte	Caixa / Palette . Boîte / Palette	M ² / Palette . M ² / Palette	Peso / Palette . Poids / Palette
Maße . Formato	Stück / Karton . Piezas / Caja	M ² / Karton . M ² / Caja	Gewicht / Karton . Peso / Caja	Kartons / Palette . Caja / Palette	M ² / Palette . M ² / Palette	Gewicht / Palette . Peso / Palette
Размеры	Штук / Коробка	Кв.м / Коробка	Вес / Коробка	Коробок / Поддон	Кв.м / Поддон	Вес / Поддон
29.5x59.2x0.85 ret.	8	1.400	19.81	32	44.800	654
30x60x0.85	8	1.460	20.63	32	46.720	680


30x60cm / 11.8"x23.6"
20x50cm / 7.9"x19.7"



30x60cm / 11.8"x23.6"
20x50cm / 7.9"x19.7"




DECOR PLY SNOW
29.5x59.2x0.85 cm ret.
30x60x0.85 cm
R3649R | C30
R3649 | C22




DECOR PLY WOOL
29.5x59.2x0.85 cm ret.
30x60x0.85 cm
R3650R | C30
R3650 | C22




DECOR PLY CYAN
29.5x59.2x0.85 cm ret.
30x60x0.85 cm
R3651R | C30
R3651 | C22



DECOR PLY LAZULI
29.5x59.2x0.85 cm ret.
30x60x0.85 cm
R3652R | C30
R3652 | C22



DECOR PLY CLAY
29.5x59.2x0.85 cm ret.
30x60x0.85 cm
R3653R | C30
R3653 | C22




DECOR PLY COAL
29.5x59.2x0.85 cm ret.
30x60x0.85 cm
R3654R | C30
R3654 | C22




DECOR PLY WINE
29.5x59.2x0.85 cm ret.
30x60x0.85 cm
R3655R | C30
R3655 | C22




MASH CYAN 29.5X59.2 CM RET. R3644R
DECOR PLY MASH LAZULI 29.5X59.2 CM RET. R3652R




MOSAIC MASH SNOW (PIECE)
32.7x32.7x0.85 cm
DC519^(A) | D33




MOSAIC MASH WOOL (PIECE)
32.7x32.7x0.85 cm
DC522^(A) | D33




MOSAIC MASH CYAN (PIECE)
32.7x32.7x0.85 cm
DC521^(A) | D33




MOSAIC MASH LAZULI (PIECE)
32.7x32.7x0.85 cm
DC520^(A) | D33




MOSAIC MASH CLAY (PIECE)
32.7x32.7x0.85 cm
DC524^(A) | D33



MOSAIC MASH COAL (PIECE)
32.7x32.7x0.85 cm
DC525^(A) | D33



MOSAIC MASH WINE (PIECE)
32.7x32.7x0.85 cm
DC523^(A) | D33



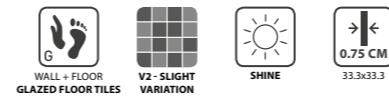
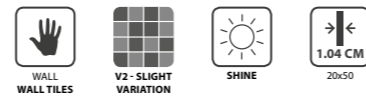
MOSAIC MIX MASH (PIECE)
32.7x32.7x0.85 cm
DC526^(A) | D35

^(A) RANDOM DRAWING . DESENHO ALEATORIO . DESSIN ALÉATOIRE . WECHSELNDES DESIGN . DISEÑO ALEATORIO . ЖЕРЕБЬЕВКИ



MOSAIC MASH COAL 32.7X32.7 CM DC525

30x60cm / 11.8"x23.6"
20x50cm / 7.9"x19.7"



33x33cm / 13"x13"




SNOW
20x50x1.04 cm R628 | C12



WOOL
20x50x1.04 cm R672 | C12




CYAN
20x50x1.04 cm R671 | C12



LAZULI
20x50x1.04 cm R670 | C12




CLAY
20x50x1.04 cm R674 | C12




COAL
20x50x1.04 cm R675 | C12



WINE
20x50x1.04 cm R673 | C17



DECOR HONEY SNOW
20x50x1.04 cm R686 | C21




DECOR HONEY WOOL
20x50x1.04 cm R682 | C21




DECOR HONEY CYAN
20x50x1.04 cm R681 | C21




DECOR HONEY LAZULI
20x50x1.04 cm R680 | C21




DECOR HONEY CLAY
20x50x1.04 cm R684 | C21



DECOR HONEY COAL
20x50x1.04 cm R685 | C21



DECOR HONEY WINE
20x50x1.04 cm R683 | C23



DECOR FLOW SNOW (PIECE)
20x50x1.04 cm D2039 | D28



DECOR FLOW WOOL (PIECE)
20x50x1.04 cm D2038 | D28



LINEA MASH (PIECE)
20x50x1.04 cm DC221 | D21




MOSAIC MASH (2.3X4.8 CM) (PIECE)
20x50x1.04 cm DC220 | D29




WOOL
33.3x33.3x0.75 cm P382 | C9




CYAN
33.3x33.3x0.75 cm P381 | C9




LAZULI
33.3x33.3x0.75 cm P380 | C9



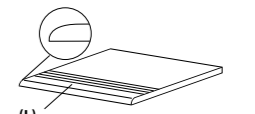
CLAY
33.3x33.3x0.75 cm P384 | C9



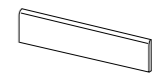
COAL
33.3x33.3x0.75 cm P385 | C9




WINE
33.3x33.3x0.75 cm P383 | C12



(L)
STAIRSTEP . DEGRAU . PELDAÑO
NEZ-DE-MARCHE . STUFE . СТУПЕНЬ
33.3(L)x33.3x0.75 cm | D13



SKIRTING . RODAPÉ . РОДАРИЕ
PLINTHE . SOCKEL . ПЛИНТУС
8x33.3x0.75 cm | D3



LEFT WALL:
DECOR HONEY MASH CYAN 20X50 CM R681

FRONT WALL:
MASH SNOW 20X50 CM R628
MASH CYAN 20X50 CM R671
DECOR HONEY MASH SNOW 20X50 CM R686

FLOOR:
MASH LAZULI 33.3X33.3 CM P380

SIZES (CM)	PIECES / BOX	SQM / BOX	WEIGHT / BOX	BOX / PALLET	SQM / PALLET	WEIGHT / PALLET
Dimensão . Format	Peças / Caixa . Pièces / Boite	M ² / Caixa . M ² / Boite	Peso / Caixa . Poids / Boite	Caixa / Palette . Boite / Palette	M ² / Palette . M ² / Palette	Peso / Palette . Poids / Palette
Maße . Formato	Stück / Karton . Piezas / Caja	M ² / Karton . M ² / Caja	Gewicht / Karton . Peso / Caja	Kartons / Palette . Caja / Palette	M ² / Palette . M ² / Palette	Gewicht / Palette . Peso / Palette
Размеры	Штук / Коробка	Кв.м / Коробка	Вес / Коробка	Коробок / Поддон	Кв.м / Поддон	Вес / Поддон
20x50x1.04	12	1.200	20.40	48	57.600	999
33.3x33.3x0.75	9	1.000	16.40	68	68.000	1135



BLUR

Young and fluid spirit for captivating spaces.

Espírito jovem e fluido para espaços apaixonantes.
Esprit jeune et fluide pour les espaces passionnantes.
Junge und flüssig Spirit für fesselnde Räume.
Espíritu joven para espacios fascinantes.
Молодой изменчивый дух для пленительных пространств.

LEFT WALL:
BLUR SNOW 29.5X59.2 CM RET. R3630R
FRONT WALL | RIGHT WALL:
BLUR GREY 29.5X59.2 CM RET. R3631R
BACK WALL:
DECOR SEAWEED BLUR SNOW 29.5X59.2 CM RET. R3636R
FLOOR:
BLUR GREY 33.3X33.3 CM PT310



WALL / WALL TILES
 Revestimento . Revêtements
 Wandfliesen . Revestimiento . Настенная Плитка

30x60cm / 11.8"x23.6"
 27x42cm / 10.6"x16.5"




WALL & FLOOR / GLAZED TILES
 Revestimento e Pavimento / Pavimento em Grés . Revêtements & Carreaux de Sol / Sol en Grés
 Wand & Boden / Bodenfliesen aus Steinzeug . Revestimiento y Pavimento / Pavimento en Gres
 Настенная плитка и Плитка для пола / Глазурованная плитка для пола

33x33cm / 13"x13"



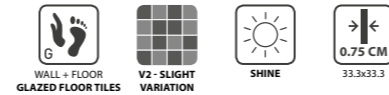
LEFT WALL:
 MOSAIC BLUR IVORY 29.5X29.5 CM DC738
 RIGHT WALL:
 BLUR IVORY 29.5X59.2 CM RET. R3634R
 FLOOR:
 BLUR IVORY 33.3X33.3 CM PT312
 BLUR TAN 33.3X33.3 CM PT313



MOSAIC BLUR IVORY 29.5X29.5 CM DC738

30x60cm / 11.8"x23.6"
27x42cm / 10.6"x16.5"


33x33cm / 13"x13"



SNOW
29.5x59.2x0.85 cm ret. R3630R | C22
30x60x0.85 cm R3630 | C14
26.7x41.6x0.77 cm 3140 | C7




DECOR SEAWEED SNOW
29.5x59.2x0.85 cm ret. R3636R | C30
30x60x0.85 cm R3636 | C22
26.7x41.6x0.77 cm 3150 | C17




MOSAIC BLUR SNOW
(2.5X2.5 CM) (PIECE)
29.5x29.5x0.85 cm DC734^(A) | D30



GREY
29.5x59.2x0.85 cm ret. R3631R | C22
30x60x0.85 cm R3631 | C14
26.7x41.6x0.77 cm 3141 | C7




DECOR SEAWEED GREY
29.5x59.2x0.85 cm ret. R3637R | C30
30x60x0.85 cm R3637 | C22
26.7x41.6x0.77 cm 3151 | C17




MOSAIC BLUR GREY
(2.5X2.5 CM) (PIECE)
29.5x29.5x0.85 cm DC735^(A) | D30




IVORY
29.5x59.2x0.85 cm ret. R3634R | C22
30x60x0.85 cm R3634 | C14
26.7x41.6x0.77 cm 3145 | C7




DECOR SEAWEED IVORY
29.5x59.2x0.85 cm ret. R3640R | C30
30x60x0.85 cm R3640 | C22
26.7x41.6x0.77 cm 3155 | C17



MOSAIC BLUR IVORY
(2.5X2.5 CM) (PIECE)
29.5x29.5x0.85 cm DC738^(A) | D30



TAN
29.5x59.2x0.85 cm ret. R3635R | C22
30x60x0.85 cm R3635 | C14
26.7x41.6x0.77 cm 3143 | C7



DECOR SEAWEED TAN
29.5x59.2x0.85 cm ret. R3641R | C30
30x60x0.85 cm R3641 | C22
26.7x41.6x0.77 cm 3153 | C17



MOSAIC BLUR TAN
(2.5X2.5 CM) (PIECE)
29.5x29.5x0.85 cm DC739^(A) | D30

^(A) RANDOM DRAWING . DESENHO ALEATÓRIO . DESSIN ALÉATOIRE . WECHSELNDES DESIGN . DISEÑO ALEATORIO . ЖЕРЕБЬЕВКИ



GREY
33.3x33.3x0.75 cm PT310 | C9



IVORY
33.3x33.3x0.75 cm PT312 | C9



TAN
33.3x33.3x0.75 cm PT313 | C9



(L) **STAIRSTEP . DEGRAU . PELDAÑO**
NEZ-DE-MARCHE . STUFE . СТУПЕНЬ
33.3(L)x33.3x0.75 cm | D13



SKIRTING . RODAPÉ . RODAPIÉ
PLINTHE . SOCKEL . ПЛИТУС
8x33.3x0.75 cm | D3



BLUR GREY 33.3X33.3 CM PT310

SIZES (CM)	PIECES / BOX	SQM / BOX	WEIGHT / BOX	BOX / PALLET	SQM / PALLET	WEIGHT / PALLET
Dimensão . Format	Peças / Caixa . Pièces / Boîte	M ² / Caixa . M ² / Boîte	Peso / Caixa . Poids / Boîte	Caixa / Paleta . Boîte / Palette	M ² / Paleta . M ² / Palette	Peso / Paleta . Poids / Palette
Maße . Formato	Stück / Karton . Piezas / Caja	M ² / Karton . M ² / Caja	Gewicht / Karton . Peso / Caja	Kartons / Palette . Caja / Pallet	M ² / Palette . M ² / Pallet	Gewicht / Palette . Peso / Pallet
Размеры	Штук / Коробка	Кв.м / Коробка	Вес / Коробка	Коробок / Поддон	Кв.м / Поддон	Вес / Поддон
29.5x59.2x0.85 ret.	8	1.400	19.81	32	44.800	654
30x60x0.85	8	1.460	20.63	32	46.720	680
26.7x41.6x0.77	9	1.000	13.13	78	78.000	1044
33.3x33.3x0.75	9	1.000	16.40	68	68.000	1135



SPOONY

Noble and jovial colours for modern spaces full of charm.

Cores nobres e joviais para espaços modernos cheios de charme.
Couleurs nobles et joyeux pour les espaces modernes pleines de charme.
Edel und lustige Farben für moderne Räume voller Charme.
Nobles y alegres colores para espacios modernos llenos de encanto.
Благородные и яркие цвета для современных пространств полных шарма.

WALL:
SPOONY DEWY 20X50 CM R667
LINEA SPOONY YUMMY 20X50 CM DC212
SPOONY BONNY 20X50 CM R666
SPOONY YUMMY 20X50 CM R665
SHOWER WALL:
MOSAIC SPOONY YUMMY 20X50 CM DC202



WALL / WALL TILES
 Revestimento . Revêtements
 Wandfliesen . Revestimiento . Настенная Плитка

20x50cm / 7.9"x19.7"



LEFT WALL:
 SPOONY ALIVE 20X50 CM R663
 FRONT WALL:
 SPOONY DEEP 20X50 CM R662
 DECOR BRIDAL SPOONY DEEP 20X50 CM D2040



SPOONY YUMMY 20X50 CM R665
 DECOR GERBERA 1 20X50 CM D2048
 DECOR GERBERA 2 20X50 CM D2049



SPOONY SWEET 20X50 CM R664
 DECOR ROMANTIC 2 SPOONY SWEET 20X50 CM D2512
 DECOR ROMANTIC 1 SPOONY SWEET 20X50 CM D2511
 SPOONY STILLY 20X50 CM R660



SPOONY STILLY 20X50 CM R660
 FAIXA PULSES SPOONY 2.2X50 CM F5212
 DECOR WORDS 20X50 CM D5211
 SPOONY SWEET 20X50 CM R664



SPOONY

20x50cm / 7.9"x19.7"



STILLY
 20x50x1.04 cm R660 | C12



SNUG
 20x50x1.04 cm R661 | C12



DEEP
 20x50x1.04 cm R662 | C12



ALIVE
 20x50x1.04 cm R663 | C12




SWEET
 20x50x1.04 cm R664 | C19



YUMMY
 20x50x1.04 cm R665 | C19



BONNY
 20x50x1.04 cm R666 | C12



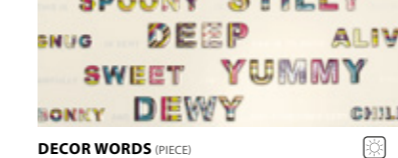
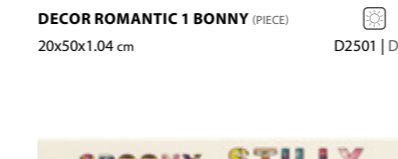
DEWY
 20x50x1.04 cm R667 | C12



CHILLY
 20x50x1.04 cm R668 | C12




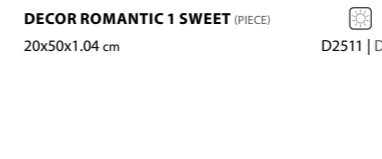
DECOR ROMANTIC 2 BONNY (PIECE)
 20x50x1.04 cm D2502 | D18



DECOR ROMANTIC 1 BONNY (PIECE)
 20x50x1.04 cm D2501 | D18



DECOR ROMANTIC 2 SWEET (PIECE)
 20x50x1.04 cm D2512 | D18



DECOR ROMANTIC 1 SWEET (PIECE)
 20x50x1.04 cm D2511 | D18



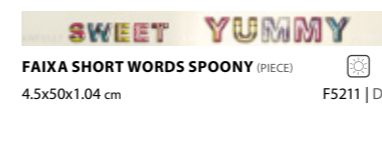
DECOR GERBERA 2 (PIECE)
 20x50x1.04 cm D2049 | D24



DECOR GERBERA 1 (PIECE)
 20x50x1.04 cm D2048 | D24



DECOR WORDS (PIECE)
 20x50x1.04 cm D5211 | D29



FAIXA SHORT WORDS SPOONY (PIECE)
 4.5x50x1.04 cm F5211 | D13



FAIXA ALL SPOONY (PIECE)
 7.2x50x1.04 cm F5213 | D15



FAIXA PULSES SPOONY (PIECE)
 2.2x50x1.04 cm F5212 | D8

SIZES (CM)	PIECES / BOX	SQM / BOX	WEIGHT / BOX	BOX / PALLET	SQM / PALLET	WEIGHT / PALLET
Dimensão . Format	Peças / Caixa . Pièces / Boîte	M ² / Caixa . M ² / Boîte	Peso / Caixa . Poids / Boîte	Caixa / Paleta . Boîte / Palette	M ² / Paleta . M ² / Palette	Peso / Paleta . Poids / Palette
Maße . Formato	Stück / Karton . Piezas / Caja	M ² / Karton . M ² / Caja	Gewicht / Karton . Peso / Caja	Kartons / Palette . Caja / Palette	M ² / Palette . M ² / Pallet	Gewicht / Palette . Peso / Pallet
Размеры	Штук / Коробка	Кв.м / Коробка	Вес / Коробка	Коробок / Поддон	Кв.м / Поддон	Вес / Поддон
20x50x1.04	12	1.200	20.40	48	57.600	999



SPOONY DEEP 20X50 CM R662
DECOR BRIDAL SPOONY DEEP 20X50 CM D2040

- WALL TILES
- V1 - UNIFORM APPEARANCE
- SHINE
- 1.04 CM 20x50

SPOONY

20x50cm / 7.9"x19.7"




DECOR BRIDAL DEEP (PIECE)
20x50x1.04 cm D2040 | D17



DECOR BRIDAL ALIVE (PIECE)
20x50x1.04 cm D2041 | D17




DECOR BRIDAL YUMMY (PIECE)
20x50x1.04 cm D2042 | D17



LINEA SPOONY DEEP (PIECE)
20x50x1.04 cm DC210 | D22



LINEA SPOONY ALIVE (PIECE)
20x50x1.04 cm DC211 | D22



LINEA SPOONY YUMMY (PIECE)
20x50x1.04 cm DC212 | D22



MOSAIC SPOONY DEEP (2.3X4.8 CM) (PIECE)
20x50x1.04 cm DC200 | D27



MOSAIC SPOONY ALIVE (2.3X4.8 CM) (PIECE)
20x50x1.04 cm DC201 | D27




MOSAIC SPOONY YUMMY (2.3X4.8 CM) (PIECE)
20x50x1.04 cm DC202 | D27



SPOONY DEWY 20X50 CM R667
LINEA SPOONY DEEP 20X50 CM DC210




MOSAIC SPOONY YUMMY 20X50 CM DC202



FLOOR SUGGESTION


SUGESTÃO DE PAVIMENTO . SUGGESTION DE CARREAUX DE SOL . DAZU PASSENDE BODENFLIESEN . SUGESTIÓN DE PAVIMENTO . ПРЕДЛОЖЕНИЯ ДЛЯ ПОЛА



PLAN CREAM (380)



PLAN SAND (380)



PLAN ALUMINIUM (380)



PLAN STONE (380)



MOOD

Attractive and dynamic atmospheres.

Atmosferas atraentes e dinâmicas.
Atmosphères séduisantes et dynamiques.
Attraktive und dynamische Atmosphäre.
Ambientes atractivos y dinámicos.
Привлекательная и динамичная атмосфера.

LEFT WALL:
DECOR POPPLE MOOD PRETO 20X50 CM SHINE R703
RIGHT WALL:
MOOD BRANCO 20X50 CM SHINE R614



PRETO 20X50 CM SHINE R618
DECOR FLOW WHITE 20X50 CM SHINE R5046



WALL / WALL TILES
Revestimento . Revêtements
Wandfliesen . Revestimiento . Настенная Плитка

20x50cm / 7.9"x19.7"



BRANCO



PRETO



DECOR POPPLE MOOD PRETO 20X50 CM SHINE R703



DECOR WAVY MOOD BRANCO 20X50 CM SHINE R677



20x50cm / 7.9"x19.7"



BRANCO
20x50x1.04 cm R614 | C8 R615 | C8



PRETO
20x50x1.04 cm R618 | C11 R689 | C11




DECOR WAVY BRANCO
20x50x1.04 cm R677 | C18 R676 | C18



DECOR WAVY PRETO
20x50x1.04 cm R679 | C19 R678 | C19



DECOR POPPLE BRANCO
20x50x1.04 cm R701 | C18 R700 | C18




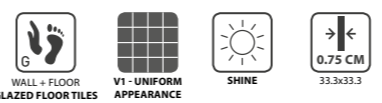
DECOR POPPLE PRETO
20x50x1.04 cm R703 | C19 R702 | C19



DECOR FLOW WHITE
20x50x1.04 cm R5046 | C18 R5044 | C18



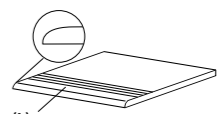
DECOR FLOW BLACK
20x50x1.04 cm R5047 | C19 R5045 | C19



BRANCO
33.3x33.3x0.75 cm P324 | C4



PRETO
33.3x33.3x0.75 cm P355 | C12



(L)
STAIRSTEP . DEGRAU . PELDAÑO
NEZ-DE-MARCHE . STUFE . СТУПЕНЬ
33.3(L)x33.3x0.75 cm | D13



SKIRTING . RODAPÉ . RODAPIÉ
PLINTHE . SOCKEL . ПЛИНТУС
8x33.3x0.75 cm | D3

SIZES (CM)	PIECES / BOX	SQM / BOX	WEIGHT / BOX	BOX / PALLET	SQM / PALLET	WEIGHT / PALLET
Dimensão . Format	Peças / Caixa . Pièces / Boîte	M ² / Caixa . M ² / Boîte	Peso / Caixa . Poids / Boîte	Caixa / Paleta . Boîte / Palette	M ² / Paleta . M ² / Palette	Peso / Paleta . Poids / Palette
Maße . Formato	Stück / Karton . Piezas / Caja	M ² / Karton . M ² / Caja	Gewicht / Karton . Peso / Caja	Kartons / Palette . Caja / Pallet	M ² / Palette . M ² / Pallet	Gewicht / Palette . Peso / Pallet
Размеры	Штук / Коробка	Кв.м / Коробка	Вес / Коробка	Коробок / Поддон	Кв.м / Поддон	Вес / Поддон
20x50x1.04	12	1.200	20.40	48	57.600	999

HOME

Organic tones that invites to relax.

Tons orgânicos que convidam ao relaxamento.
Tonalités organiques qui invitent au relax.
Organische Töne, die zum Entspannen einladen.
Tonos orgânicos que invitan a relajarse.
Органичные цвета располагающие к отдыху.

RIGHT WALL:
HOME STONE 20X50 CM R617

FRONT WALL:
HOME STONE 20X50 CM R617
LINEA HOME 20X50 CM D2093

LEFT WALL:
HOME TAUPE 20X50 CM R619
LINEA HOME 20X50 CM D2093


FLOOR:
PLAN ALUMINIUM 59.2X59.2 CM RET. NATURAL PT141R




FRONT WALL:
DECOR POPPLE HOME TAUPE 20X50 CM R723

LEFT | RIGHT WALL:
HOME BONE 20X50 CM R616

FLOOR:
PLAN MINERAL 59.2X59.2 CM RET. NATURAL PT142R

 **WALL / WALL TILES**
Revestimento . Revêtements
Wandfliesen . Revestimiento . Настенная Плитка

20x50cm / 7.9"x19.7"




HOME RIVA 20X50 CM R623
HOME MOKA 20X50 CM R625
DECOR SKIN HOME MOKA 20X50 CM D2061
DECOR WILD HOME MOKA 20X50 CM D2068

20x50cm / 7.9"x19.7"

20x50cm / 7.9"x19.7"



BRANCO
20x50x1.04 cm R615 | C8



BONE
20x50x1.04 cm R616 | C11



STONE
20x50x1.04 cm R617 | C11



CAPUCCINO
20x50x1.04 cm R620 | C11



RIVA
20x50x1.04 cm R623 | C12



TAUPE
20x50x1.04 cm R619 | C11



MOKA
20x50x1.04 cm R625 | C12



GREY
20x50x1.04 cm R626 | C12



DECOR POPPLE BRANCO
20x50x1.04 cm R700 | C18



DECOR POPPLE BONE
20x50x1.04 cm R721 | C19



DECOR POPPLE STONE
20x50x1.04 cm R722 | C19



DECOR POPPLE CAPUCCINO
20x50x1.04 cm R724 | C19



DECOR POPPLE RIVA
20x50x1.04 cm R725 | C19




DECOR POPPLE TAUPE
20x50x1.04 cm R723 | C19



DECOR POPPLE MOKA
20x50x1.04 cm R726 | C19



DECOR POPPLE GREY
20x50x1.04 cm R727 | C19



LINEA HOME (PIECE)
20x50x1.04 cm D2093 | D22



MOSAIC HOME (2.3X4.8 CM) (PIECE)
20x50x1.04 cm D2110 | D27



DECOR WILD WHITE (PIECE)
20x50x1.04 cm D2062 | D23



DECOR WILD BONE (PIECE)
20x50x1.04 cm D2063 | D23



DECOR WILD STONE (PIECE)
20x50x1.04 cm D2064 | D23



DECOR WILD CAPUCCINO (PIECE)
20x50x1.04 cm D2066 | D23



DECOR WILD RIVA (PIECE)
20x50x1.04 cm D2067 | D23



DECOR WILD TAUPE (PIECE)
20x50x1.04 cm D2065 | D23



DECOR WILD MOKA (PIECE)
20x50x1.04 cm D2068 | D23



DECOR WILD GREY (PIECE)
20x50x1.04 cm D2099 | D23



DECOR SKIN WHITE (PIECE)
20x50x1.04 cm D2055 | D23



DECOR SKIN BONE (PIECE)
20x50x1.04 cm D2056 | D23




DECOR SKIN STONE (PIECE)
20x50x1.04 cm D2057 | D23




DECOR SKIN CAPUCCINO (PIECE)
20x50x1.04 cm D2059 | D23




DECOR SKIN RIVA (PIECE)
20x50x1.04 cm D2060 | D23



DECOR SKIN TAUPE (PIECE)
20x50x1.04 cm D2058 | D23



DECOR SKIN MOKA (PIECE)
20x50x1.04 cm D2061 | D23



DECOR SKIN GREY (PIECE)
20x50x1.04 cm D2069 | D23

SIZES (CM)	PIECES / BOX	SQM / BOX	WEIGHT / BOX	BOX / PALLET	SQM / PALLET	WEIGHT / PALLET
Dimensão . Format	Peças / Caixa . Pièces / Boîte	M ² / Caixa . M ² / Boîte	Peso / Caixa . Poids / Boîte	Caixa / Paleta . Boîte / Palette	M ² / Paleta . M ² / Palette	Peso / Paleta . Poids / Palette
Maße . Formato	Stück / Karton . Piezas / Caja	M ² / Karton . M ² / Caja	Gewicht / Karton . Peso / Caja	Kartons / Palette . Caja / Pallet	M ² / Palette . M ² / Pallet	Gewicht / Palette . Peso / Pallet
Размеры	Штук / Коробка	Кв.м / Коробка	Вес / Коробка	Коробок / Поддон	Кв.м / Поддон	Вес / Поддон
20x50x1.04	12	1.200	20.40	48	57.600	999




FLOOR SUGGESTION

SUGESTÃO DE PAVIMENTO . SUGGESTION DE CARREAUX DE SOL . DAZU PASSENDE BODENFLIESEN . SUGESTIÓN DE PAVIMENTO . ПРЕДЛОЖЕНИЯ ДЛЯ ПОЛА



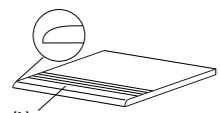
RÚSTICO

33x33cm / 13"x13"



APACHE
33.3x33.3x0.75 cm

C114 | C1



(L)
STAIRSTEP . DEGRAU . PELDAÑO
NEZ-DE-MARCHE . STUFE . СТУПЕНЬ
33.3(L)x33.3x0.75 cm | D13



SKIRTING . RODAPÉ . RODAPIÉ
PLINTHE . SOCKEL . ПЛИНТУС
8x33.3x0.75 cm | D3



RÚSTICO

Original features of time.

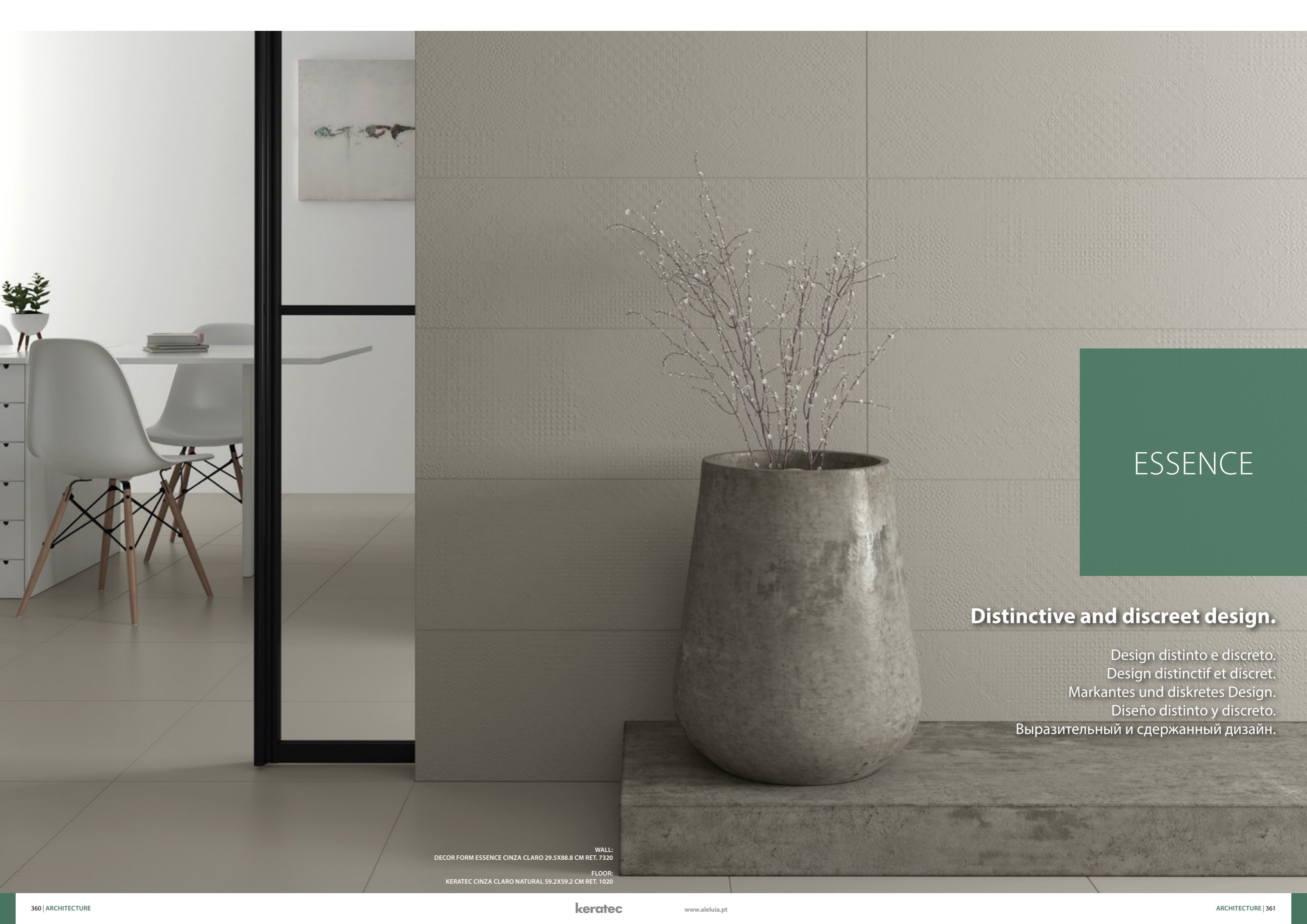
Traços originais do tempo.
Traits originaux de l'époque.
Originale Merkmale der Zeit.
Rasgos originales de la época.
Оригинальный отпечаток времени.

SIZES (CM)	PIECES / BOX	SQM / BOX	WEIGHT / BOX	BOX / PALLET	SQM / PALLET	WEIGHT / PALLET
Dimensão . Format Maße . Formato Размеры	Peças / Caixa . Pièces / Boite Stück / Karton . Piezas / Caja Штук / Коробка	M ² / Caixa . M ² / Boite M ² / Karton . M ² / Caja Кв.м / Коробка	Peso / Caixa . Poids / Boite Gewicht / Karton . Peso / Caja Вес / Коробка	Caixa / Palette . Boite / Palette Kartons / Palette . Caja / Pallet Коробок / Поддон	M ² / Palette . M ² / Palette M ² / Palette . M ² / Pallet Кв.м / Поддон	Peso / Palette . Poids / Palette Gewicht / Palette . Peso / Pallet Вес / Поддон
33.3x33.3x0.75	9	1.000	16.40	68	68.000	1135

RÚSTICO APACHE 33.3X33.3 CM C114



Architecture



ESSENCE


Distinctive and discreet design.

Design distinto e discreto.
Design distinctif et discret.
Markantes und diskretes Design.
Diseño distinto y discreto.
Выразительный и сдержанный дизайн.

WALL:
DECOR FORM ESSENCE CINZA CLARO 29.5X88.8 CM RET. 7320
FLOOR:
KERATEC CINZA CLARO NATURAL 59.2X59.2 CM RET. 1020




DECOR FORM ESSENCE NEGRO 29.5X88.8 CM RET. 7332

 **FULL BODY** **WALL & FLOOR / PORCELAIN TILES**
 Revestimento e Pavimento / Porcelanato . Revêtements & Carreaux de Sol / Grès Cérame
 Wand & Boden / Feinsteinzeug . Revestimiento y Pavimento / Porcelánico
 Настенная плитка и Плитка для пола / Керамогранит

30x90cm / 11.8"x35.4"


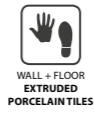
30x60cm / 11.8"x23.6"

60x60cm / 23.6"x23.6"



ESSENCE PÉROLA 29.5X59.2 CM RET. 7014

30x90cm / 11.8"x35.4"
 30x60cm / 11.8"x23.6"
 60x60cm / 23.6"x23.6"



30x90cm / 11.8"x35.4"
 30x60cm / 11.8"x23.6"
 60x60cm / 23.6"x23.6"



BRANCO
 29.5x88.8x1 cm ret.
 29.5x59.2x1 cm ret.

7009 | K33
 7009 | K28




DECOR FORM BRANCO
 29.5x88.8x1 cm ret.
 29.5x59.2x1 cm ret.

7309 | K35
 7309 | K30




PÉROLA
 29.5x88.8x1 cm ret.
 29.5x59.2x1 cm ret.

7014 | K33
 7014 | K28




DECOR FORM PÉROLA
 29.5x88.8x1 cm ret.
 29.5x59.2x1 cm ret.

7314 | K35
 7314 | K30



ALUMÍNIO
 29.5x88.8x1 cm ret.
 29.5x59.2x1 cm ret.

7028 | K33
 7028 | K28



DECOR FORM ALUMÍNIO
 29.5x88.8x1 cm ret.
 29.5x59.2x1 cm ret.

7328 | K35
 7328 | K30



CINZA CLARO
 29.5x88.8x1 cm ret.
 29.5x59.2x1 cm ret.

7020 | K33
 7020 | K28



DECOR FORM CINZA CLARO
 29.5x88.8x1 cm ret.
 29.5x59.2x1 cm ret.

7320 | K35
 7320 | K30



NEGRO
 29.5x88.8x1 cm ret.
 29.5x59.2x1 cm ret.

7032 | K33
 7032 | K28



DECOR FORM NEGRO
 29.5x88.8x1 cm ret.
 29.5x59.2x1 cm ret.


7332 | K35
 7332 | K30




MOSAIC HEXA ESSENCE BRANCO (PIECE)
 27.2x27.2x1 cm KM7009 | PK25




MOSAIC HEXA FORM ESSENCE BRANCO (PIECE)
 27.2x27.2x1 cm KM7309 | PK26




MOSAIC HEXA ESSENCE PÉROLA (PIECE)
 27.2x27.2x1 cm KM7014 | PK25




MOSAIC HEXA FORM ESSENCE PÉROLA (PIECE)
 27.2x27.2x1 cm KM7314 | PK26




MOSAIC HEXA ESSENCE ALUMÍNIO (PIECE)
 27.2x27.2x1 cm KM7028 | PK25



MOSAIC HEXA FORM ESSENCE ALUMÍNIO (PIECE)
 27.2x27.2x1 cm KM7328 | PK26



MOSAIC HEXA ESSENCE CINZA CLARO (PIECE)
 27.2x27.2x1 cm KM7020 | PK25



MOSAIC HEXA FORM ESSENCE CINZA CLARO (PIECE)
 27.2x27.2x1 cm KM7320 | PK26



MOSAIC HEXA ESSENCE NEGRO (PIECE)
 27.2x27.2x1 cm KM7032 | PK25



MOSAIC HEXA FORM ESSENCE NEGRO (PIECE)
 27.2x27.2x1 cm KM7332 | PK26

SIZES (CM)	PIECES / BOX	SQM / BOX	WEIGHT / BOX	BOX / PALLET	SQM / PALLET	WEIGHT / PALLET
Dimensão - Format	Peças / Caixa . Pièces / Boîte	M ² / Caixa . M ² / Boîte	Peso / Caixa . Poids / Boîte	Caixa / Paleta . Boîte / Palette	M ² / Paleta . M ² / Palette	Peso / Paleta . Poids / Palette
Maße - Formato	Stück / Karton . Piezas / Caja	M ² / Karton . M ² / Caja	Gewicht / Karton . Peso / Caja	Kartons / Palette . Caja / Pallet	M ² / Palette . M ² / Pallet	Gewicht / Palette . Peso / Pallet
Размеры	Штук / Коробка	Кв.м / Коробка	Вес / Коробка	Коробок / Поддон	Кв.м / Поддон	Вес / Поддон
29.5x88.8x1 ret.	3	0.780	18.75	28	21.840	540
29.5x59.2x1 ret.	6	1.050	22.50	40	42.000	918



ESSENCE BRANCO 29.5X88.8 CM RET. 7009



DECOR FORM ESSENCE NEGRO 59.2X59.2 CM RET. 7332




30x90cm / 11.8"x35.4"
 30x60cm / 11.8"x23.6"
 60x60cm / 23.6"x23.6"

ESSENCE




CINZA CLARO
 59.2x59.2x1 cm ret.

FULL BODY
 7020 | K32




DECOR FORM CINZA CLARO
 59.2x59.2x1 cm ret.

m²
 FULL BODY
 7320 | K34




NEGRO
 59.2x59.2x1 cm ret.

FULL BODY
 7032 | K32



DECOR FORM NEGRO
 59.2x59.2x1 cm ret.

m²
 FULL BODY
 7332 | K34



ESSENCE CINZA CLARO 59.2X59.2 CM RET. 7020

SIZES (CM)	PIECES / BOX	SQM / BOX	WEIGHT / BOX	BOX / PALLET	SQM / PALLET	WEIGHT / PALLET
Dimensão . Format Maße . Formato Размеры	Peças / Caixa . Pièces / Boîte Stück / Karton . Piezas / Caja Штук / Коробка	M ² / Caixa . M ² / Boîte M ² / Karton . M ² / Caja Кв.м / Коробка	Peso / Caixa . Poids / Boîte Gewicht / Karton . Peso / Caja Вес / Коробка	Caixa / Paleta . Boîte / Palette Kartons / Palette . Caja / Pallet Коробок / Поддон	M ² / Paleta . M ² / Palette M ² / Palette . M ² / Pallet Кв.м / Поддон	Peso / Paleta . Poids / Palette Gewicht / Palette . Peso / Pallet Вес / Поддон
59.2x59.2x1 ret.	3	1.050	24.00	36	37.800	882



FEEL

Minimalist beauty in unique environments.

A beleza minimalista em ambientes únicos.
Un style minimaliste pour des espaces uniques.
Minimalistische Schönheit in einzigartigen Ambienten.
La belleza minimalista en entornos únicos.
Красота минимализма в необычном исполнении.

FEEL CINZA ESCURO 14.5X88.8 CM RET. 8625CI



FULL BODY

WALL & FLOOR / PORCELAIN TILES

Revestimento e Pavimento / Porcelanato . Revêtements & Carreaux de Sol / Grès Cérame
Wand & Boden / Feinsteinzeug . Revestimiento y Pavimento / Porcelánico
Настенная плитка и Плитка для пола / Керамогранит

15x90cm / 5.9"x35.4"



PÉROLA



CINZA CLARO



CINZA ESCURO



NEGRO



WALL / WALL TILES

Revestimento . Revêtements
Wandfliesen . Revestimiento . Настенная Плитка

7x14cm / 2.8"x5.5"



PÉROLA



CINZA CLARO



CINZA ESCURO



NEGRO

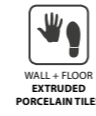


FEEL NEGRO 14.5X88.8 CM RET. 8632CI

WALL:
FEEL CINZA CLARO 6.7X14 CM Q8620
FLOOR:
FEEL CINZA ESCURO 14.5X88.8 CM RET. 8625CI



FEEL CINZA CLARO 14.5X88.8 CM RET. 8620CI



FEEL

15x90cm / 5.9"x35.4"
7x14cm / 2.8"x5.5"



PÉROLA

14.5x88.8x1 cm ret.

8614CI | C27



CINZA CLARO

14.5x88.8x1 cm ret.

8620CI | C27



CINZA ESCURO

14.5x88.8x1 cm ret.

8625CI | C27



NEGRO

14.5x88.8x1 cm ret.

8632CI | C27



WALL:
FEEL PÉROLA 6.7X14 CM Q8614


FLOOR:
FEEL PÉROLA 14.5X88.8 CM RET. 8614CI



PÉROLA

6.7x14x0.9 cm

Q8614 | C37



CINZA CLARO

6.7x14x0.9 cm


Q8620 | C37



CINZA ESCURO

6.7x14x0.9 cm

Q8625 | C37



NEGRO

6.7x14x0.9 cm

Q8632 | C37

SIZES (CM)

Dimensão . Format
Maße . Formato
Размеры

PIECES / BOX

Peças / Caixa . Pièces / Boîte
Stück / Karton . Piezas / Caja
Штук / Коробка

SQM / BOX

M² / Caixa . M² / Boîte
M² / Karton . M² / Caja
Кв.м / Коробка

WEIGHT / BOX

Peso / Caixa . Poids / Boîte
Gewicht / Karton . Peso / Caja
Вес / Коробка

BOX / PALLET

Caixa / Paleta . Boîte / Palette
Kartons / Palette . Caja / Pallet
Коробок / Поддон

SQM / PALLET

M² / Paleta . M² / Palette
M² / Palette . M² / Pallet
Кв.м / Поддон

WEIGHT / PALLET

Peso / Paleta . Poids / Palette
Gewicht / Palette . Peso / Pallet
Вес / Поддон

14.5x88.8x1 ret.	7	0.900	20.07	45	40.500	923
6.7x14x0.9	25	0.230	3.45	276	63.48	972

MINIMAL

High performance with a minimalist and clean look.

Elevada performance aliada a um visual suave e minimalista.
Haute performance associée à une visuel douce et minimaliste.
Hohe Leistung mit einem minimalistischen und sauberen look.

Elevadas prestaciones en un visual suave y minimalista.
Высокое качество в минималистическом исполнении и свежем дизайне.

MINIMAL CARBON 29.5X59.2 CM RET. P3058R



MINIMAL GREY 29.5X59.2 CM RET. NATURAL P3056R



FULL BODY

WALL / PORCELAIN TILES
 Revestimento / Porcelanato . Revêtements / Grès Cérame
 Wandfliesen / Feinsteinzeug . Revestimiento / Porcelánico
 Настенная Плитка / Керамогранит

30x90x0.45cm / 11.8"x35.4"

30x60x0.45cm / 11.8"x23.6"



MINIMAL GREIGE 29.5X88.8 CM RET. NATURAL P8057R
 MINIMAL IVORY 29.5X88.8 CM RET. NATURAL P8055R
 MOSAIC MINIMAL MIX 29.5X29.5 CM NATURAL DC959

30x90x0.45cm / 11.8"x35.4"
30x60x0.45cm / 11.8"x23.6"

30x90x0.45cm / 11.8"x35.4"
30x60x0.45cm / 11.8"x23.6"

IDEAL FOR RENOVATIONS

Ideal para renovações
Idéal pour les rénovations
Ideal für Renovierungen
Ideal para renovaciones
Идеально для обновления интерьера



Only 4.5 mm
Só 4.5 mm . Seulement 4.5 mm
Nur 4,5 mm . Sólo 4.5 mm . только 4.5 мм



Easy to cut
Facil de cortar . Facile à couper
Leicht zu schneiden . Fácil de cortar . легко резать



MINIMAL IVORY 29.5X88.8 CM RET. NATURAL P8055R
MOSAIC MINIMAL MIX 29.5X29.5 CM NATURAL DC959

SIZES (CM)	PIECES / BOX	SQM / BOX	WEIGHT / BOX	BOX / PALLET	SQM / PALLET	WEIGHT / PALLET
Dimensão . Format	Peças / Caixa . Pièces / Boite	M² / Caixa . M² / Boite	Peso / Caixa . Poids / Boite	Caixa / Paleta . Boite / Palette	M² / Paleta . M² / Palette	Peso / Paleta . Poids / Palette
Maße . Formato	Stück / Karton . Piezas / Caja	M² / Karton . M² / Caja	Gewicht / Karton . Peso / Caja	Kartons / Palette . Caja / Pallet	M² / Palette . M² / Pallet	Gewicht / Palette . Peso / Pallet
Размеры	Штук / Коробка	Кв.м / Коробка	Вес / Коробка	Коробок / Поддон	Кв.м / Поддон	Вес / Поддон
29.5x88.8x0.45 ret.	8	2.090	21.80	25	52.250	560
29.5x59.2x0.45 ret.	14	2.440	23.63	40	97.600	960




IVORY
29.5x88.8x0.45 cm ret.
29.5x59.2x0.45 cm ret.

P8055R | K25
P3055R | K22




GREIGE
29.5x88.8x0.45 cm ret.
29.5x59.2x0.45 cm ret.

P8057R | K25
P3057R | K22




GREY
29.5x88.8x0.45 cm ret.
29.5x59.2x0.45 cm ret.

P8056R | K25
P3056R | K22



CARBON
29.5x88.8x0.45 cm ret.
29.5x59.2x0.45 cm ret.

P8058R | K25
P3058R | K22



MOSAIC MINIMAL IVORY
(9.7X9.7 CM) (PIECE)
29.5x29.5x0.45 cm DC960 | PK8




MOSAIC MINIMAL GREIGE
(9.7X9.7 CM) (PIECE)
29.5x29.5x0.45 cm DC962 | PK8




MOSAIC MINIMAL GREY
(9.7X9.7 CM) (PIECE)
29.5x29.5x0.45 cm DC961 | PK8




MOSAIC MINIMAL CARBON
(9.7X9.7 CM) (PIECE)
29.5x29.5x0.45 cm DC963 | PK8




MOSAIC MINIMAL IVORY
(4.7X4.7 CM) (PIECE)
29.5x29.5x0.45 cm DC955 | PK12




MOSAIC MINIMAL GREIGE
(4.7X4.7 CM) (PIECE)
29.5x29.5x0.45 cm DC957 | PK12



MOSAIC MINIMAL GREY
(4.7X4.7 CM) (PIECE)
29.5x29.5x0.45 cm DC956 | PK12



MOSAIC MINIMAL CARBON
(4.7X4.7 CM) (PIECE)
29.5x29.5x0.45 cm DC958 | PK12



MOSAIC MINIMAL MIX
(2.5X2.5 CM) (PIECE)
29.5x29.5x0.45 cm DC959^(A) | PK17



FULL BODY

FLOOR SUGGESTION


SUGESTÃO DE PAVIMENTO . SUGGESTION DE CARREAUX DE SOL . DAZU PASSENDE BODENFLIESEN . SUGESTIÓN DE PAVIMENTO . ПРЕДЛОЖЕНИЯ ДЛЯ ПОЛА




TECHNICAL PÉROLA
(408)



TECHNICAL CINZA CL.
(408)



TECHNICAL CINZA ESC.
(408)



TECHNICAL ALUMÍNIO
(408)



TECHNICAL PRETO
(408)






TECHNICAL NEGRO
(408)



TECHNICAL BEGE
(408)


60x60cm / 23.6"x23.6"



WHITE
59.2x59.2x1 cm ret.
60x60x1 cm
PT47R | C24 PT57R | C26
PT47 | C18 PT57 | C20

CREAM
59.2x59.2x1 cm ret.
60x60x1 cm
PT40R | C24 PT50R | C26
PT40 | C18 PT50 | C20

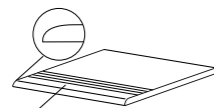
SAND
59.2x59.2x1 cm ret.
60x60x1 cm
PT43R | C24 PT53R | C26
PT43 | C18 PT53 | C20



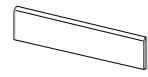
ALUMINIUM
59.2x59.2x1 cm ret.
60x60x1 cm
PT41R | C24 PT51R | C26
PT41 | C18 PT51 | C20

MINERAL
59.2x59.2x1 cm ret.
60x60x1 cm
PT42R | C24 PT52R | C26
PT42 | C18 PT52 | C20

STONE
59.2x59.2x1 cm ret.
60x60x1 cm
PT46R | C24 PT56R | C26
PT46 | C18 PT56 | C20

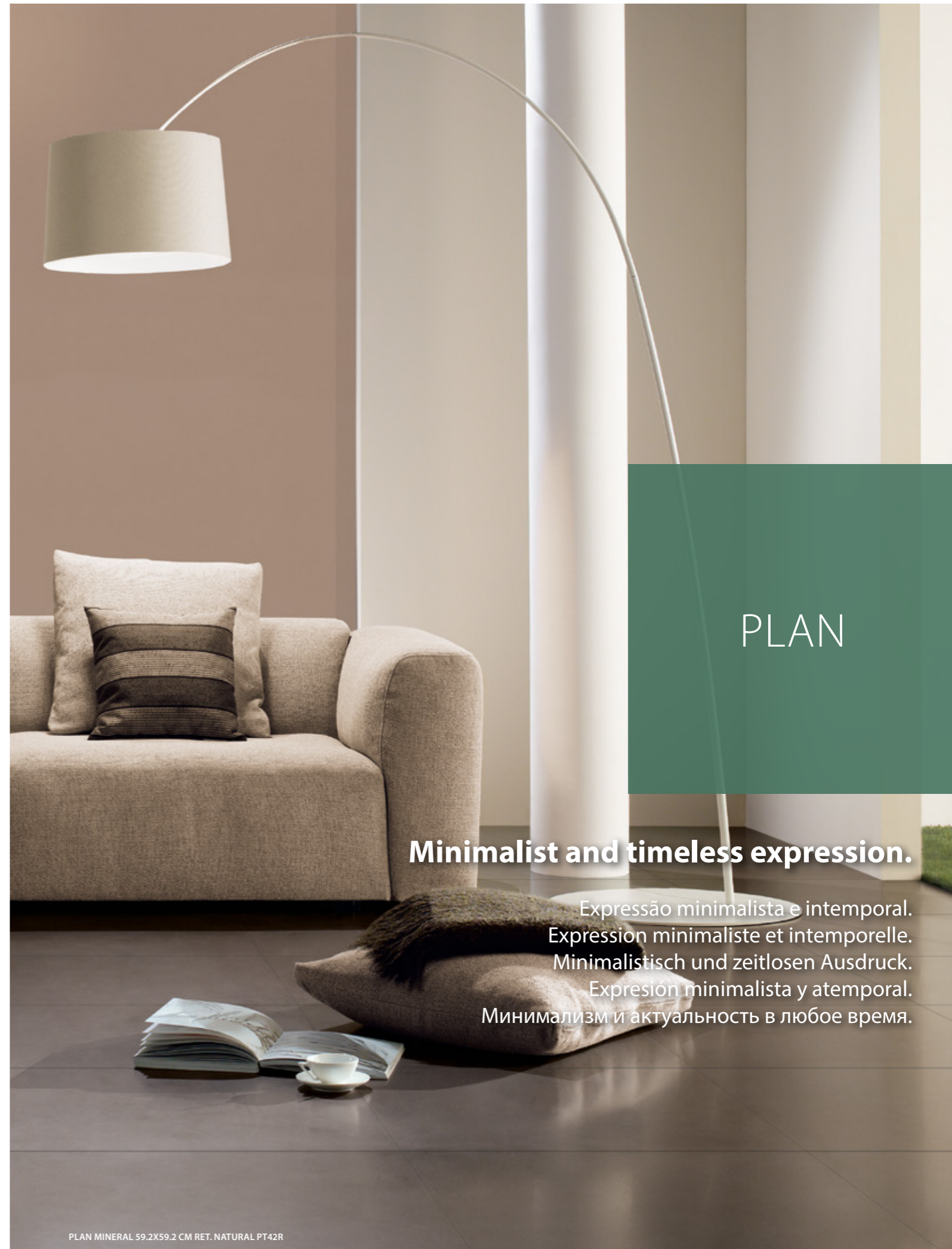


**(L) STAIRSTEP . DEGRAU . PELDAÑO
NEZ-DE-MARCHE . STUFE . СТУПЕНЬ**
59.2(L)x59.2x1 cm ret. | D30
60(L)x60x1 cm | D25



**SKIRTING . RODAPE . RODAPIE
PLINTHE . SOCKEL . ПЛИНТУС**
8x59.2x1 cm ret. | D11
8x60x1 cm | D9

SIZES (CM)	PIECES / BOX	SQM / BOX	WEIGHT / BOX	BOX / PALLET	SQM / PALLET	WEIGHT / PALLET
Dimensão . Format Maße . Formato Размеры	Peças / Caixa . Pièces / Boîte Stück / Karton . Piezas / Caja Штук / Коробка	M ² / Caixa . M ² / Boîte M ² / Karton . M ² / Caja Кв.м / Коробка	Peso / Caixa . Poids / Boîte Gewicht / Karton . Peso / Caja Вес / Коробка	Caixa / Paleta . Boîte / Palette Kartons / Palette . Caja / Pallet Коробок / Поддон	M ² / Paleta . M ² / Palette M ² / Karton . M ² / Pallet Кв.м / Поддон	Peso / Paleta . Poids / Palette Gewicht / Palette . Peso / Pallet Вес / Поддон
59.2x59.2x1 ret.	3	1.050	23.20	36	37.800	855
60x60x1	3	1.080	23.78	36	38.880	876



PLAN

Minimalist and timeless expression.

Expressão minimalista e intemporal.
Expression minimaliste et intemporelle.
Minimalistisch und zeitlosen Ausdruck.
Expresión minimalista y atemporal.
Минимализм и актуальность в любое время.

PLAN MINERAL 59.2X59.2 CM RET. NATURAL PT42R



BRANCOS

Simplicity as a symbol of class and elegance.

A simplicidade como símbolo de classe e elegância.
Simplicité comme un symbole de classe et d'élégance.
Einfachheit als Symbol der Klasse und Eleganz.
Sencillez como un símbolo de clase y elegancia.
Простота – символ вкуса и элегантности.

WALL:
JAZZ BRANCO 30X90 CM RET. MATTE R921R
BRANCO 30X90 CM RET. MATTE R911R
FLOOR:
AVENUE GREY 75X75 CM RET. P7002R



WALL:
BRANCO 29.5X59.2 CM RET. SHINE R826R
PERFIL INOX 1X260 CM ESCOVADO F1510
FLOOR:
PLAN ALUMINIUM 59.2X59.2 CM RET. NATURAL PT41R



WALL / WALL TILES
Revestimento - Revêtements
Wandfliesen - Revestimiento - Настенная Плитка

30x90cm / 11.8"x35.4"	27x42cm / 10.6"x16.5"
30x60cm / 11.8"x23.6"	25x40cm / 9.8"x15.7"
15x60cm / 5.9"x23.6"	20x40cm / 7.9"x15.7"
20x50cm / 7.9"x19.7"	20x20cm / 7.9"x7.9"



BRANCO



WALL & FLOOR / GLAZED TILES
Revestimento e Pavimento / Pavimento em Grés - Revêtements & Carreaux de Sol / Sol en Grés
Wand & Boden / Bodenfliesen aus Steinzeug - Revestimiento y Pavimento / Pavimento en Gres
Настенная плитка и Плитка для пола / Глазурованная плитка для пола

33x33cm / 13"x13"



BRANCO



BRANCO 20X50 CM MATTE R615



30x90cm / 11.8"x35.4" 27x42cm / 10.6"x16.5"
 30x60cm / 11.8"x23.6" 25x40cm / 9.8"x15.7"
 15x60cm / 5.9"x23.6" 20x40cm / 7.9"x15.7"
 20x50cm / 7.9"x19.7" 20x20cm / 7.9"x7.9"




BRANCO 29.5X59.2 CM RET. SHINE R826R



BRANCO

30x90x1.17 cm ret.
 29.5x59.2x0.85 cm ret.
 14.5x59.2x0.85 cm ret.
 30x60x0.85 cm
 20x50x1.04 cm
 26.7x41.6x0.77 cm
 25x40x0.85 cm
 20x40x0.77 cm
 20x20x0.65 cm


R910R | C25 R911R | C25
 R826R | C15 R827R | C15
 R3013RC | C21 R3012RC | C21
 R826 | C8 R827 | C8
 R614 | C8 R615 | C8
 R115 | C4 R180 | C4
 R4041 | C3 R4042 | C3
 R2423 | C2 R2424 | C2
 G01 | C0 MG01 | C0



JAZZ BRANCO

30x90x1.17 cm ret.
 29.5x59.2x0.85 cm ret.
 30x60x0.85 cm

R920R | C28 R921R | C28
 R873R | C22 R874R | C22
 R873 | C15 R874 | C15



RUSTIC BRANCO

20x50x1.04 cm
 20x20x0.65 cm

R636 | C10
 4440 | C4



RELEVO BRANCO

20x50x1.04 cm

R688 | C10



ONDULADO BRANCO

20x20x0.65 cm 4420 | C4



BISELADO BRANCO

20x20x0.65 cm 4442 | C4

20x20x0.65 cm 4036 | C4



FAIXA BRANCOS FAIRY
TALES (PIECE)
 6x20x0.65 cm LAOP0115 | D7

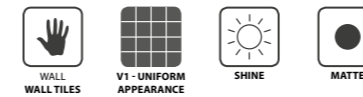


BRANCO 30X90 CM RET. MATTE R911R
 FAIXA METAL SILVER 2.31X90 CM MATTE F3903

SIZES (CM)	PIECES / BOX	SQM / BOX	WEIGHT / BOX	BOX / PALLET	SQM / PALLET	WEIGHT / PALLET
Dimensão . Format	Peças / Caixa . Pièces / Boîte	M ² / Caixa . M ² / Boîte	Peso / Caixa . Poids / Boîte	Caixa / Palette . Boîte / Palette	M ² / Palette . M ² / Palette	Peso / Palette . Poids / Palette
Maße . Formato	Stück / Karton . Pièces / Caja	M ² / Karton . M ² / Caja	Gewicht / Karton . Peso / Caja	Kartons / Palette . Caja / Pallet	M ² / Palette . M ² / Pallet	Gewicht / Palette . Peso / Pallet
Размеры	Штук / Коробка	Кв.м / Коробка	Вес / Коробка	Коробок / Поддон	Кв.м / Поддон	Вес / Поддон
30x90x1.17 ret.	4	1.080	21.32	20	21.600	446
29.5x59.2x0.85 ret.	8	1.400	19.81	32	44.800	654
14.5x59.2x0.85 ret.	11	0.940	13.27	48	45.120	657
30x60x0.85	8	1.460	20.63	32	46.720	680
20x50x1.04	12	1.200	20.40	48	57.600	999
26.7x41.6x0.77	9	1.000	13.13	78	78.000	1044
25x40x0.85	15	1.500	21.06	54	81.000	1157
20x40x0.77	15	1.200	15.70	64	76.800	1018
20x20x0.65	25	1.000	10.60	96	96.000	1038

30x90cm / 11.8"x35.4"
 30x60cm / 11.8"x23.6"
 15x60cm / 5.9"x23.6"
 20x50cm / 7.9"x19.7"
 27x42cm / 10.6"x16.5"

27x42cm / 10.6"x16.5"
 25x40cm / 9.8"x15.7"
 20x40cm / 7.9"x15.7"
 20x20cm / 7.9"x7.9"



30x90cm / 11.8"x35.4"
 30x60cm / 11.8"x23.6"
 15x60cm / 5.9"x23.6"
 20x50cm / 7.9"x19.7"
 27x42cm / 10.6"x16.5"

25x40cm / 9.8"x15.7"
 25x40cm / 9.8"x15.7"
 20x20cm / 7.9"x7.9"
 33x33cm / 13"x13"



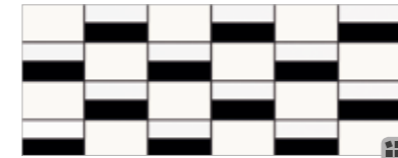
DECOR BOREAL
 30x90x1.17 cm ret.
 29.5x59.2x0.85 cm ret.
 30x60x0.85 cm

m²
 R940R^(A) | C29
 R859R^(A) | C22
 R859^(A) | C15

FAIXA METAL GOLD (PIECE)
 2.31x90x1.17 cm F3900 | D22 F3902 | D23

FAIXA METAL SILVER (PIECE)
 2.31x90x1.17 cm F3901 | D22 F3903 | D23

PERFIL INOX (PIECE)
 1x260x1 cm polido F1509 | D35
 1x260x1cm escovado F1510 | D35



MOSAIC BLACK & WHITE
 20x50x1.04 cm DC255 | D24




DECOR MANHATAN SNOW 1 (PIECE)
 20x50x1.04 cm D2147 | D16



DECOR MANHATAN SNOW 2 (PIECE)
 20x50x1.04 cm D2148 | D16



DECOR MANHATAN SNOW 3 (PIECE)
 20x50x1.04 cm D2149 | D16



DECOR AQUAPATCH
 29.5x59.2x0.85 cm ret.
 30x60x0.85 cm R861R^(A) | C21
 R861^(A) | C14



DECOR LACE HEART
 29.5x59.2x0.85 cm ret.
 30x60x0.85 cm R854R^(A) | C24
 R854^(A) | C16



DECOR FROST (PIECE)
 29.5x59.2x0.85 cm ret.
 30x60x0.85 cm D897R | D28
 D897 | D25



DECOR AQUARELLA (PIECE)
 29.5x59.2x0.85 cm ret.
 30x60x0.85 cm D896R^(A) | D27
 D896^(A) | D24



FAIXA AQUARELLA (PIECE)
 4.7x59.2x0.85 cm F896R^(A) | D12
 4.7x60x0.85 cm F896^(A) | D11



MOSAIC AQUARELLA
 (4.7X4.7 cm) (PIECE)
 29.5x29.5x0.85 cm DC896^(A) | D27



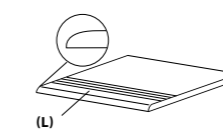
MOSAIC LACE HEART
 (4.7X4.7 cm) (PIECE)
 29.5x29.5x0.85 cm DC854^(A) | D20



MOSAIC FROST
 (4.7X4.7 cm) (PIECE)
 29.5x29.5x0.85 cm DC897^(A) | D27



BRANCO
 33.3x33.3x0.75 cm P324 | C4
 D220 | C4



STAIRSTEP . DEGRAU . PELDAÑO
 NEZ-DE-MARCHE . STUFE . СТУПЕНЬ
 33.3(L)x33.3x0.75 cm | D13



SKIRTING . RODAPE . RODAPIÉ
 PLINTHE . SOCKEL . ПЛИТУС
 8x33.3x0.75 cm | D3




FAIXA PULSE SPOONY (PIECE)
 2.2x50x1.04 cm F5212 | D7




FAIXA ALL SPOONY (PIECE)
 7.2x50x1.04 cm F5213 | D15



FAIXA PLATINA SAHARA
PRETO (PIECE)
 5.4x29.5x0.85 cm F7955R | D8
 5.4x30x0.85 cm F7955 | D7



MOSAIC WHITE (PIECE)
 32.7x32.7x1.04 cm DC592 | D29



MOSAIC BLACK (PIECE)
 32.7x32.7x1.04 cm DC593 | D29

^(A) RANDOM DRAWING . DESENHO ALEATÓRIO . DESSIN ALÉATOIRE . WECHSELNDES DESIGN . DISEÑO ALEATORIO . ЖЕРЕБЬЕВКИ

SIZES (CM)	PIECES / BOX	SQM / BOX	WEIGHT / BOX	BOX / PALLET	SQM / PALLET	WEIGHT / PALLET
Dimensão . Format	Peças / Caixa . Pièces / Boîte	M ² / Caixa . M ² / Boîte	Peso / Caixa . Poids / Boîte	Caixa / Paleta . Boîte / Palette	M ² / Paleta . M ² / Palette	Peso / Paleta . Poids / Palette
Maße . Formato	Stück / Karton . Piezas / Caja	M ² / Karton . M ² / Caja	Gewicht / Karton . Peso / Caja	Kartons / Palette . Caja / Pallet	M ² / Palette . M ² / Pallet	Gewicht / Palette . Peso / Pallet
Размеры	Штук / Коробка	Кв.м / Коробка	Вес / Коробка	Коробок / Поддон	Кв.м / Поддон	Вес / Поддон
33.3x33.3x0.75	9	1.000	16.40	68	68.000	1135

The image shows a close-up of several light-colored, rectangular technical porcelain tiles. The tiles are arranged in a staggered pattern, with some overlapping others. The lighting creates soft shadows, highlighting the smooth, slightly textured surface of the tiles. A dark red rectangular box is overlaid on the right side of the image, containing the text "Technical Porcelain Tiles" in white, sans-serif font.

Technical Porcelain Tiles

WHY CHOOSE KERATEC?

The Keratec products are produced in unglazed full body porcelain, obtained from an extrusion process giving the product unique and high quality physicochemical characteristics. Its surface and body ensures a high longevity to the products.

PORQUÊ ESCOLHER KERATEC?

Os produtos Keratec são produzidos em porcelanato não esmaltado toda a massa, obtidos a partir de um processo de extrusão que confere características físico-químicas únicas e de distinta qualidade. A superfície e corpo homogéneo asseguram uma elevada longevidade aos produtos.

POURQUOI CHOISIR KERATEC?

Les produits Keratec sont fabriqués en grés cérame étire plaine masse non émaillée, obtenu à partir d'un procédé d'extrusion qui confère des caractéristiques physico-chimique uniques et d'haute qualité. La surface et corps homogène assure une longévité élevée des produits.

WARUM KERATEC WÄHLEN?

Die Keratec Produkten werden in unglasiertes durchgefärbtes Feinsteinzeug produziert und aus einen Strangpressenproduktionsverfahren erhalten. Diese gewährt der Fliesen einzigartige und qualitativ hochwertige physikalisch-chemische Eigenschaften. Die homogenen Oberfläche und Scherben gewährleisten eine hohe Langlebigkeit der Produkten.

POR QUÉ ELEGIR KERATEC?

Los productos Keratec se producen en porcelánico no esmaltado toda la masa, obtenidos de un proceso de extrusión que proporciona características físico-químicas únicas y de distinta calidad. La superficie y cuerpo homogéneo aseguran una alta longevidad a los productos.



High Resistance to Abrasion and Break

High resistance to abrasion, scratching and bending, being suitable for all sorts of areas, including the most demanding, such as outdoor, industrial and high traffic.



LACTOGAL - FOOD PRODUCTS FACTORY, PORTUGAL

Alta Resistência à Abrasão e Rutura

Elevada resistência à abrasão, ao risco e à flexão, sendo adequados para todo o tipo de áreas, inclusivamente as mais exigentes, como exteriores, industriais e de elevado tráfego.

Haute Résistance à l'abrasion et à la Rupture

Haute résistance à l'abrasion, aux rayures et à la flexion, étant adapté à toutes les types d'espaces, y compris les plus exigeants, comme zones extérieures, industrielles et trafic élevé.

Hohe Beständigkeit gegen Abrieb und Bruch

Hohe Abriebfestigkeit und Widerstandskraft gegen Kratzer und Bruch mit der sie sich von üblichen, gepressten Materialien abheben. Besonders geeignet auch für Nutzungsbereiche mit hohen Qualitätsanforderungen, wie Objekte mit hohem Publikumsverkehr, in der Industrie oder in Außenflächen usw.

Alta Resistencia a la Abrasión y Rotura

Alta resistencia a la abrasión, al riesgo y flexión, siendo adecuado para todo tipo de áreas, incluyendo las más exigentes, como exteriores, industriales y de tráfico alto.

High Chemical Resistance

Minimal water absorption ($\leq 0,1\%$) and use of suitable raw materials, give the product a high resistance to chemicals, acids and bases in high concentrations.



UNIVERSITY LAB, PORTUGAL

Alta Resistência Química

Ínfima absorção de água ($\leq 0,1\%$) e utilização de matérias-primas adequadas conferem ao produto uma elevada resistência aos agentes químicos, aos ácidos e bases em elevada concentração.

Résistance Chimique Élevée

Absorption infime de l'eau ($\leq 0,1\%$) et l'utilisation de matières premières appropriées donne au produit une haute résistance aux produits chimiques, les acides et les bases en forte concentration.

Hohe chemische Beständigkeit

Ihre minimale Wasseraufnahme ($< 0,1\%$) und vor allem ihre durch den besonderen Produktionsprozess und die dazu verwendeten Rohstoffe erreichte, extrem geringe Microporosigkeit geben dem Produkt eine hohe Beständigkeit gegen Chemikalien, Säuren und Laugen auch in hohen Konzentrationen und machen es zur Verwendung in Laborräumen, Werkstätten, Krankenhäusern u.ä. zur ersten Wahl.

Alta Resistencia Química

Absorción de agua insignificante ($\leq 0,1\%$) y utilización de materias primas adecuadas confieren al producto una alta resistencia a agentes químicos, ácidos y bases en alta concentración.

High Resistance to Stains and Acids

The products have a high level of removal or attenuation of stains, which optimizes the maintenance and cleaning of the floor.



Alta Resistência às Manchas e aos Ácidos

Os produtos possuem um elevado grau de remoção ou atenuação de manchas, que otimiza a manutenção e limpeza do pavimento.

Haute Résistance aux Taches et aux Acides

Les produits ont un degré élevé d'élimination ou l'atténuation des taches, qui optimisent l'entretien et le nettoyage du carreau.

Hohe Beständigkeit gegen Flecken und Säuren


Die spezifischen Eigenschaften der Produkte, insbesondere ihre gegenüber gepresstem Feinsteinzeug hervorragende Scherben-Dichte tragen in hohem Maß zur Vermeidung und einfacher Entfernung von Flecken und Verschmutzungen jeder Art bei, was die Reinigung und Wartung von Bodenflächen optimiert.

Alta Resistencia a las Manchas y Ácidos

Los productos tienen un alto grado de eliminación o atenuación de manchas, que optimizan el mantenimiento y limpieza del piso.

High Resistance to Thermal Shock and to Frost

High resistance to temperature variations and to frost, which are key features in the choosing of this product by its prescribers.



Alta Resistência ao Choque Térmico e ao Gelo

Elevada resistência às amplitudes térmicas e de resistência ao gelo, são características determinantes na opção dos prescritores por este produto.

Haute Résistance aux Chocs Thermiques et à la Glace

Haute résistance aux variations de température et de résistance au gel, ce sont des caractéristiques clés dans le choix des prescripteurs pour ce produit.

Hohe Beständigkeit gegen Temperaturschock und Frost

Hohe Beständigkeit gegen Temperaturschwankungen und Frost sind oft Hauptmerkmale bei der Entscheidung für Keratec-Produkte bei Objekt-Ausschreibungen.

Alta Resistencia al Choque Térmico y al Hielo

Alta resistencia a las amplitudes térmicas y resistencia al hielo, son características determinantes en la opción de los proscriptores de este producto.



RENOVATION

High performance combined with a minimalist aesthetic.

Elevada performance aliada a uma estética minimalista.
Haute performance associée à une esthétique minimaliste.
Hohe Performance kombiniert mit eine minimalistische Ästhetik.
Alto performance aliado a una estética minimalista.

WALL:
PRETO 29.5X88.8X0.45 CM RET. NATURAL 1030
FLOOR:
CINZA CLARO 39.2X39.2X0.8 CM RET. NATURAL 1020



FRONT WALL:
ALUMÍNIO 29.5X88.8X0.45 CM RET. NATURAL 1028

RIGHT WALL:
PÉROLA 29.5X88.8X0.45 CM RET. NATURAL 1014

FLOOR:
NEGRO 59.2X59.2X0.8 CM RET. SATIN 1114



FULL
BODY

WALL / EXTRUDED PORCELAIN TILES
Revestimento / Porcelanato Extrudido . Revêtements / Grès Cérame Étiré
Wandfliesen / Extrudiertes Feinsteinzeug . Revestimiento / Gres Porcelánico Extrusionado
Настенная Плитка / экструдированный Керамогранит

30x90x0.45cm / 11.8"x35.4"

30x60x0.45cm / 11.8"x23.6"



PÉROLA



BEGE



ALUMÍNIO



CINZA CLARO



CINZA ESCURO



PRETO



NEGRO



BEGE 29.5X59.2X0.45 CM RET. NATURAL 1035



AFTER

With only 0.45cm of thickness, it is ideal for renovation projects, allowing for a direct application over the existing finishing to be renovated. Without losing all its distinctive characteristics of resistance, durability and cleanliness, it allows the obtainment of high work timing and the significant reduction of costs.

Com apenas 0.45cm de espessura, é ideal para projetos de renovação permitindo a aplicação direta sobre o acabamento já existente a renovar. Sem perder todas as suas características distintivas de resistência, durabilidade e facilidade de limpeza, permite obter elevados ganhos de tempo de obra e redução significativa de custos.


Avec seulement 0.45 cm d'épaisseur, il est idéal pour les projets de rénovation permettant l'application directe sur la finition existante à rénover. Sans perdre toutes ses caractéristiques distinctives de la résistance, la durabilité et la facilité de nettoyage, il permet des élevés gains de temps de travail et des économies de coûts significatives.

Mit einer Stärke von nur 0.45cm kann es die ideale Lösung für Renovierungsprojekte sein: diese Fliesen können direkt auf den vorhandenen Belag verlegt (geklebt) werden. Ohne dabei die charakteristischen Merkmale der Beständigkeit, Haltbarkeit und Reinigungsfähigkeit zu verlieren, kann so viel Zeit gewonnen, grosser Aufwand und Unannehmlichkeiten beim Abbau des Altmaterials vermieden und insgesamt eine erhebliche Senkung der Kosten erreicht werden.

Con solamente 0.45cm de espesor, es ideal para proyectos de renovación permitiendo la aplicación directa sobre el acabado existente a remodelar. Sin perder sus características distintivas de resistencia, durabilidad y facilidad de limpieza, permite obtener ganancias de tiempo y reducción significativa de costos.



BEFORE




PÉROLA

29.5x88.8x0.45 cm ret.
29.5x59.2x0.45 cm ret.

Natural

1014 | K25
1014 | K22




CINZA CLARO

29.5x88.8x0.45 cm ret.
29.5x59.2x0.45 cm ret.

Natural

1020 | K25
1020 | K22




BEGE

29.5x88.8x0.45 cm ret.
29.5x59.2x0.45 cm ret.

Natural

1035 | K25
1035 | K22




CINZA ESCURO

29.5x88.8x0.45 cm ret.
29.5x59.2x0.45 cm ret.

Natural

1025 | K25
1025 | K22




ALUMÍNIO

29.5x88.8x0.45 cm ret.
29.5x59.2x0.45 cm ret.

Natural

1028 | K25
1028 | K22




PRETO

29.5x88.8x0.45 cm ret.
29.5x59.2x0.45 cm ret.

Natural

1030 | K25
1030 | K22



NEGRO

29.5x88.8x0.45 cm ret.
29.5x59.2x0.45 cm ret.

Natural

1032 | K25
1032 | K22

SIZES (CM)	PIECES / BOX	SQM / BOX	WEIGHT / BOX	BOX / PALLET	SQM / PALLET	WEIGHT / PALLET
Dimensão . Format	Peças / Caixa . Pièces / Boîte	M ² / Caixa . M ² / Boîte	Peso / Caixa . Poids / Boîte	Caixa / Paleta . Boîte / Palette	M ² / Paleta . M ² / Palette	Peso / Paleta . Poids / Palette
Maße . Formato	Stück / Karton . Piezas / Caja	M ² / Karton . M ² / Caja	Gewicht / Karton . Peso / Caja	Kartons / Palette . Caja / Pallet	M ² / Palette . M ² / Pallet	Gewicht / Palette . Peso / Pallet
Размеры	Штук / Коробка	Кв.м / Коробка	Вес / Коробка	Коробок / Поддон	Кв.м / Поддон	Вес / Поддон
29.5x88.8x0.45 ret.	8	2.090	21.80	25	52.250	560
29.5x59.2x0.45 ret.	14	2.440	23.63	40	97.600	960

FACADES

Aesthetics at the service of comfort, safety and energy consumption.

A estética ao serviço do conforto, da segurança e do consumo energético.
Esthétique au service du confort, de sécurité et de la consommation d'énergie.

Die Ästhetik im Dienst von Komfort, Sicherheit und Energieverbrauch.
La estética al servicio del confort, de la seguridad y del consumo de energía.

WALL:
NEGRO 29.5X88.8X1 CM RET. NATURAL 1032

FLOOR:
NEGRO 29.5X59.2X0.8 CM RET. CI 1032CI
NEGRO 29.5X29.5X0.8 CM RET. CI 1032CI



FULL BODY

WALL / EXTRUDED PORCELAIN TILES
 Revestimento / Porcelanato Extrudido , Revêtements / Grès Cérame Étiré
 Wandfliesen / Extrudiertes Feinsteinzeug , Revestimiento / Gres Porcelánico Extrusionado
 Настенная Плитка / экструдированный Керамогранит

30x90cm / 11.8"x35.4"



PÉROLA



BEGE



ALUMÍNIO



CINZA CLARO



CINZA ESCURO



PRETO




NEGRO




ALUMÍNIO 29.5X88.8X0.45 CM RET. NATURAL 1028

WALL:
 CINZA ESCURO 29.5X88.8X0.45 CM RET. NATURAL 1025


FLOOR:
 CINZA ESCURO 29.5X29.5X0.8 CM RET. CI 1025CI




PÉROLA Natural
29.5x88.8x0.45 cm ret. 1014 | K25




CINZA CLARO Natural
29.5x88.8x0.45 cm ret. 1020 | K25




BEGE Natural
29.5x88.8x0.45 cm ret. 1035 | K25



CINZA ESCURO Natural
29.5x88.8x0.45 cm ret. 1025 | K25



ALUMÍNIO Natural
29.5x88.8x0.45 cm ret. 1028 | K25



PRETO Natural
29.5x88.8x0.45 cm ret. 1030 | K25



NEGRO Natural
29.5x88.8x0.45 cm ret. 1032 | K25

Glued Facade (0.45cm)

With a thickness of just 0.45cm, it is ideal for glued facade systems, allowing the application of ceramic pieces directly on the support, using, for that, suitable glues.

Fachadas Coladas (0.45cm)

Com apenas 0.45cm de espessura, é ideal para sistemas de fachadas coladas, permitindo a aplicação das peças cerâmicas diretamente sobre o suporte, usando para isso colas adequadas.

Façades Collées (0.45cm)

Avec seulement 0.45cm d'épaisseur, il est idéal pour les systèmes de façades collées, permettant l'application d'une céramique directement sur les pièces de support, en utilisant des colles appropriés.

Geklebte Fassaden (0.45cm)

Mit einer Stärke von nur 0.45cm ist es ideal für geklebte Fassadensysteme, so dass die Anwendung von Keramikfliesen direkt auf den Untergrund möglich ist, mit dafür geeigneten Kleber.

Fachadas Pegadas (0.45cm)

Con solamente 0.45cm de espesor, es ideal para sistemas de fachadas pegadas, lo que permite la aplicación de piezas de cerámica directamente sobre el soporte, usando los pegamentos adecuados.

WALL:
ALUMÍNIO 29.5X88.8X0.45 CM RET. NATURAL 1028
FLOOR:
ALUMÍNIO 29.5X29.5X0.8 CM RET. CI 1028CI

SIZES (CM)	PIECES / BOX	SQM / BOX	WEIGHT / BOX	BOX / PALLET	SQM / PALLET	WEIGHT / PALLET
Dimensão / Format Maße / Formato Размеры	Peças / Caixa . Pièces / Boîte Stück / Karton . Piezas / Caja Штук / Коробка	M ² / Caixa . M ² / Boîte M ² / Karton . M ² / Caja Кв.м / Коробка	Peso / Caixa . Poids / Boîte Gewicht / Karton . Peso / Caja Вес / Коробка	Caixa / Paleta . Boîte / Palette Kartons / Palette . Caja / Pallet Коробок / Поддон	M ² / Paleta . M ² / Palette M ² / Palette . M ² / Pallet Кв.м / Поддон	Peso / Paleta . Poids / Palette Gewicht / Palette . Peso / Pallet Вес / Поддон
29.5x88.8x0.45 ret.	8	2.090	21.80	25	52.250	560



Ventilated Facade (1cm)

High performance range with 1cm of thickness, ideal for ventilated facade systems fixed on aluminium supports, enabling solutions of hidden or semi-hidden fixations.

Fachadas Ventiladas (1cm)

Gama de elevada performance com 1cm de espessura, ideal para sistemas de fachadas ventiladas de fixação ao suporte de alumínio, servindo soluções de fixação oculta ou semi-oculta.

Façades Ventilées (1cm)

Gamme de haute performance avec 1cm d'épaisseur, idéal pour les systèmes de façade ventilée de fixation à l'étrier en aluminium, servant des solutions de fixation caché ou semi-caché.

Belüftete Fassaden (1cm)

Sortiment im hohen Leistungsbereich mit 1cm Stärke, ideal für hinterlüftete Fassadensysteme auf Aluminiumträger, für Lösungen mit versteckten oder halb versteckten Befestigungssystemen.


Fachadas Ventiladas (1cm)

Gama de alta performance con 1cm de espesor, ideal para sistemas de fachadas ventiladas de fijación al soporte de aluminio, sirve soluciones de fijación oculta o semi oculta.


NEGRO 29.5X88.8X1 CM RET. NATURAL 1032



PÉROLA Natural
29.5x88.8x1 cm ret. 1014 | K27




BEGE Natural
29.5x88.8x1 cm ret. 1035 | K28




ALUMÍNIO Natural
29.5x88.8x1 cm ret. 1028 | K29



CINZA CLARO Natural
29.5x88.8x1 cm ret. 1020 | K27



CINZA ESCURO Natural
29.5x88.8x1 cm ret. 1025 | K27

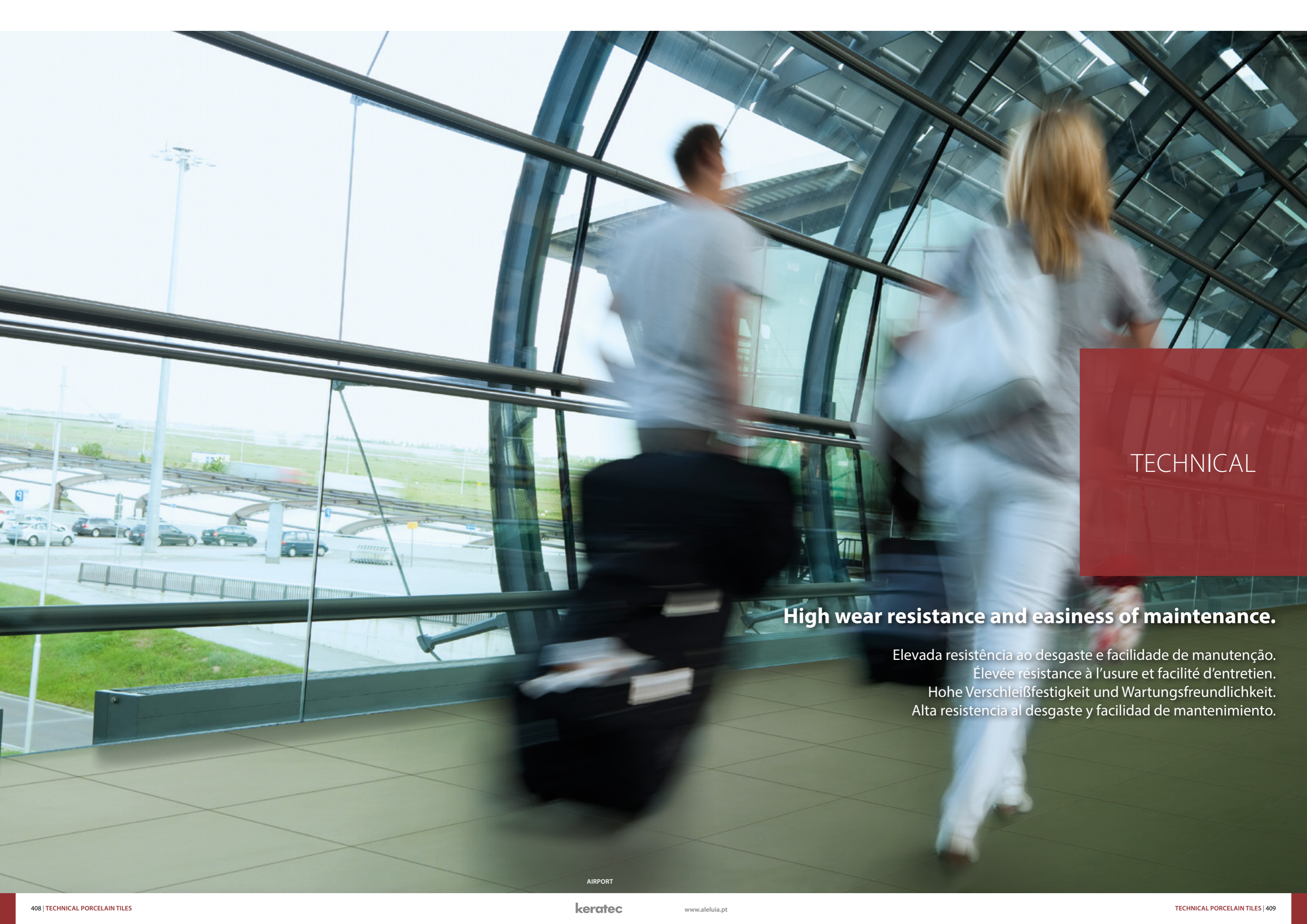


PRETO Natural
29.5x88.8x1 cm ret. 1030 | K28



NEGRO Natural
29.5x88.8x1 cm ret. 1032 | K29

SIZES (CM)	PIECES / BOX	SQM / BOX	WEIGHT / BOX	BOX / PALLET	SQM / PALLET	WEIGHT / PALLET
Dimensão / Format	Peças / Caixa . Pièces / Boîte	M ² / Caixa . M ² / Boîte	Peso / Caixa . Poids / Boîte	Caixa / Paleta . Boîte / Palette	M ² / Paleta . M ² / Palette	Peso / Paleta . Poids / Palette
Maße / Formato	Stück / Karton . Piezas / Caja	M ² / Karton . M ² / Caja	Gewicht / Karton . Peso / Caja	Kartons / Palette . Caja / Pallet	M ² / Palette . M ² / Pallet	Gewicht / Palette . Peso / Pallet
Размеры	Штук / Коробка	Кв.м / Коробка	Вес / Коробка	Коробок / Поддон	Кв.м / Поддон	Вес / Поддон
29.5x88.8x1 ret.	3	0.780	18.75	28	21.840	540



TECHNICAL

High wear resistance and easiness of maintenance.

Elevada resistência ao desgaste e facilidade de manutenção.
Élevée résistance à l'usure et facilité d'entretien.
Hohe Verschleißfestigkeit und Wartungsfreundlichkeit.
Alta resistencia al desgaste y facilidad de mantenimiento.

AIRPORT



KING KHALID UNIVERSITY, SAUDI ARABIA



FULL BODY

WALL & FLOOR / PORCELAIN TILES
Revestimento e Pavimento / Porcelanato . Revêtements & Carreaux de Sol / Grès Cérame
Wand & Boden / Feinsteinzeug . Revestimiento y Pavimento / Porcelánico
Настенная плитка и Плитка для пола / Керамогранит

60x60cm / 23.6"x23.6"

40x40cm / 15.7"x15.7"

30x60cm / 11.8"x23.6"

30x30cm / 11.8"x11.8"

20x20cm / 7.9"x7.9"



PÉROLA



BEGE



ALUMÍNIO



CINZA CLARO



CINZA ESCURO



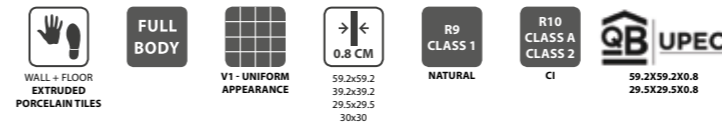
PRETO



NEGRO



TOTAL - SERVICE STATION, PORTUGAL



Due to its unique high wear resistance features combined with a strong resistance to stains and facility of maintenance, this range ensures a high longevity, being the ideal solution for residential use or even for high traffic areas, such as (among others):

- Public spaces;
- Commercial spaces;
- Airports and transport stations;
- Schools;
- Pedestrian routes;
- Hospitals and Pharmacies.

Pelas suas características únicas de elevada resistência ao desgaste aliadas a uma forte resistência a manchas e facilidade de manutenção, esta gama assegura uma elevada longevidade, sendo a solução ideal para uso residencial ou até mesmo de tráfego intenso como, a título de exemplo, (entre outros):

- Espaços públicos;
- Espaços comerciais;
- Aeroportos e estações de transportes;
- Escolas;
- Vias pedonais;
- Hospitais e Farmácias.

En raison de ses caractéristiques uniques de haute résistance à l'usure combinées à une forte résistance aux taches et à la facilité d'entretien, cette gamme assure une longévité élevée, étant la solution idéale pour une utilisation résidentielle ou même un trafic lourd, par exemple, (entre autres):

- Espaces publics;
- Espaces commerciaux;
- Aéroports et gares de transport;
- Écoles;
- Voies pédestres;
- Hôpitaux et Pharmacies.

Aufgrund seine einzigartigen Eigenschaften der hohe Verschleißfestigkeit, sowie einen starken Widerstand gegen Flecken und leichten Wartung, steht dieses Sortiment für eine hohe Langlebigkeit, und ist die ideale Lösung für Wohnverbrauch oder sogar für stark frequentierte Bereiche, wie zum Beispiel (unter anderem):


- öffentliche Bereiche;
- Verkaufsflächen;
- Flughäfen und Transport-Stationen;
- Schulen;
- Wanderwege;
- Krankenhäuser und Apotheken.

Por sus características únicas de alta resistencia al desgaste, aliados a una fuerte resistencia a las manchas y facilidad de mantenimiento, esta gama garantiza una longevidad alta, siendo la solución ideal para uso residencial, o incluso de alto tráfico como, por ejemplo, (entre otros):


- Espacios públicos;
- Comercios;
- Aeroportos y estaciones de transporte;
- Escuelas;
- Senderos;
- Hospitales y farmacias.




HOSPITAL UNIVERSITARIO "MARQUÉS DE VALDECILLA", SPAIN



PÉROLA	Natural	CI	Satin
59.2x59.2x0.8 cm ret.	1014 K23	1014CI K24	1114 K28
39.2x39.2x0.8 cm ret.	1014 K18	1014CI K20	1114 K25
29.5x29.5x0.8 cm ret.	1014 K18	1014CI K20	1114 K25
30x30x0.8 cm	1014 K7	1014CI K8	



CINZA CLARO	Natural	CI	Satin
59.2x59.2x0.8 cm ret.	1020 K23	1020CI K24	1120 K28
39.2x39.2x0.8 cm ret.	1020 K18	1020CI K20	1120 K25
29.5x29.5x0.8 cm ret.	1020 K18	1020CI K20	1120 K25
30x30x0.8 cm	1020 K7	1020CI K8	



CINZA ESCURO	Natural	CI	Satin
59.2x59.2x0.8 cm ret.	1025 K23	1025CI K24	1125 K28
39.2x39.2x0.8 cm ret.	1025 K18	1025CI K20	1125 K25
29.5x29.5x0.8 cm ret.	1025 K18	1025CI K20	1125 K25
30x30x0.8 cm	1025 K7	1025CI K8	



ALUMÍNIO	Natural	CI	Satin
59.2x59.2x0.8 cm ret.	1028 K27	1028CI K28	1128 K32
39.2x39.2x0.8 cm ret.	1028 K21	1028CI K22	1128 K27
29.5x29.5x0.8 cm ret.	1028 K21	1028CI K22	1128 K27
30x30x0.8 cm	1028 K11	1028CI K12	



PRETO	Natural	CI	Satin
59.2x59.2x0.8 cm ret.	1030 K25	1030CI K26	1130 K30
39.2x39.2x0.8 cm ret.	1030 K20	1030CI K21	1130 K26
29.5x29.5x0.8 cm ret.	1030 K20	1030CI K21	1130 K26
30x30x0.8 cm	1030 K10	1030CI K11	



NEGRO	Natural	CI	Satin
59.2x59.2x0.8 cm ret.	1032 K27	1032CI K28	1132 K32
39.2x39.2x0.8 cm ret.	1032 K21	1032CI K22	1132 K27
29.5x29.5x0.8 cm ret.	1032 K21	1032CI K22	1132 K27
30x30x0.8 cm	1032 K11	1032CI K12	



BEGE	Natural	CI	Satin
59.2x59.2x0.8 cm ret.	1035 K25	1035CI K26	1135 K30
39.2x39.2x0.8 cm ret.	1035 K20	1035CI K21	1135 K26
29.5x29.5x0.8 cm ret.	1035 K20	1035CI K21	1135 K26
30x30x0.8 cm	1035 K10	1035CI K11	



PÉROLA Natural CI Satin
29.5x59.2x0.8 cm ret. 1014 | K15 1014CI | K17 1114 | K23

CINZA CLARO Natural CI Satin
29.5x59.2x0.8 cm ret. 1020 | K15 1020CI | K17 1120 | K23


CINZA ESCURO Natural CI Satin
29.5x59.2x0.8 cm ret. 1025 | K15 1025CI | K17 1125 | K23





ALUMÍNIO Natural CI Satin
29.5x59.2x0.8 cm ret. 1028 | K19 1028CI | K21 1128 | K25

PRETO Natural CI Satin
29.5x59.2x0.8 cm ret. 1030 | K17 1030CI | K19 1130 | K24

NEGRO Natural CI Satin
29.5x59.2x0.8 cm ret. 1032 | K19 1032CI | K21 1132 | K25



BEGE Natural CI Satin
29.5x59.2x0.8 cm ret. 1035 | K17 1035CI | K19 1135 | K24



CINZA CLARO Natural CI
30x30x0.6 cm 1020 | K3 1020CI | K5
19.4x19.4x0.7 cm ret. 1020 | K27 1020CI | K28
20x20x0.7 cm 1020 | K5 1020CI | K7

CINZA ESCURO Natural CI
30x30x0.6 cm 1025 | K3 1025CI | K5
19.4x19.4x0.7 cm ret. 1025 | K27 1025CI | K28
20x20x0.7 cm 1025 | K5 1025CI | K7

PRETO Natural CI
30x30x0.6 cm 1030 | K5 1030CI | K7
19.4x19.4x0.7 cm ret. 1030 | K28 1030CI | K29
20x20x0.7 cm 1030 | K7 1030CI | K9

NEGRO Natural CI
30x30x0.6 cm 1032 | K7 1032CI | K9
19.4x19.4x0.7 cm ret. 1032 | K30 1032CI | K31
20x20x0.7 cm 1032 | K9 1032CI | K11



PÉROLA Natural CI
30x30x0.6 cm 1014 | K3 1014CI | K5
19.4x19.4x0.7 cm ret. 1014 | K27 1014CI | K28
20x20x0.7 cm 1014 | K5 1014CI | K7

BEGE Natural CI
30x30x0.6 cm 1035 | K5 1035CI | K7
19.4x19.4x0.7 cm ret. 1035 | K28 1035CI | K29
20x20x0.7 cm 1035 | K7 1035CI | K9

ALUMÍNIO Natural CI
30x30x0.6 cm 1028 | K7 1028CI | K9
19.4x19.4x0.7 cm ret. 1028 | K30 1028CI | K31
20x20x0.7 cm 1028 | K9 1028CI | K11



CINZA ESCURO 29.5X29.5X0.8 CM RET. CI 1025CI

SIZES (CM)	PIECES / BOX	SQM / BOX	WEIGHT / BOX	BOX / PALLET	SQM / PALLET	WEIGHT / PALLET
Dimensão . Format	Peças / Caixa . Pièces / Boîte	M ² / Caixa . M ² / Boîte	Peso / Caixa . Poids / Boîte	Caixa / Paleta . Boîte / Palette	M ² / Paleta . M ² / Palette	Peso / Paleta . Poids / Palette
Maße . Formato	Stück / Karton . Piezas / Caja	M ² / Karton . M ² / Caja	Gewicht / Karton . Peso / Caja	Kartons / Palette . Caja / Pallet	M ² / Palette . M ² / Pallet	Gewicht / Palette . Peso / Pallet
Размеры	Штук / Коробка	Кв.м / Коробка	Вес / Коробка	Коробок / Поддон	Кв.м / Поддон	Вес / Поддон
59.2x59.2x0.8 ret.	4	1.400	25.14	36	50.400	920
39.2x39.2x0.8 ret.	12	1.840	35.28	36	66.240	1285
29.5x59.2x0.8 ret.	7	1.220	22.63	40	48.800	920
29.5x29.5x0.8 ret.	13	1.130	20.10	50	56.500	1020
19.4x19.4x0.7 ret.	43	1.620	24.98	56	90.720	1414
30x30x0.8	13	1.170	20.90	50	58.500	1060
30x30x0.6	17	1.530	20.90	50	76.500	1060
20x20x0.7	39	1.560	24.06	56	87.36	1362



INDUSTRIAL

Maximum robustness and mechanical resistance for heavy load traffic.

Máxima robustez e resistência mecânica para tráfego de cargas pesadas.
Robustesse maximale et résistance mécanique pour le trafic lourd.
Maximale Robustheit und mechanische Beständigkeit für den Schwerverkehr.
Máxima robustez y resistencia mecánica para el tráfico pesado.

PÉROLA 20X20X1,2 CM NATURAL 1014
WAREHOUSE, PORTUGAL



PÉROLA 20X20X1.2 CM NATURAL 1014
JUMBO HYPERMARKET, PORTUGAL



FULL BODY

WALL & FLOOR / PORCELAIN TILES
Revestimento e Pavimento / Porcelanato . Revêtements & Carreaux de Sol / Grès Cérame
Wand & Boden / Feinsteinzeug . Revestimiento y Pavimento / Porcelánico
Настенная плитка и Плитка для пола / Керамогранит

30x30cm / 11.8"x11.8"

20x20cm / 7.9"x7.9"

12x24cm / 4.7"x9.4"



PÉROLA



CINZA CLARO



MALDITA - CRAFT BEER FACTORY, PORTUGAL



Solution of maximum robustness and mechanical resistance that offers high resistance to stains and chemical agents, especially suitable for the most demanding spaces in terms of support of heavy loads and of resistance to use in general (for example, parking lots, supermarkets, transport interfaces, industry, laboratories, etc.).

It has three base formats, with a thickness of 1.2cm and 1.4cm, and offers various types of finishes that meet the specific needs depending on the type of use and foreseen level of security (natural, textured, and textured radial drainage).

Solução de máxima robustez e resistência mecânica que oferece elevada resistência a manchas e agentes químicos, especialmente adequada para espaços mais exigentes em termos de suporte a cargas pesadas e resistência ao uso em geral (ex: parques de estacionamento, hipermercados, transportes, indústria, laboratórios, etc.).

Dispõe de três formatos base, com espessura de 1.2cm e 1.4cm, e oferece diversos tipos de acabamento que permitem responder a necessidades específicas consoante o tipo de utilização e nível de segurança perspectivado (natural, texturado, drenante radial texturado).

Solution de force maximale et résistance mécanique qui offre une haute résistance aux taches et aux agents chimiques, particulièrement adapté pour les zones les plus exigeantes en termes de support de lourdes charges et à l'usure, en général (par exemple, parkings, supermarchés, transports, industrie, laboratoires, etc.).

Dispose de trois formats de base, avec une épaisseur de 1.2cm et 1.4cm, et propose différents types de finition qui répondent à des besoins spécifiques en fonction du type d'utilisation et le niveau de sécurité prévu (naturel, texturé, drainant radial texturé).

Lösung für maximale Robustheit und mechanische Beständigkeit bietet hohe Beständigkeit gegen Fleckenbildung und Chemikalien, besonders geeignet für die anspruchsvollsten Räume in Bezug auf Unterstützung von Schwerlasten und Verwendung im Allgemeinen (z.B. Parkhäuser, Supermärkte, Transport, Industrie, Laboratorien usw.).

Es gibt drei Basis-Formate, mit einer Stärke von 1.2cm und 1.4cm, die in verschiedene Arten und Oberflächen angeboten werden, um Ihre spezifischen Bedürfnisse je nach Einsatzart und vorgesehenen Sicherheitsmaß (natural, texturiert, entwässerung radial texturiert) zur erfüllen.

Solución de máxima solidez y resistencia mecánica que ofrece alta resistencia a manchas y productos químicos, especialmente convenientes para los espacios más exigentes en términos de soporte a cargas pesadas y resistencia al uso en general (por ejemplo, aparcamientos, supermercados, transporte, industria, laboratorios, etc.).

Dispone de tres formatos base, con espesor de 1.2cm y 1.4cm, y ofrece varios tipos de acabado que permiten responder a necesidades específicas dependiendo del tipo de uso y nivel de seguridad ofrecido (natural, con textura, drenaje de textura radial).

CINZA CLARO 30X30X1.2 CM NATURAL 1020
WEST CLIFFS, PORTUGAL



PÉROLA	Natural	CINZA CLARO	Natural
29.5x29.5x1.4 cm ret.	1014 K30	29.5x29.5x1.4 cm ret.	1020 K30
19.4x19.4x1.4 cm ret.	1014 K34	19.4x19.4x1.4 cm ret.	1020 K34
30x30x1.4 cm	1014 K24	30x30x1.4 cm	1020 K24
20x20x1.4 cm	1014 K24	20x20x1.4 cm	1020 K24




PÉROLA	Natural
29.5x29.5x1.2 cm ret.	1014 K26
19.4x19.4x1.2 cm ret.	1014 K33
30x30x1.2 cm	1014 K18
20x20x1.2 cm	1014 K18




PÉROLA	CI
29.5x29.5x1.2 cm ret.	1014CI K27
19.4x19.4x1.2 cm ret.	1014CI K34
30x30x1.2 cm	1014CI K20
20x20x1.2 cm	1014CI K20



PÉROLA	Anti-Slip
29.5x29.5x1.2 cm ret.	1014AS K28
19.4x19.4x1.2 cm ret.	1014AS K35
30x30x1.2 cm	1014AS K21
20x20x1.2 cm	1014AS K21



PÉROLA	Textured CI
29.5x29.5x1.2 cm ret.	1514CI K28
19.4x19.4x1.2 cm ret.	1514CI K34
30x30x1.2 cm	1514CI K21
20x20x1.2 cm	1514CI K21



PÉROLA	Drainage Textured
29.5x29.5x1.2 cm ret.	1914 K32
30x30x1.2 cm	1914 K25
20x20x1.2 cm	1914 K25



CINZA CLARO	Natural
29.5x29.5x1.2 cm ret.	1020 K26
19.4x19.4x1.2 cm ret.	1020 K33
30x30x1.2 cm	1020 K18
20x20x1.2 cm	1020 K18




CINZA CLARO	CI
29.5x29.5x1.2 cm ret.	1020CI K27
19.4x19.4x1.2 cm ret.	1020CI K34
30x30x1.2 cm	1020CI K20
20x20x1.2 cm	1020CI K20



CINZA CLARO	Anti-Slip
29.5x29.5x1.2 cm ret.	1020AS K28
19.4x19.4x1.2 cm ret.	1020AS K35
30x30x1.2 cm	1020AS K21
20x20x1.2 cm	1020AS K21



CINZA CLARO	Textured CI
29.5x29.5x1.2 cm ret.	1520CI K28
19.4x19.4x1.2 cm ret.	1520CI K34
30x30x1.2 cm	1520CI K21
20x20x1.2 cm	1520CI K21



CINZA CLARO	Drainage Textured
29.5x29.5x1.2 cm ret.	1920 K32
30x30x1.2 cm	1920 K25
20x20x1.2 cm	1920 K25



PÉROLA	Natural
11.7x24x1.2 cm	1014 K18



PÉROLA	CI
11.7x24x1.2 cm	1014CI K20

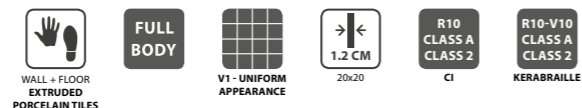


CINZA CLARO	Natural
11.7x24x1.2 cm	1020 K18



CINZA CLARO	CI
11.7x24x1.2 cm	1020CI K20


SIZES (CM)	PIECES / BOX	SQM / BOX	WEIGHT / BOX	BOX / PALLET	SQM / PALLET	WEIGHT / PALLET
Dimensão / Format	Peças / Caixa. Pièces / Boite	M ² / Caixa. M ² / Boite	Peso / Caixa. Poids / Boite	Caixa / Paleta. Boite / Palette	M ² / Paleta. M ² / Palette	Peso / Paleta. Poids / Palette
Maße / Formato	Stück / Karton. Piezas / Caja	M ² / Karton. M ² / Caja	Gewicht / Karton. Peso / Caja	Kartons / Palette. Caja / Pallet	M ² / Palette. M ² / Pallet	Gewicht / Palette. Peso / Pallet
Размеры	Штук / Коробка	Кв.м / Коробка	Вес / Коробка	Коробок / Поддон	Кв.м / Поддон	Вес / Поддон
29.5x29.5x1.4 ret.	7	0.610	19.26	50	30.500	978
29.5x29.5x1.2 ret.	9	0.780	20.70	50	39.000	1050
19.4x19.4x1.4 ret.	20	0.750	23.77	56	42.000	1346
19.4x19.4x1.2 ret.	24	0.900	25.13	56	50.400	1422
30x30x1.4	7	0.630	20.10	50	31.500	1020
30x30x1.2	8	0.720	20.10	50	36.000	1020
20x20x1.4	19	0.760	24.00	56	42.56	1359
20x20x1.2	22	0.880	23.98	56	49.28	1358
11.7x24x1.2	23	0.650	18.40	72	46.800	1340



CAUTION LINE CI
20x20x1.2 cm LC20 | K34



GUIDE LINE CI
20x20x1.2 cm LG20 | K34



CHANGE OF DIRECTION CI
20x20x1.2 cm 1020CI
(MD20) | K19



SAFETY LINE CI
20x20x1.2 cm LS50 | K34

SIZES (CM)	PIECES / BOX	SQM / BOX	WEIGHT / BOX	BOX / PALLET	SQM / PALLET	WEIGHT / PALLET
Dimensão / Format Maße / Formato Размеры	Peças / Caixa . Pièces / Boîte Stück / Karton . Piezas / Caja Штук / Коробка	M² / Caixa . M² / Boîte M² / Karton . M² / Caja Кв.м / Коробка	Peso / Caixa . Poids / Boîte Gewicht / Karton . Peso / Caja Вес / Коробка	Caixa / Palette . Boîte / Palette Kartons / Palette . Caja / Pallet Коробок / Поддон	M² / Palette . M² / Palette M² / Palette . M² / Pallet Кв.м / Поддон	Peso / Palette . Poids / Pallet Gewicht / Palette . Peso / Pallet Вес / Поддон
20x20x1.2	22	0.880	23.98	56	49.28	1358
20x20x1.2 (LC20)	17	0.680	19.99	56	38.08	1134
20x20x1.2 (LG20)	17	0.680	22.01	56	38.08	1248
20x20x1.2 (LS50)	17	0.680	19.48	56	38.08	1106

This complementary range offers a solution of tactile pavement, and is a practical guidance system for the blind and the visually impaired, with different scientifically studied reliefs, and that correspond to objective information and to coordinates that lead the blind and visually impaired in safety to any part of the city or town, being also widely used in transport interfaces.

Esta gama complementar oferece uma solução podotáctil, constituindo um sistema prático de orientação para cegos e amblíopes, com diferentes relevos cientificamente estudados e que correspondem a uma informação objetiva e a coordenadas que conduzem os cegos e amblíopes a qualquer parte de uma cidade ou vila em segurança, sendo também amplamente utilizado em interfaces de transportes.

Cette gamme complémentaire offre une solution podotáctil, fournissant un système d'orientation pratique pour les aveugles et les malvoyants, avec des reliefs scientifiquement étudiés et correspondent à des informations objectives, les coordonnées qui mènent les aveugles et les malvoyants partout d'une ville ou cité en sécurité, également largement utilisé dans les interfaces de transport.

Dieses ergänzende Sortiment bietet eine taktilen-Lösung und ist ein praktisches Leitsystem für Blinde und sehbehinderte Menschen. Mit verschiedenen wissenschaftlich untersuchten Reliefs, entsprechen objektiven Informationen und Koordinaten, mit dem die blinden und sehbehinderten Menschen zu jedem Teil der Stadt oder Gemeinde in Sicherheit geführt werden können, ist auch weit verbreitet in öffentliche Verkehrsmittel-Schnittstellen.

Esta gama complementar ofrece una solución podotáctil, proporcionando un sistema de orientación práctica para los ciegos y discapacitados visuales, con diferentes relieves estudiados científicamente y corresponden a una información objetiva y a coordenadas que conducen los ciegos e incapacitados visuales a cualquier parte de una ciudad o pueblo en seguridad, y es también ampliamente utilizada en las interfaces de transporte.



KERABRAILLE





Exclusive design to transform accessibilities.

Design exclusivo para transformar as acessibilidades.
Un design unique pour transformer l'accessibilité.
Exklusives Design, um die Zugänglichkeiten zu verändern.
Diseño único para transformar la accesibilidad.

KERABRAILLE SYSTEM











PRODUCT
SUMMARY








SÉRIE Série	FORMAT Formato Format	THICKNESS Espessura Épaisseur	SIZES Dimensão Dimension	FINISH Acabamento Finition	   						
					DIN 51130	ENV 12633	PTV (wet) TRL (55)	DIN 51097			
RENOVATION	30x90	0.45 cm	29.5x88.8x0.45 cm ret.	Natural							
	30x60	0.45 cm	29.5x59.2x0.45 cm ret.	Natural							
FAÇADES	30x90	1 cm	29.5x88.8x1 cm ret.	Natural							
	30x90	0.45 cm	29.5x88.8x0.45 cm ret.	Natural							
TECHNICAL	60x60	0.8 cm	59.2x59.2x0.8 cm ret.	Natural	R9	1		U4 P3 E3 C2			
				CI	R10	2	>36	A			
	30x60	0.8 cm	29.5x59.2x0.8 cm ret.	Natural	R9	1		U4 P3 E3 C2			
				CI	R10	2	>36	A			
	40x40	0.8 cm	39.2x39.2x0.8 cm ret.	Natural	R9	1					
				CI	R10	2	>36	A			
	30x30	0.8 cm	29.5x29.5x0.8 cm ret.	Natural	R9	1		U4 P4 E3 C2			
				CI	R10	2	>36	A			
				30x30x0.8 cm	Natural	R9	1				
					CI	R10	2	>36	A		
				30x30x0.6 cm	Natural	R9	1				
					CI	R10	2	>36	A		
	20x20	0.7 cm	19.4x19.4x0.7 cm ret.	Natural	R9	1		U4 P3 E3 C2			
				CI	R10	2	>36	A			
				20x20x0.7 cm	Natural	R9	1				
					CI	R10	2	>36	A		
				30x30	1.2 cm	29.5x29.5x1.4 cm ret.	Natural	R9	1		U4 P4 E3 C2
							CI	R10	2	>36	A
	29.5x29.5x1.2 cm ret.	Anti-Slip	R11				3	>45	A+B		
		Textured CI	R12				3	>45	A+B		
	30x30x1.2 cm	Drainage Textured	R12-V6				3	>45	A+B+C		
		Natural	R9				1				
	12x24	1.2 cm	11.7x24x1.2 cm	CI	R10	2	>36	A			
				19.4x19.4x1.4 cm ret.	Natural	R9	1		U4 P4 E3 C2		
Natural					R9	1					
20x20x1.4 cm				Natural	R9	1					
				Natural	R9	1		U4 P4+ E3 C2			
20x20				1.2 cm	19.4x19.4x1.2 cm ret.	CI	R10	2	>36	A	
	Anti-Slip	R11	3			>45	A+B				
	Textured CI	R12	3			>45	A+B				
	20x20x1.2 cm	Natural	R9			1					
		CI	R10			2	>36	A			
	20x20x1.2 cm	Anti-Slip	R11			3	>45	A+B			
Textured CI		R12	3	>45	A+B						
12x24	1.2 cm	11.7x24x1.2 cm	Drainage Textured	R12-V6	3	>45	A+B+C				
			Natural	R9	1						
12x24	1.2 cm	11.7x24x1.2 cm	CI	R10	2	>36	A				

The products of the facade range (29.5x88.8x1 cm rect. and 29.5x88.8x0.45 cm rect.) and remaining products with a 0.45 cm thickness are not recommended for application on the floor.
 Os produtos da gama de fachadas (29.5x88.8x1 cm ret. e 29.5x88.8x0.45 cm ret.) e restantes de espessura 0.45 cm não são recomendados para aplicação no pavimento. | La gamme de produits façades (29.5x88.8x1 cm rect. et 29.5x88.8x0.45 cm rect.) et autres d'épaisseur 0.45 cm ne sont pas recommandés pour une application dans le sol.

SPECIAL COLOUR RANGE (with conditions**)

 WALL & FLOOR TILES REVESTIMENTO E PAVIMENTO REVÊTEMENTS & CARREAUX DE SOL	
	AMARELO 1045
	OURO 1050
	CASTANHO ESCURO 1057
	BRONZE 1058
	VERMELHO 1065
	ROSA VELHO 1075
	TURQUESA 1080

** Minimum production batch of 2500 sqm - Please contact the manufacturer. | Mínimo de produção de 2500 m² - Por favor contactar o fabricante. | Minimum production 2500 m² - Veuillez contacter l'usine.

      						
PÉROLA	CINZA CLARO	CINZA ESCURO	ALUMÍNIO	PRETO	NEGRO	BEGE
1014 K25	1020 K25	1025 K25	1028 K25	1030 K25	1032 K25	1035 K25
1014 K22	1020 K22	1025 K22	1028 K22	1030 K22	1032 K22	1035 K22
1014 K27	1020 K27	1025 K27	1028 K29	1030 K28	1032 K29	1035 K28
1014 K25	1020 K25	1025 K25	1028 K25	1030 K25	1032 K25	1035 K25
1014 K23	1020 K23	1025 K23	1028 K27	1030 K25	1032 K27	1035 K25
1014CI K24	1020CI K24	1025CI K24	1028CI K28	1030CI K26	1032CI K28	1035CI K26
1114 K28	1120 K28	1125 K28	1128 K32	1130 K30	1132 K32	1135 K30
1014 K15	1020 K15	1025 K15	1028 K19	1030 K17	1032 K19	1035 K17
1014CI K17	1020CI K17	1025CI K17	1028CI K21	1030CI K19	1032CI K21	1035CI K19
1114 K23	1120 K23	1125 K23	1128 K25	1130 K24	1132 K25	1135 K24
1014 K18	1020 K18	1025 K18	1028 K21	1030 K20	1032 K21	1035 K20
1014CI K20	1020CI K20	1025CI K20	1028CI K22	1030CI K21	1032CI K22	1035CI K21
1114 K20	1120 K20	1125 K20	1128 K27	1130 K26	1132 K27	1135 K26
1014 K18	1020 K18	1025 K18	1028 K21	1030 K20	1032 K21	1035 K20
1014CI K20	1020CI K20	1025CI K20	1028CI K22	1030CI K21	1032CI K22	1035CI K21
1114 K25	1120 K25	1125 K25	1128 K27	1130 K26	1132 K27	1135 K26
1014 K7	1020 K7	1025 K7	1028 K11	1030 K10	1032 K11	1035 K10
1014CI K8	1020CI K8	1025CI K8	1028CI K12	1030CI K11	1032CI K12	1035CI K11
1014 K3	1020 K3	1025 K3	1028 K7	1030 K5	1032 K7	1035 K5
1014CI K5	1020CI K5	1025CI K5	1028CI K9	1030CI K7	1032CI K9	1035CI K7
1014 K27	1020 K27	1025 K27	1028 K30	1030 K28	1032 K30	1035 K28
1014CI K28	1020CI K28	1025CI K28	1028CI K31	1030CI K29	1032CI K31	1035CI K29
1014 K5	1020 K5	1025 K5	1028 K9	1030 K7	1032 K9	1035 K7
1014CI K7	1020CI K7	1025CI K7	1028CI K11	1030CI K9	1032CI K11	1035CI K9
1014 K30	1020 K30					
1014 K24	1020 K24					
1014 K26	1020 K26					
1014CI K27	1020CI K27					
1014AS K28	1020AS K28					
1514CI K28	1520CI K28					
1914 K32	1920 K32					
1014 K18	1020 K18					
1014CI K20	1020CI K20					
1014AS K21	1020AS K21					
1514CI K21	1520CI K21					
1914 K25	1920 K25					
1014 K34	1020 K34					
1014 K24	1020 K24					
1014 K33	1020 K33					
1014CI K34	1020CI K34					
1014AS K35	1020AS K35					
1514CI K34	1520CI K34					
1014 K18	1020 K18					
1014CI K20	1020CI K20					
1014AS K21	1020AS K21					
1514CI K21	1520CI K21					
1914 K25	1920 K25					
1014 K18	1020 K18					
1014CI K20	1020CI K20					

Die Produkte des Fassadensortiments (29.5x88.8x1 cm rect. und 29.5x88.8x0.45 cm rect.) und die verbleibenden Produkte mit einer Stärke von 0.45 cm sind nicht für die Anwendung auf dem Boden zu empfehlen.
 Los productos de la gama de fachadas (29.5x88.8x1 cm rect. y 29.5x88.8x0.45 cm rect.) y restantes de espesor 0.45 cm no se recomiendan para el uso en pavimento.

Mindestproduktions - Charge von 2500 m² - Bitte kontaktieren Sie den Hersteller. | Mínimo de producción de 2500 m² - Favor contactar fabrica.

SPECIAL PRODUCT RANGE

 **WALL & FLOOR TILES**
 REVESTIMENTO E PAVIMENTO
 REVÊTEMENTS & CARREAUX DE SOL

KERABRAILLE (20x20x1.2 cm)

DIN 51130: R10-V10 | ENV 12633: 2 | PTV (wet): >36 | DIN 51097: A



CAUTION LINE CI LC20 | K34
GUIDE LINE CI LG20 | K34
SAFETY LINE CI LS50 | K34

DIN 51130: R10 | ENV 12633: 2 | PTV (wet): >36 | DIN 51097: A



CHANGE OF DIRECTION CI
 1020CI (MD20) | K19

THICKNESS



Other thicknesses can be produced under certain conditions.

Outras espessuras poderão ser produzidas mediante condições especiais.

D'autres épaisseurs peuvent être produits avec des conditions spéciales.

Weitere Stärken können unter bestimmten Bedingungen hergestellt werden.

Otros espesores pueden ser producidos por medio de condiciones especiales.

A technical drawing on a blue grid background is shown. The drawing includes various dimensions and annotations. A metal caliper is placed over the drawing, with its jaws resting on a circular feature. The drawing shows a cross-section of a part with dimensions such as 18, 9, 10, 28, and 23. A semi-circular feature is also visible with a radius of 23. The drawing is on a white sheet of paper that is slightly curled. The background is a blue grid paper with technical specifications like Rz20, Rz40, and 4max.

Technical Information



PORCELAIN TILES (A) . PORCELANATO (A) . GRÉS CÉRAME (A) . FEINSTEINZEUG (A) . PORCELÁNICO (A) . КЕРАМОГРАНИТ (А)

FEATURES CARACTERÍSTICAS CARACTERISTIQUES TECHNISCHE EIGENSCHAFTEN CARACTERÍSTICAS ОСОБЕННОСТИ	NORM NORMA NORME NORM NORMA НОРМА	SPECIFICATION EN 14411 GRUPO BI a-GL ESPECIFICAÇÃO EN 14411 GRUPO BI a-GL SPECIFICATION EN 14411 GROUPE BI a-GL HAUSEIGENE NORM EN 14411 GRUPPE BI a-GL ESPECIFICACIÓN EN 14411 GRUPO BI a-GL СПЕЦИФИКАЦИИ EN 14411 ГРУППА BI a-GL	ALELUIA SPECIFICATION ESPECIFICAÇÃO SPECIFICATION HAUSEIGENE NORM ESPECIFICACION СПЕЦИФИКАЦИИ	SPECIFICATION EN 14411 GRUPO BI a-UGL ESPECIFICAÇÃO EN 14411 GRUPO BI a-UGL SPECIFICATION EN 14411 GROUPE BI a-UGL HAUSEIGENE NORM EN 14411 GRUPPE BI a-UGL ESPECIFICACIÓN EN 14411 GRUPO BI a-UGL СПЕЦИФИКАЦИИ EN 14411 ГРУППА BI a-UGL	ALELUIA SPECIFICATION ESPECIFICAÇÃO SPECIFICATION HAUSEIGENE NORM ESPECIFICACION СПЕЦИФИКАЦИИ	
SIZE TOLERANCE (%) TOLERÂNCIAS DIMENSIONAIS (%) TOLÉRANCE S DIMENSIONNELLES (%) MASSTOLERANZ (%) TOLERANCIAS DIMENSIONALES (%) РАЗМЕР ТОЛЕРАНТНОСТИ (%)	EN ISO 10545-2	±0,6 MAXIMUM VALUE ± 2 MM VALOR MÁXIMO ± 2 MM VALEUR MAXIMUM ± 2 MM MAXIMALWERT ± 2 MM VALOR MÁXIMO ± 2 MM МАКСИМАЛЬНОЕ ЗНАЧЕНИЕ ± 2 MM	±0,4	±0,6 MAXIMUM VALUE ± 2 MM VALOR MÁXIMO ± 2 MM VALEUR MAXIMUM ± 2 MM MAXIMALWERT ± 2 MM VALOR MÁXIMO ± 2 MM МАКСИМАЛЬНОЕ ЗНАЧЕНИЕ ± 2 MM	±0,4	
THICKNESS (%) ESPESURA (%) ÉPAISSEUR (%) STÄRKE (ABWEICHUNG) (%) ESPESOR (%) ТОЛЩИНА (%)		±5 MAXIMUM VALUE ± 0,5 MM VALOR MÁXIMO ± 0,5 MM VALEUR MAXIMUM ± 0,5 MM MAXIMALWERT ± 0,5 MM VALOR MÁXIMO ± 0,5 MM МАКСИМАЛЬНОЕ ЗНАЧЕНИЕ ± 0,5 MM	IN ACCORDANCE CONFORME EN CONFORMITÉ KONFORM EN CONFORMIDAD СОГЛАСНО	±5 MAXIMUM VALUE ± 0,5 MM VALOR MÁXIMO ± 0,5 MM VALEUR MAXIMUM ± 0,5 MM MAXIMALWERT ± 0,5 MM VALOR MÁXIMO ± 0,5 MM МАКСИМАЛЬНОЕ ЗНАЧЕНИЕ ± 0,5 MM	IN ACCORDANCE CONFORME EN CONFORMITÉ KONFORM EN CONFORMIDAD СОГЛАСНО	
RECTILINEARITY (%) RETILINEARIDADE (%) RECTILINEARITÉ (%) KANTENGERADTHEIT (%) RECTWINKELIGHEIT (%) RETILINEARIDAD (%) ПРЯМОЛИНЕЙНОСТЬ (%)		±0,5 MAXIMUM VALUE ± 1,5 MM VALOR MÁXIMO ± 1,5 MM VALEUR MAXIMUM ± 1,5 MM MAXIMALWERT ± 1,5 MM VALOR MÁXIMO ± 1,5 MM МАКСИМАЛЬНОЕ ЗНАЧЕНИЕ ± 1,5 MM	±0,3	±0,5 MAXIMUM VALUE ± 1,5 MM VALOR MÁXIMO ± 1,5 MM VALEUR MAXIMUM ± 1,5 MM MAXIMALWERT ± 1,5 MM VALOR MÁXIMO ± 1,5 MM МАКСИМАЛЬНОЕ ЗНАЧЕНИЕ ± 1,5 MM	±0,3	
ORTHOGONALITY (%) ORTOGONALIDADE (%) ORTHOGONALITÉ (%) RECHTWINKELIGHEIT (%) ORTOGONALIDAD (%) ОКТОГОНАЛЬНОСТЬ (%)		±0,5 MAXIMUM VALUE ± 2 MM VALOR MÁXIMO ± 2 MM VALEUR MAXIMUM ± 2 MM MAXIMALWERT ± 2 MM VALOR MÁXIMO ± 2 MM МАКСИМАЛЬНОЕ ЗНАЧЕНИЕ ± 2 MM	±0,4	±0,5 MAXIMUM VALUE ± 2 MM VALOR MÁXIMO ± 2 MM VALEUR MAXIMUM ± 2 MM MAXIMALWERT ± 2 MM VALOR MÁXIMO ± 2 MM МАКСИМАЛЬНОЕ ЗНАЧЕНИЕ ± 2 MM	±0,4	
FLATNESS PLANARIDADE PLANARITÉ EBENFLÄCHIGKEIT PLANARIDAD НЕРАВНОМЕРНОСТЬ		CENTRAL CURVATURE (%) CURVATURA CENTRAL (%) COURBURE CENTRALE (%) MITTLIGE KRÜMMUNG (%) CURVATURA CENTRAL (%) ЦЕНТРАЛЬНОЕ ИСКРИВЛЕНИЕ (%)	±0,5 MAXIMUM VALUE ± 2 MM VALOR MÁXIMO ± 2 MM VALEUR MAXIMUM ± 2 MM MAXIMALWERT ± 2 MM VALOR MÁXIMO ± 2 MM МАКСИМАЛЬНОЕ ЗНАЧЕНИЕ ± 2 MM	-0,10 / +0,15	±0,5 MAXIMUM VALUE ± 2 MM VALOR MÁXIMO ± 2 MM VALEUR MAXIMUM ± 2 MM MAXIMALWERT ± 2 MM VALOR MÁXIMO ± 2 MM МАКСИМАЛЬНОЕ ЗНАЧЕНИЕ ± 2 MM	-0,10 / +0,15
		LATERAL CURVATURE (%) CURVATURA LATERAL (%) COURBURE LATÉRALE (%) KANTENKRÜMMUNG (%) CURVATURA LATERAL (%) БОКОВОЕ ИСКРИВЛЕНИЕ (%)	±0,5 MAXIMUM VALUE ± 2 MM VALOR MÁXIMO ± 2 MM VALEUR MAXIMUM ± 2 MM MAXIMALWERT ± 2 MM VALOR MÁXIMO ± 2 MM МАКСИМАЛЬНОЕ ЗНАЧЕНИЕ ± 2 MM	-0,10 / +0,15	±0,5 MAXIMUM VALUE ± 2 MM VALOR MÁXIMO ± 2 MM VALEUR MAXIMUM ± 2 MM MAXIMALWERT ± 2 MM VALOR MÁXIMO ± 2 MM МАКСИМАЛЬНОЕ ЗНАЧЕНИЕ ± 2 MM	-0,10 / +0,15
DIAGONAL DEFLECTION (%) FLECHA À DIAGONAL (%) FLÈCHE EN DIAGONALE (%) KRÜMMUNG IN DER DIAGONALE (%) LA FLECHA DIAGONAL (%) ДИАГОНАЛЬНОЕ ОТКЛОНЕНИЕ (%)	±0,5 MAXIMUM VALUE ± 2 MM VALOR MÁXIMO ± 2 MM VALEUR MAXIMUM ± 2 MM MAXIMALWERT ± 2 MM VALOR MÁXIMO ± 2 MM МАКСИМАЛЬНОЕ ЗНАЧЕНИЕ ± 2 MM	-0,10 / +0,20	±0,5 MAXIMUM VALUE ± 2 MM VALOR MÁXIMO ± 2 MM VALEUR MAXIMUM ± 2 MM MAXIMALWERT ± 2 MM VALOR MÁXIMO ± 2 MM МАКСИМАЛЬНОЕ ЗНАЧЕНИЕ ± 2 MM	-0,10 / +0,20		
	DIAGONAL DEFLECTION (%) FLECHA À DIAGONAL (%) FLÈCHE EN DIAGONALE (%) KRÜMMUNG IN DER DIAGONALE (%) LA FLECHA DIAGONAL (%) ДИАГОНАЛЬНОЕ ОТКЛОНЕНИЕ (%)	±0,5 MAXIMUM VALUE ± 2 MM VALOR MÁXIMO ± 2 MM VALEUR MAXIMUM ± 2 MM MAXIMALWERT ± 2 MM VALOR MÁXIMO ± 2 MM МАКСИМАЛЬНОЕ ЗНАЧЕНИЕ ± 2 MM	-0,10 / +0,20	±0,5 MAXIMUM VALUE ± 2 MM VALOR MÁXIMO ± 2 MM VALEUR MAXIMUM ± 2 MM MAXIMALWERT ± 2 MM VALOR MÁXIMO ± 2 MM МАКСИМАЛЬНОЕ ЗНАЧЕНИЕ ± 2 MM	-0,10 / +0,20	
WATER ABSORPTION (%) . ABSORÇÃO DE ÁGUA (%) ABSORPTION D'EAU (%) . WASSERAUFNAHME (%) ABSORCIÓN DE AGUA (%) . ВОДОПОГЛОЩЕНИЕ (%)	EN ISO 10545-3	≤0,5	≤0,1	≤0,5	≤0,1	
MODULUS OF RUPTURE (N / MM²) . MÓDULO DE RUTURA (N / MM²) MODULE DE RUPTURE (N / MM²) . BRUCHFESTIGKEIT (N / MM²) MÓDULO DE RUPTURA (N / MM²) . МОДУЛЬ РАЗРЫВА (Н / MM²)	EN ISO 10545-4	≥35	≥35	≥35	≥35	
FLEXION RESISTANCE (N) . RESISTÊNCIA À FLEXÃO (N) RÉSISTANCE À LA FLEXION (N) . BIEGEFESTIGKEIT (N) RESISTENCIA A LA FLEXIÓN (N) . СОПРОТИВЛЕНИЕ СГИБАНИЮ (N)	EN ISO 10545-4	≥1300	≥1500 (1)	≥1300	≥1500 (1)	
THERMAL SHOCK RESISTANCE RESISTÊNCIA AO CHOQUE TÉRMICO RÉSISTANCE AUX ÉCARTS DE TEMPÉRATURE TEMPERATURWECHSELBESTÄNDIGKEIT RESISTENCIA AL CHOQUE TÉRMICO ТЕРМИЧЕСКАЯ СТОЙКОСТЬ	EN ISO 10545-9	WHEN REQUIRED QUANDO EXIGIDA QUAND EXIGÉE WENN VERLANGT CUANDO REQUERIDO ПРИ НЕОБХОДИМОСТИ	RESISTANT RESISTENTE RÉSISTANT BESTÄNDIG RESISTENTE УСТОЙЧИВОСТЬ	WHEN REQUIRED QUANDO EXIGIDA QUAND EXIGÉE WENN VERLANGT CUANDO REQUERIDO ПРИ НЕОБХОДИМОСТИ	RESISTANT RESISTENTE RÉSISTANT BESTÄNDIG RESISTENTE УСТОЙЧИВОСТЬ	
CRACK RESISTANCE RESISTÊNCIA AO FENDILHAMENTO RÉSISTANCE AUX CRAQUERES HAARISSBESTÄNDIGKEIT RESISTENCIA A LA FISURACIÓN ТРЕЩИНОСТОЙКОСТЬ	EN ISO 10545-11	RESISTANT RESISTENTE RÉSISTANT BESTÄNDIG RESISTENTE УСТОЙЧИВОСТЬ	RESISTANT RESISTENTE RÉSISTANT BESTÄNDIG RESISTENTE УСТОЙЧИВОСТЬ	-	-	

(A) Porcelain Floor Tiles - EN14411 – Group BI a (1st choice)

(1) Formats: Thickness ≥ 7,5 mm

(2) To be indicated by the producer – Product by Product

(2a) Acids and bases (Low Concentration)

(3) Depending on glass / colour

(A) Pavimentos Cerâmicos de Pasta Porcelânica Monocozedura - EN14411 - Grupo BI a (1ª escolha)

(1) Formatos: Espessura ≥ 7,5 mm

(2) A Indicar Pelo Produtor - Produto a Produto

(2a) Ácidos e Bases (Baixa Concentração)

(3) Consoante o vidro / cor

(A) Grès Cérame – EN14411 – Groupe BI a (1er choix)

(1) Formats: Épaisseur ≥ 7,5 mm

(2) A indiquer par le Producteur- Produit par Produit

(2a) Acides et Bases (Faible Concentration)

(3) Selon le verre / la couleur

(A) Feinsteinzeug – EN14411 – Gruppe BI a (1. Wahl)

(1) Formate: Stärke ≥ 7,5 mm

(2) Wie vom Hersteller produktbezogen anzugeben

(2a) Säuren und Laugen (Niedrige Konzentration)

(3) Je nach Glas / Farbe

(A) Pavimentos Cerâmicos de Pasta Porcelânica de monocozedura – EN14411 – Grupo BI a (1ª calidad)

(1) Formatos: Espesor ≥ 7,5mm

(2) A especificar por el fabricante – Producto a Producto

(2a) Ácidos y bases (Baja Concentración)

(3) Dependiendo del vidrio / color



PORCELAIN TILES (A) . PORCELANATO (A) . GRÉS CÉRAME (A) . FEINSTEINZEUG (A) . PORCELÁNICO (A) . КЕРАМОГРАНИТ (А)

FEATURES CARACTERÍSTICAS CARACTERISTIQUES TECHNISCHE EIGENSCHAFTEN CARACTERÍSTICAS ОСОБЕННОСТИ	NORM NORMA NORME NORM NORMA НОРМА	SPECIFICATION EN 14411 GRUPO BI a-GL ESPECIFICAÇÃO EN 14411 GRUPO BI a-GL SPECIFICATION EN 14411 GROUPE BI a-GL HAUSEIGENE NORM EN 14411 GRUPPE BI a-GL ESPECIFICACIÓN EN 14411 GRUPO BI a-GL СПЕЦИФИКАЦИИ EN 14411 ГРУППА BI a-GL	ALELUIA SPECIFICATION ESPECIFICAÇÃO SPECIFICATION HAUSEIGENE NORM ESPECIFICACION СПЕЦИФИКАЦИИ	SPECIFICATION EN 14411 GRUPO BI a-UGL ESPECIFICAÇÃO EN 14411 GRUPO BI a-UGL SPECIFICATION EN 14411 GROUPE BI a-UGL HAUSEIGENE NORM EN 14411 GRUPPE BI a-UGL ESPECIFICACIÓN EN 14411 GRUPO BI a-UGL СПЕЦИФИКАЦИИ EN 14411 ГРУППА BI a-UGL	ALELUIA SPECIFICATION ESPECIFICAÇÃO SPECIFICATION HAUSEIGENE NORM ESPECIFICACION СПЕЦИФИКАЦИИ
STAIN RESISTANCE RESISTÊNCIA ÀS MANCHAS RÉSISTANCE AUX TÂCHES FLECKENBESTÄNDIGKEIT RESISTENCIA A LAS MANCHAS СТОЙКОСТЬ К ПЯТНАМ	EN ISO 10545-14	MINIMUM CLASS 3 MÍNIMO CLASSE 3 MINIMUM CLASSE 3 MINDEST KLASSE 3 MINIMO CLASSE 3 МИНИМАЛЬНЫЙ КЛАСС 3	CLASS 4 OR 5 CLASSE 4 OU 5 CLASSE 4 OU 5 KLASSE 4 OR 5 CLASSE 4 O 5 КЛАСС 4 ИЛИ 5	TEST AVAILABLE ENSAIO DISPONÍVEL ESSAI DISPONIBLE TESTBERICHT VERFÜGBAR ENSAYO DISPONIBLE ДОСТУПНОЕ ТЕСТИРОВАНИЕ	CLASS 4 OR 5 CLASSE 4 OU 5 CLASSE 4 OU 5 KLASSE 4 OR 5 CLASSE 4 O 5 КЛАСС 4 ИЛИ 5
CHEMICAL RESISTANCE RESISTÊNCIA QUÍMICA RÉSISTANCE AUX AGENTS CHIMIQUES CHEMISCHE BESTÄNDIGKEIT RESISTENCIA QUÍMICA ХИМИЧЕСКАЯ УСТОЙЧИВОСТЬ	EN ISO 10545-13	HOUSEHOLD DETERGENTS DETERGENTES DOMESTICOS DETERGENTES DOMESTIQUES HAUSHALTSREINIGER DETERGENTES DOMÉSTICOS МОЮЩИЕ СРЕДСТВА	CLASS A CLASSE A CLASSE A KLASSE A CLASSE A КЛАСС А	≥ CLASS B ≥ CLASSE B ≥ CLASSE B ≥ CLASSE B ≥ CLASSE B ≥ CLASSE B ≥ КЛАСС В	CLASS A CLASSE A CLASSE A KLASSE A CLASSE A КЛАСС А
		ADDITIVES FOR POOLS ADITIVOS PARA PISCINAS ADITIFS POUR PISCINES ZUSATZSTOFFE FÜR SCHWIMMBÄDER ADITIVOS PARA PISCINAS СПЕЦИАЛЬНЫЕ ЭЛЕМЕНТЫ ДЛЯ БАССЕЙНА	CLASS A CLASSE A CLASSE A KLASSE A CLASSE A КЛАСС А	≥ CLASS B ≥ CLASSE B ≥ CLASSE B ≥ CLASSE B ≥ CLASSE B ≥ CLASSE B ≥ КЛАСС В	CLASS A CLASSE A CLASSE A KLASSE A CLASSE A КЛАСС А
		ACIDS ÁCIDOS ACIDES SÄUREN ÁCIDOS КИСЛОТА	CLASS LA (2a) CLASSE LA (2a) CLASSE LA (2a) KLASSE LA (2a) CLASSE LA (2a) КЛАСС LA (2a)	(2)	CLASS LA (2a) CLASSE LA (2a) CLASSE LA (2a) KLASSE LA (2a) CLASSE LA (2a) КЛАСС LA (2a)
BASES BASES BASES LAUGEN BASES БАЗЫ	(2)	CLASS LA (2a) CLASSE LA (2a) CLASSE LA (2a) KLASSE LA (2a) CLASSE LA (2a) КЛАСС LA (2a)	CLASS LA (2a) CLASSE LA (2a) CLASSE LA (2a) KLASSE LA (2a) CLASSE LA (2a) КЛАСС LA (2a)		
RESISTANCE TO ABRASION RESISTÊNCIA À ABRASÃO RÉSISTANCE À L'ABRASION ABRIEFESTIGKEIT RESISTENCIA A LA ABRASION УСТОЙЧИВОСТЬ К ИСТИРАНИЮ	EN ISO 10545-7	I TO V I A V (3) I A V (3) I B IS V (3) I A V (3) I DO V (3)	I TO V (3) I A V (3) I A V (3) I B IS V (3) I A V (3) I DO V (3)	-	-
RESISTANCE TO DEEP ABRASION (MM ³) RESISTÊNCIA À ABRASÃO PROFUNDA (MM ³) RESISTENCIA A LA ABRASIÓN PROFUNDA (MM ³) RÉSISTANCE À L'ABRASION PROFOND (MM ³) BESTÄNDIGKEIT GEGEN TIEFENABRIEB (MM ³) СОПРОТИВЛЕНИЕ К ГЛУБОКОМУ ИСТИРАНИЮ (MM ³)	EN ISO 10545-6	-	-	≤ 175	≤ 150
FROST RESISTANCE RESISTÊNCIA AO GELO RÉSISTANCE AU GEL FROSTBESTÄNDIGKEIT RESISTENCIA AL HIELO УСТОЙЧИВОСТЬ К ЗАМОРАЖИВАНИЮ	EN ISO 10545-12	RESISTANT RESISTENTE RÉSISTANT BESTÄNDIG RESISTENTE УСТОЙЧИВОСТЬ	RESISTANT RESISTENTE RÉSISTANT BESTÄNDIG RESISTENTE УСТОЙЧИВОСТЬ	RESISTANT RESISTENTE RÉSISTANT BESTÄNDIG RESISTENTE УСТОЙЧИВОСТЬ	RESISTANT RESISTENTE RÉSISTANT BESTÄNDIG RESISTENTE УСТОЙЧИВОСТЬ
RESISTANCE TO SLIPPING RESISTÊNCIA AO ESCORREGAMENTO RÉSISTANCE AU GLISSEMENT RUTSCHHEMMUNG RESISTENCIA AL DESLIZAMIENTO СОПРОТИВЛЕНИЕ К СКОЛЬЖЕНИЮ	DIN 51130	TEST AVAILABLE ENSAIO DISPONÍVEL ESSAI DISPONIBLE TESTBERICHT VERFÜGBAR ENSAYO DISPONIBLE ДОСТУПНОЕ ТЕСТИРОВАНИЕ	PRODUCT TO PRODUCT PRODUTO A PRODUTO PRODUIT A PRODUIT JE NACH PRODUKT PRODUCTO A PRODUCTO ПРОДУКТ К ПРОДУКТУ	TEST AVAILABLE ENSAIO DISPONÍVEL ESSAI DISPONIBLE TESTBERICHT VERFÜGBAR ENSAYO DISPONIBLE ДОСТУПНОЕ ТЕСТИРОВАНИЕ	PRODUCT TO PRODUCT PRODUTO A PRODUTO PRODUIT A PRODUIT JE NACH PRODUKT PRODUCTO A PRODUCTO ПРОДУКТ К ПРОДУКТУ
RESISTANCE TO SLIPPING RESISTÊNCIA AO ESCORREGAMENTO RÉSISTANCE AU GLISSEMENT RUTSCHHEMMUNG RESISTENCIA AL DESLIZAMIENTO СОПРОТИВЛЕНИЕ К СКОЛЬЖЕНИЮ	DIN 51097	TEST AVAILABLE ENSAIO DISPONÍVEL ESSAI DISPONIBLE TESTBERICHT VERFÜGBAR ENSAYO DISPONIBLE ДОСТУПНОЕ ТЕСТИРОВАНИЕ	PRODUCT TO PRODUCT PRODUTO A PRODUTO PRODUIT A PRODUIT JE NACH PRODUKT PRODUCTO A PRODUCTO ПРОДУКТ К ПРОДУКТУ	TEST AVAILABLE ENSAIO DISPONÍVEL ESSAI DISPONIBLE TESTBERICHT VERFÜGBAR ENSAYO DISPONIBLE ДОСТУПНОЕ ТЕСТИРОВАНИЕ	PRODUCT TO PRODUCT PRODUTO A PRODUTO PRODUIT A PRODUIT JE NACH PRODUKT PRODUCTO A PRODUCTO ПРОДУКТ К ПРОДУКТУ
RESISTANCE TO SLIPPING RESISTÊNCIA AO ESCORREGAMENTO RÉSISTANCE AU GLISSEMENT RUTSCHHEMMUNG RESISTENCIA AL DESLIZAMIENTO СОПРОТИВЛЕНИЕ К СКОЛЬЖЕНИЮ	ENV 12633	TEST AVAILABLE ENSAIO DISPONÍVEL ESSAI DISPONIBLE TESTBERICHT VERFÜGBAR ENSAYO DISPONIBLE ДОСТУПНОЕ ТЕСТИРОВАНИЕ	PRODUCT TO PRODUCT PRODUTO A PRODUTO PRODUIT A PRODUIT JE NACH PRODUKT PRODUCTO A PRODUCTO ПРОДУКТ К ПРОДУКТУ	TEST AVAILABLE ENSAIO DISPONÍVEL ESSAI DISPONIBLE TESTBERICHT VERFÜGBAR ENSAYO DISPONIBLE ДОСТУПНОЕ ТЕСТИРОВАНИЕ	PRODUCT TO PRODUCT PRODUTO A PRODUTO PRODUIT A PRODUIT JE NACH PRODUKT PRODUCTO A PRODUCTO ПРОДУКТ К ПРОДУКТУ

(A) Feinsteinzeug – EN14411 – Gruppe BI a (1. Wahl)

(1) Formate: Stärke ≥ 7,5 mm

(2) Wie vom Hersteller produktbezogen anzugeben

(2a) Säuren und Laugen (Niedrige Konzentration)

(3) Je nach Glas / Farbe

(A) Pavimentos Cerâmicos de Pasta Porcelânica de monocozedura – EN14411 – Grupo BI a (1ª calidad)

(1) Formatos: Espesor ≥ 7,5mm

(2) A especificar por el fabricante – Producto a Producto

(2a) Ácidos y bases (Baja Concentración)

(3) Dependiendo del vidrio / color

(A) Керамогранит - EN14411 - Группа BI (1-й сорт)

(1) Форматы: толщина ≥ 7,5 mm

(2) Должны быть указаны производителем - по каждому продукту

(2a) Кислоты и основания (низкая концентрация)

(3) В зависимости от стекла / цвет



EXTRUDED PORCELAIN TILES (A) . PORCELANATO EXTRUDIDO (A) . GRÉS CÉRAME ÉTIRÉ (A) . EXTRUDIERTES FEINSTEINZEUG (A) . GRES PORCELÁNICO EXTRUSIONADO (A) . ЭКСТРУДИРОВАННЫЙ КЕРАМОГРАНИТ (A)

FEATURES CARACTERÍSTICAS CARACTÉRISTIQUES TECHNISCHE EIGENSCHAFTEN CARACTERÍSTICAS ОСОБЕННОСТИ	NORM NORMA NORME NORM NORMA NORMA	SPECIFICATION EN 14411 GROUP Ala - UGL ESPECIFICAÇÃO EN 14411 GRUPO Ala - UGL SPÉCIFICATION EN 14411 GROUPE Ala - UGL HAUSEIGENE NORM EN 14411 GRUPPE Ala - UGL ESPECIFICACIÓN EN 14411 GRUPO Ala - UGL СПЕЦИФИКАЦИИ EN 14411 ГРУППА Ala - UGL		ALELUIA SPECIFICATION ESPECIFICAÇÃO SPÉCIFICATION HAUSEIGENE NORM ESPECIFICACIÓN СПЕЦИФИКАЦИИ		
		< 7.5 mm	≥ 7.5 mm	< 7.5 mm	≥ 7.5 mm	
SIZE TOLERANCE (%) . TOLERÂNCIAS DIMENSIONAIS (%) TOLERANCE S DIMENSIONNELLES (%) . MASSSTOLERANZ (%) TOLERANCIAS DIMENSIONALES (%) . РАЗМЕР ТОЛЕРАНТНОСТИ (%)	EN ISO 10545-2	± 1		± 1		
THICKNESS (%) . ESPESSURA (%) ÉPAISSEUR (%) . STÄRKE (ABWEICHUNG) (%) ESPESOR (%) . ТОЛЩИНА (%)		± 10		± 10		
RECTILINEARITY (%) . RETILINEARIDADE (%) RECTILINEARITÉ (%) . KANTENGERADHEIT (%) RECTILINEARIDAD (%) . ПРЯМОЛИНЕЙНОСТЬ (%)		± 0,5		± 0,5		
ORTHOGONALITY (%) . ORTOGONALIDADE (%) ORTHOGONALITÉ (%) . RECHTWINKELIGKEIT (%) ORTOGONALIDAD (%) . ОКТОГОНАЛЬНОСТЬ (%)		± 1		± 1		
FLATNESS PLANARIDADE PLANARIDAD PLANARITÉ EBENFLÄCHIGKEIT НЕРАВНОМЕРНОСТЬ		CENTRAL CURVATURE (%) CURVATURA CENTRAL (%) CURVATURA CENTRAL (%) COURBURE CENTRALE (%) MITTIGE KRÜMMUNG (%) ЦЕНТРАЛЬНОЕ ИСКРИВЛЕНИЕ (%)	± 0,5		± 0,2	
		LATERAL CURVATURE (%) CURVATURA LATERAL (%) CURVATURA LATERAL (%) COURBURE LATÉRALE (%) KANTENKRÜMMUNG (%) БОКОВОЕ ИСКРИВЛЕНИЕ (%)	± 0,5		± 0,2	
		DIAGONAL DEFLECTION (%) FLECHA A DIAGONAL (%) LA FLECHA DIAGONAL (%) FLÈCHE EN DIAGONALE (%) KRÜMMUNG IN DER DIAGONALE (%) ДИАГОНАЛЬНОЕ ОТКЛОНЕНИЕ (%)	± 0,8		± 0,25	
SURFACE APPEARANCE . ASPECTO DA SUPERFÍCIE ASPECT DE SURFACE . OBERFLÄCHENANSICHT ASPECTO SUPERFICIAL . ПОВЛЕЕНИЕ ПОВЕРХНОСТИ		≥ 95		≥ 95		
WATER ABSORPTION (%) . ABSORÇÃO DE ÁGUA (%) ABSORPTION D'EAU (%) . WASSERAUFNAHME (%) ABSORCIÓN DE AGUA (%) . ВОДОПОГЛОЩЕНИЕ (%)	EN ISO 10545-3	≤ 0,5		≤ 0,1		
MODULUS OF RUPTURE (N / MM²) . MÓDULO DE RUTURA (N / MM²) MODULE DE RUPTURE (N / MM²) . BRUCHFESTIGKEIT (N / MM²) MÓDULO DE RUTURA (N / MM²) . МОДУЛЬ РАЗРЫВА (N / MM²)	EN ISO 10545-4	≥ 28		≥ 28	≥ 30	
FLEXION RESISTANCE (N) . RESISTÊNCIA À FLEXÃO (N) RÉSISTANCE À LA FLEXION (N) . BIEGEFESTIGKEIT (N) RESISTENCIA A LA FLEXIÓN (N) . СОПРОТИВЛЕНИЕ СГИБАНИЮ (N)	EN ISO 10545-4	≥ 600	≥ 1300	≥ 600 (1)	≥ 1500	
THERMAL SHOCK RESISTANCE . RESISTÊNCIA AO CHOQUE TÉRMICO RÉSISTANCE AUX ÉCARTS DE TEMPÉRATURE TEMPERATURWECHSELBESTÄNDIGKEIT RESISTENCIA AL CHOQUE TÉRMICO . ТЕРМИЧЕСКАЯ СТОЙКОСТЬ	EN ISO 10545-9	WHEN REQUIRED QUANDO EXIGIDA QUAND EXIGÉE WENN VERLANGT CUANDO REQUERIDO ПРИ НЕОБХОДИМОСТИ		IN ACCORDANCE CONFORME EN CONFORMITÉ KONFORM EN CONFORMIDAD СОГЛАСНО		
STAIN RESISTANCE . RESISTÊNCIA ÀS MANCHAS RÉSISTANCE AUX TÂCHES . FLECKENBESTÄNDIGKEIT RESISTENCIA A LAS MANCHAS . СТОЙКОСТЬ К ПЯТНАМ	EN ISO 10545-14	(a)		≥ 3 OR 4 OR 5 (2)		
CHEMICAL RESISTANCE RESISTÊNCIA QUÍMICA RÉSISTANCE AUX AGENTS CHIMIQUES CHEMISCHE BESTÄNDIGKEIT RESISTENCIA QUÍMICA ХИМИЧЕСКАЯ УСТОЙЧИВОСТЬ	EN ISO 10545-13	HOUSEHOLD DETERGENTS DETERGENTES DOMÉSTICOS DETERGENTS DOMESTIQUES HAUSHALTSREINIGER DETERGENTES DOMÉSTICOS МОЮЩИЕ СРЕДСТВА	≥ CLASS B ≥ CLASSE B ≥ CLASSE B ≥ KLASSE B ≥ CLASSE B ≥ CLASSE B ≥ КЛАСС B	CLASS A CLASSE A CLASSE A KLASSE A CLASSE A CLASSE A КЛАСС A		
		ADDITIVES FOR POOLS ADITIVOS PARA PISCINAS ADITIFS POUR PISCINES ZUSATZSTOFFE FÜR SCHWIMMBÄDER ADITIVOS PARA PISCINAS СПЕЦИАЛЬНЫЕ ЭЛЕМЕНТЫ ДЛЯ БАССЕЙНА	≥ CLASS B ≥ CLASSE B ≥ CLASSE B ≥ KLASSE B ≥ CLASSE B ≥ CLASSE B ≥ КЛАСС B	CLASS A CLASSE A CLASSE A KLASSE A CLASSE A CLASSE A КЛАСС A		
		ACIDS ÁCIDOS ACIDES SAUREN ACIDOS КИСЛОТА	(a)	CLASS HA (b) CLASSE HA (b) CLASSE HA (b) KLASSE HA (b) CLASSE HA (b) CLASSE HA (b) КЛАСС HA (b)		
		BASES BASES BASES LAUGEN BASES БАЗЫ	(a)	CLASS HA (b) CLASSE HA (b) CLASSE HA (b) KLASSE HA (b) CLASSE HA (b) CLASSE HA (b) КЛАСС HA (b)		



EXTRUDED PORCELAIN TILES (A) . PORCELANATO EXTRUDIDO (A) . GRÉS CÉRAME ÉTIRÉ (A) . EXTRUDIERTES FEINSTEINZEUG (A) . GRES PORCELÁNICO EXTRUSIONADO (A) . ЭКСТРУДИРОВАННЫЙ КЕРАМОГРАНИТ (A)

FEATURES CARACTERÍSTICAS CARACTÉRISTIQUES TECHNISCHE EIGENSCHAFTEN CARACTERÍSTICAS ОСОБЕННОСТИ	NORM NORMA NORME NORM NORMA NORMA	SPECIFICATION EN 14411 GROUP Ala - UGL ESPECIFICAÇÃO EN 14411 GRUPO Ala - UGL SPÉCIFICATION EN 14411 GROUPE Ala - UGL HAUSEIGENE NORM EN 14411 GRUPPE Ala - UGL ESPECIFICACIÓN EN 14411 GRUPO Ala - UGL СПЕЦИФИКАЦИИ EN 14411 ГРУППА Ala - UGL		ALELUIA SPECIFICATION ESPECIFICAÇÃO SPÉCIFICATION HAUSEIGENE NORM ESPECIFICACIÓN СПЕЦИФИКАЦИИ	
		< 7.5 mm	≥ 7.5 mm	< 7.5 mm	≥ 7.5 mm
RESISTANCE TO ABRASION (MM³) . RESISTÊNCIA À ABRASÃO (MM³) RÉSISTANCE À L'ABRASION (MM³) . ABRIEBFESTIGKEIT (MM³) RESISTENCIA A LA ABRASION (MM³) УСТОЙЧИВОСТЬ К ИСТИРАНИЮ (MM³)	EN ISO 10545-6	≤ 275		≤ 150	
SUPERFICIAL HARDNESS (MOHS SCALE) DUREZA SUPERFICIAL (ESCALA MOHS) DURETÉ DE SURFACE (ÉCHELLE DE MOHS) RITZHÄRTE (SKALA NACH MOHS) DUREZA SUPERFICIAL (ESCALA DE MOHS) УСТОЙЧИВОСТЬ К ИСТИРАНИЮ (ПО СИСТЕМЕ МООС)	EN 101	-		≥ 7	
FROST RESISTANCE . RESISTÊNCIA AO GELO RÉSISTANCE AU GEL . FROSTBESTÄNDIGKEIT RESISTENCIA AL HIELO . УСТОЙЧИВОСТЬ К ЗАМОРАЖИВАНИЮ	EN ISO 10545-12	REQUIRED . EXIGIDA NÉCESSAIRE . ERFORDERLICH REQUERIDO . ТРЕБОВАНИЯ		IN ACCORDANCE . CONFORME EN CONFORMITÉ . KONFORM EN CONFORMIDAD . СОГЛАСНО	
RESISTANCE TO SLIPPING . RESISTÊNCIA AO ESCORREGAMENTO RÉSISTANCE AU GLISSEMENT . RUTSCHHEMMUNG RESISTENCIA AL DESLIZAMIENTO . СОПРОТИВЛЕНИЕ К СКОЛЬЖЕНИЮ	DIN 51130	TEST AVAILABLE . ENSAIO DISPONÍVEL ESSAI DISPONIBLE . TESTBERICHT VERFÜGBAR ENSAYO DISPONIBLE . ДОСТУПНОЕ ТЕСТИРОВАНИЕ		PRODUCT TO PRODUCT . PRODUTO A PRODUTO PRODUIT A PRODUIT . JE NACH PRODUKT PRODUCTO A PRODUCTO . ПРОДУКТ К ПРОДУКТУ	
RESISTANCE TO SLIPPING . RESISTÊNCIA AO ESCORREGAMENTO RÉSISTANCE AU GLISSEMENT . RUTSCHHEMMUNG RESISTENCIA AL DESLIZAMIENTO . СОПРОТИВЛЕНИЕ К СКОЛЬЖЕНИЮ	DIN 51097	TEST AVAILABLE . ENSAIO DISPONÍVEL ESSAI DISPONIBLE . TESTBERICHT VERFÜGBAR ENSAYO DISPONIBLE . ДОСТУПНОЕ ТЕСТИРОВАНИЕ		PRODUCT TO PRODUCT . PRODUTO A PRODUTO PRODUIT A PRODUIT . JE NACH PRODUKT PRODUCTO A PRODUCTO . ПРОДУКТ К ПРОДУКТУ	
RESISTANCE TO SLIPPING . RESISTÊNCIA AO ESCORREGAMENTO RÉSISTANCE AU GLISSEMENT . RUTSCHHEMMUNG RESISTENCIA AL DESLIZAMIENTO . СОПРОТИВЛЕНИЕ К СКОЛЬЖЕНИЮ	ENV 12633	TEST AVAILABLE . ENSAIO DISPONÍVEL ESSAI DISPONIBLE . TESTBERICHT VERFÜGBAR ENSAYO DISPONIBLE . ДОСТУПНОЕ ТЕСТИРОВАНИЕ		PRODUCT TO PRODUCT . PRODUTO A PRODUTO PRODUIT A PRODUIT . JE NACH PRODUKT PRODUCTO A PRODUCTO . ПРОДУКТ К ПРОДУКТУ	
IMPACT RESISTANCE . RESISTÊNCIA AO IMPACTO RÉSISTANCE AUX CHOCES . SCHLAGFESTIGKEIT RESISTENCIA AL IMPACTO . УСТОЙЧИВОСТЬ К ВОЗДЕЙСТВИЮ	EN ISO 10545-5	TEST AVAILABLE . ENSAIO DISPONÍVEL ESSAI DISPONIBLE . TESTBERICHT VERFÜGBAR ENSAYO DISPONIBLE . ДОСТУПНОЕ ТЕСТИРОВАНИЕ		IN ACCORDANCE . CONFORME EN CONFORMITÉ . KONFORM EN CONFORMIDAD . СОГЛАСНО	
LINEAR THERMIC EXPANSION COEFFICIENT (100°C) COEFICIENTE DE DILATAÇÃO TÉRMICA LINEAR (100°C) COEFFICIENT DE DILATATION THERMIQUE LINÉAIRE (100°C) LINEARER WÄRMEAUDEHNUNGSKOEFFIZIENT (100°C) COEFICIENTE DE DILATACIÓN TÉRMICA LINEAL (100°C) КОЭФФИЦИЕНТ ТЕРМИЧЕСКОГО РАСШИРЕНИЯ (100°C)	EN ISO 10545-8	TEST AVAILABLE . ENSAIO DISPONÍVEL ESSAI DISPONIBLE . TESTBERICHT VERFÜGBAR ENSAYO DISPONIBLE . ДОСТУПНОЕ ТЕСТИРОВАНИЕ		<9X10 ⁻⁶ K ⁻¹	

(a)
To be indicated by the manufacturer.
A indicar pelo fabricante.
À préciser par le fabricant.
Nach Herstellerangabe.
A indicar por el fabricante.
Указано производителем.

(b)
H - High Concentration.
H - Alta Concentração.
H - Haute Concentration.
H - Hohe Konzentration.
H - Alta Concentración.
H - Уплотнение по высоте.

(1) Thickness 0.45cm
According to the requirement of Cahiers du CSTB - ≥ 400N and <600N
Conforme requisito do Cahiers du CSTB - ≥ 400N e <600N
Comme exigence des Cahiers du CSTB - ≥ 400N et <600N
Gemäß Anforderung der Cahiers du CSTB - ≥ 400N und <600N
Como requisito de Cahiers du CSTB - ≥ 400N y <600N
Согласно требованиям стандарта CSTB - ≥ 400N и <600N

(2)
Depends on the type of finish.
Depende do tipo de acabamento.
Depend du type de finition.
Hängt von der Oberfläche ab.
Depende del tipo de acabado.



**FLOOR TILES (B) . PAVIMENTOS (B) . CARREAUX DE SOL (B)
BODENFLIESEN (B) . НАПОЛЬНАЯ ПЛИТКА (B)**



**WALL TILES (C) . REVESTIMENTOS (C) . REVÊTEMENTS (C)
WANDFLIESEN (C) . ПЛИТКА ОБЛИЦОВОЧНАЯ (C)**

FEATURES CARACTERÍSTICAS CARACTÉRISTIQUES TECHNISCHE EIGENSCHAFTEN CARACTERÍSTICAS ОСОБЕННОСТИ	NORM NORMA NORME NORM NORMA NORMA	ALELUIA SPECIFICATION ESPECIFICAÇÃO SPECIFICATION ESPECIFICAÇÃO HAUSEIGENE NORM ESPECIFICACIÓN СПЕЦИФИКАЦИИ	ALELUIA SPECIFICATION ESPECIFICAÇÃO SPECIFICATION ESPECIFICAÇÃO HAUSEIGENE NORM ESPECIFICACIÓN СПЕЦИФИКАЦИИ	ALELUIA SPECIFICATION ESPECIFICAÇÃO SPECIFICATION ESPECIFICAÇÃO HAUSEIGENE NORM ESPECIFICACIÓN СПЕЦИФИКАЦИИ
SIZE TOLERANCE (%) TOLERÂNCIAS DIMENSIONAIS (%) TOLERANCE 5 DIMENSIONNELLES (%) MASS TOLERANZ (%) TOLERANCIAS DIMENSIONALES (%) РАЗМЕР ТОЛЕРАНТНОСТИ (%)		± 0,6 MAXIMUM VALUE ± 2 MM VALOR MÁXIMO ± 2 MM VALEUR MAXIMUM ± 2 MM MAXIMALWERT ± 2 MM VALOR MÁXIMO ± 2 MM МАКСИМАЛЬНОЕ ЗНАЧЕНИЕ ± 2 MM	± 0,4	± 0,5 MAXIMUM VALUE ± 2 MM VALOR MÁXIMO ± 2 MM VALEUR MAXIMUM ± 2 MM MAXIMALWERT ± 2 MM VALOR MÁXIMO ± 2 MM МАКСИМАЛЬНОЕ ЗНАЧЕНИЕ ± 2 MM
THICKNESS (%) ESPESURA (%) ÉPAISSEUR (%) STARKE (ABWEICHUNG) (%) ESPOR (%) ТОЛЩИНА (%)		± 5 MAXIMUM VALUE ± 0,5 MM VALOR MÁXIMO ± 0,5 MM VALEUR MAXIMUM ± 0,5 MM MAXIMALWERT ± 0,5 MM VALOR MÁXIMO ± 0,5 MM МАКСИМАЛЬНОЕ ЗНАЧЕНИЕ ± 0,5 MM	IN ACCORDANCE CONFORME EN CONFORMITÉ KONFORM EN CONFORMIDAD СОГЛАСНО	± 10 MAXIMUM VALUE ± 0,5 MM VALOR MÁXIMO ± 0,5 MM VALEUR MAXIMUM ± 0,5 MM MAXIMALWERT ± 0,5 MM VALOR MÁXIMO ± 0,5 MM МАКСИМАЛЬНОЕ ЗНАЧЕНИЕ ± 0,5 MM
RECTILINEARITY (%) RETILINEARIDADE (%) RECTILINEARITÉ (%) KANTENGERADHEIT (%) RECTILINEARIDAD (%) ПРЯМОЛИНЕЙНОСТЬ (%)		± 0,5 MAXIMUM VALUE ± 1,5 MM VALOR MÁXIMO ± 1,5 MM VALEUR MAXIMUM ± 1,5 MM MAXIMALWERT ± 1,5 MM VALOR MÁXIMO ± 1,5 MM МАКСИМАЛЬНОЕ ЗНАЧЕНИЕ ± 1,5 MM	± 0,3	± 0,3 MAXIMUM VALUE ± 1,5 MM VALOR MÁXIMO ± 1,5 MM VALEUR MAXIMUM ± 1,5 MM MAXIMALWERT ± 1,5 MM VALOR MÁXIMO ± 1,5 MM МАКСИМАЛЬНОЕ ЗНАЧЕНИЕ ± 1,5 MM
ORTHOGONALITY (%) ORTOGONALIDADE (%) ORTHOGONALITÉ (%) RECHTWINKELIGKEIT (%) ORTOGONALIDAD (%) ОКТОГОНАЛЬНОСТЬ (%)	EN ISO 10545-2	± 0,5 MAXIMUM VALUE ± 2 MM VALOR MÁXIMO ± 2 MM VALEUR MAXIMUM ± 2 MM MAXIMALWERT ± 2 MM VALOR MÁXIMO ± 2 MM МАКСИМАЛЬНОЕ ЗНАЧЕНИЕ ± 2 MM	± 0,4	± 0,5 MAXIMUM VALUE ± 2 MM VALOR MÁXIMO ± 2 MM VALEUR MAXIMUM ± 2 MM MAXIMALWERT ± 2 MM VALOR MÁXIMO ± 2 MM МАКСИМАЛЬНОЕ ЗНАЧЕНИЕ ± 2 MM
FLATNESS PLANARIDADE PLANARITÉ EBENFLÄCHIGKEIT PLANARIDAD НЕРАВНОМЕРНОСТЬ		CENTRAL CURVATURE (%) CURVATURA CENTRAL (%) COURBURE CENTRALE (%) MITTIGE KRÜMMUNG (%) CURVATURA CENTRAL (%) ЦЕНТРАЛЬНОЕ ИСКРИВЛЕНИЕ (%)	-0,10 / +0,15	± 0,5 MAXIMUM VALUE ± 2 MM VALOR MÁXIMO ± 2 MM VALEUR MAXIMUM ± 2 MM MAXIMALWERT ± 2 MM VALOR MÁXIMO ± 2 MM МАКСИМАЛЬНОЕ ЗНАЧЕНИЕ ± 2 MM
		LATERAL CURVATURE (%) CURVATURA LATERAL (%) COURBURE LATÉRALE (%) KANTENKRÜMMUNG (%) CURVATURA LATERAL (%) БОКОВОЕ ИСКРИВЛЕНИЕ (%)	-0,10 / +0,15	± 0,5 MAXIMUM VALUE ± 2 MM VALOR MÁXIMO ± 2 MM VALEUR MAXIMUM ± 2 MM MAXIMALWERT ± 2 MM VALOR MÁXIMO ± 2 MM МАКСИМАЛЬНОЕ ЗНАЧЕНИЕ ± 2 MM
		DIAGONAL DEFLECTION (%) FLECHA À DIAGONAL (%) FLÈCHE EN DIAGONALE (%) KRÜMMUNG IN DER DIAGONALE (%) LA FLECHA DIAGONAL (%) ДИАГОНАЛЬНОЕ ОТКЛОНЕНИЕ (%)	-0,10 / +0,20	± 0,5 MAXIMUM VALUE ± 2 MM VALOR MÁXIMO ± 2 MM VALEUR MAXIMUM ± 2 MM MAXIMALWERT ± 2 MM VALOR MÁXIMO ± 2 MM МАКСИМАЛЬНОЕ ЗНАЧЕНИЕ ± 2 MM
WATER ABSORPTION (%) . ABSORÇÃO DE ÁGUA (%) ABSORPTION D'EAU (%) . WASSERAUFNAHME (%) ABSORCIÓN DE AGUA (%) . ВОДОПОГЛОЩЕНИЕ (%)	EN ISO 10545-3	> 0,5 E ≤ 3	≤ 3	10 A 20
MODULUS OF RUPTURE (N / MM ²) MÓDULO DE RUTURA (N / MM ²) MODULE DE RUPTURE (N / MM ²) BRUCHFESTIGKEIT (N / MM ²) MÓDULO DE RUPTURA (N / MM ²) МОДУЛЬ РАЗРЫВА (Н / MM ²)	EN ISO 10545-4	≥ 30	≥ 30	C/ ESPESURA . THICKNESS . ÉPAISSEUR STÄRKE . ESPESOR . ТОЛЩИНА < 7,5MM ≥ 15 C/ ESPESURA . THICKNESS . ÉPAISSEUR STÄRKE . ESPESOR . ТОЛЩИНА ≥ 7,5MM ≥ 12
FLEXION RESISTANCE (N) RESISTÊNCIA À FLEXÃO (N) RÉSISTANCE À LA FLEXION (N) BIEGEFESTIGKEIT (N) RESISTENCIA A LA FLEXIÓN (N) СОПРОТИВЛЕНИЕ СГИБАНИЮ (N)	EN ISO 10545-4	C/ ESPESURA . THICKNESS . ÉPAISSEUR STÄRKE . ESPESOR . ТОЛЩИНА ≥ 7,5MM ≥ 1100	C/ ESPESURA . THICKNESS . ÉPAISSEUR STÄRKE . ESPESOR . ТОЛЩИНА ≥ 7,5MM ≥ 1100 (3)	C/ ESPESURA . THICKNESS . ÉPAISSEUR STÄRKE . ESPESOR . ТОЛЩИНА ≥ 7,5MM ≥ 600
THERMAL SHOCK RESISTANCE RESISTÊNCIA AO CHOQUE TÉRMICO RÉSISTANCE AUX ÉCARTS DE TEMPÉRATURE TEMPERATURWECHSELBESTÄNDIGKEIT RESISTENCIA AL CHOQUE TÉRMICO ТЕРМИЧЕСКАЯ СТОЙКОСТЬ	EN ISO 10545-9	WHEN REQUIRED QUANDO EXIGIDA CUANDO REQUERIDO QUAND EXIGÉ WENN VERLANGT ПРИ НЕОБХОДИМОСТИ	RESISTANT RESISTENTE RESISTANT RESISTANT RESISTANT УСТОЙЧИВОСТЬ	WHEN REQUIRED QUANDO EXIGIDA CUANDO REQUERIDO QUAND EXIGÉ WENN VERLANGT ПРИ НЕОБХОДИМОСТИ
		RESISTANT RESISTENTE RESISTANT RESISTANT RESISTANT УСТОЙЧИВОСТЬ	RESISTANT RESISTENTE RESISTANT RESISTANT RESISTANT УСТОЙЧИВОСТЬ	



**FLOOR TILES (B) . PAVIMENTOS (B) . CARREAUX DE SOL (B)
BODENFLIESEN (B) . НАПОЛЬНАЯ ПЛИТКА (B)**



**WALL TILES (C) . REVESTIMENTOS (C) . REVÊTEMENTS (C)
WANDFLIESEN (C) . ПЛИТКА ОБЛИЦОВОЧНАЯ (C)**

FEATURES CARACTERÍSTICAS CARACTÉRISTIQUES TECHNISCHE EIGENSCHAFTEN CARACTERÍSTICAS ОСОБЕННОСТИ	NORM NORMA NORME NORM NORMA NORMA	ALELUIA SPECIFICATION ESPECIFICAÇÃO SPECIFICATION ESPECIFICAÇÃO HAUSEIGENE NORM ESPECIFICACIÓN СПЕЦИФИКАЦИИ	ALELUIA SPECIFICATION ESPECIFICAÇÃO SPECIFICATION ESPECIFICAÇÃO HAUSEIGENE NORM ESPECIFICACIÓN СПЕЦИФИКАЦИИ	ALELUIA SPECIFICATION ESPECIFICAÇÃO SPECIFICATION ESPECIFICAÇÃO HAUSEIGENE NORM ESPECIFICACIÓN СПЕЦИФИКАЦИИ
CRACK RESISTANCE RESISTÊNCIA AO FENDILHAMENTO RÉSISTANCE AUX CRAQUÈRES HAARISBESTÄNDIGKEIT RESISTENCIA A LA FISURACIÓN ТРЕЩИНОСТОЙКОСТЬ	EN ISO 10545-11	RESISTANT RESISTENTE RESISTANT BESTÄNDIG RESISTENTE УСТОЙЧИВОСТЬ	RESISTANT RESISTENTE RESISTANT BESTÄNDIG RESISTENTE УСТОЙЧИВОСТЬ	RESISTANT RESISTENTE RESISTANT BESTÄNDIG RESISTENTE УСТОЙЧИВОСТЬ
STAIN RESISTANCE RESISTÊNCIA ÀS MANCHAS RÉSISTANCE AUX TÂCHES FLECKENBESTÄNDIGKEIT RESISTENCIA A LAS MANCHAS СТОЙКОСТЬ К ПЯТНАМ	EN ISO 10545-14	MINIMUM CLASS 3 MÍNIMO CLASSE 3 MINIMUM CLASSE 3 MINDEST KLASSE 3 MINIMO CLASSE 3 МИНИМАЛЬНЫЙ КЛАСС 3	CLASS 4 OR 5 CLASSE 4 OU 5 CLASSE 4 OU 5 KLASSE 4 OR 5 CLASSE 4 O 5 КЛАСС 4 ИЛИ 5	MINIMUM CLASS 3 MÍNIMO CLASSE 3 MINIMUM CLASSE 3 MINDEST KLASSE 3 MINIMO CLASSE 3 МИНИМАЛЬНЫЙ КЛАСС 3
CHEMICAL RESISTANCE RESISTÊNCIA QUÍMICA RÉSISTANCE AUX AGENTS CHIMIQUES CHEMISCHE BESTÄNDIGKEIT RESISTENCIA QUÍMICA ХИМИЧЕСКАЯ УСТОЙЧИВОСТЬ	EN ISO 10545-13	HOUSEHOLD DETERGENTS DETERGENTES DOMÉSTICOS DETERGENTS DOMESTIQUES HAUSHALTSREINIGER DETERGENTES DOMÉSTICOS МОЮЩИЕ СРЕДСТВА	≥ CLASS B ≥ CLASSE B ≥ CLASSE B ≥ KLASSE B ≥ CLASSE B ≥ KLASSE B	CLASS A CLASSE A CLASSE A CLASSE A CLASSE A КЛАСС А
		ADDITIVES FOR POOLS ADITIVOS PARA PISCINAS ADDITIFS POUR PISCINES ZUSATZSTOFFE FÜR SCHWIMMBÄDER ADITIVOS PARA PISCINAS СПЕЦИАЛЬНЫЕ ЭЛЕМЕНТЫ ДЛЯ БАССЕЙНА	≥ CLASS B ≥ CLASSE B ≥ CLASSE B ≥ KLASSE B ≥ CLASSE B ≥ KLASSE B	CLASS A CLASSE A CLASSE A CLASSE A CLASSE A КЛАСС А
		ACIDS ÁCIDOS ACIDES SÄUREN ÁCIDOS КИСЛОТА	(1)	CLASS LA (1a) CLASSE LA (1a) CLASSE LA (1a) CLASSE LA (1a) CLASSE LA (1a) КЛАСС LA (1a)
BASES BASES LAUGEN BASES БАЗЫ		(1)	(1)	CLASS LA (1a) CLASSE LA (1a) CLASSE LA (1a) CLASSE LA (1a) CLASSE LA (1a) КЛАСС LA (1a)
		RESISTANCE TO ABRASION RESISTÊNCIA À ABRASÃO RÉSISTANCE À LABRASION ABRIEBFESTIGKEIT RESISTENCIA A LA ABRASIÓN УСТОЙЧИВОСТЬ К ИСТИРАНИЮ	EN ISO 10545-7	I TO V I A V I A V I B I S V I A V I D O V
FROST RESISTANCE RESISTÊNCIA AO GELO RÉSISTANCE AU GEL FROSTBESTÄNDIGKEIT RESISTENCIA AL HIELO УСТОЙЧИВОСТЬ К ЗАМОРАЖИВАНИЮ	EN ISO 10545-12	RESISTANT RESISTENTE RESISTANT BESTÄNDIG RESISTENTE УСТОЙЧИВОСТЬ	RESISTANT RESISTENTE RESISTANT BESTÄNDIG RESISTENTE УСТОЙЧИВОСТЬ	(6)
RESISTANCE TO SLIPPING RESISTÊNCIA AO ESCORREGAMENTO RÉSISTANCE AU GLISSEMENT RUTSCHHEMUNG RESISTENCIA AL DESLIZAMIENTO СОПРОТИВЛЕНИЕ К СКОЛЬЖЕНИЮ	DIN 51130	TEST AVAILABLE ENSAIO DISPONÍVEL ESSAI DISPONIBLE TESTBERICHT VERFÜGBAR ENSAYO DISPONIBLE ДОСТУПНОЕ ТЕСТИРОВАНИЕ	PRODUCT TO PRODUCT PRODUTO A PRODUTO PRODUIT A PRODUIT JE NACH PRODUKT PRODUCTO A PRODUCTO ПРОДУКТ К ПРОДУКТУ	-
RESISTANCE TO SLIPPING RESISTÊNCIA AO ESCORREGAMENTO RÉSISTANCE AU GLISSEMENT RUTSCHHEMUNG RESISTENCIA AL DESLIZAMIENTO СОПРОТИВЛЕНИЕ К СКОЛЬЖЕНИЮ	DIN 51097	TEST AVAILABLE ENSAIO DISPONÍVEL ESSAI DISPONIBLE TESTBERICHT VERFÜGBAR ENSAYO DISPONIBLE ДОСТУПНОЕ ТЕСТИРОВАНИЕ	PRODUCT TO PRODUCT PRODUTO A PRODUTO PRODUIT A PRODUIT JE NACH PRODUKT PRODUCTO A PRODUCTO ПРОДУКТ К ПРОДУКТУ	-
RESISTANCE TO SLIPPING RESISTÊNCIA AO ESCORREGAMENTO RÉSISTANCE AU GLISSEMENT RUTSCHHEMUNG RESISTENCIA AL DESLIZAMIENTO СОПРОТИВЛЕНИЕ К СКОЛЬЖЕНИЮ	ENV 12633	TEST AVAILABLE ENSAIO DISPONÍVEL ESSAI DISPONIBLE TESTBERICHT VERFÜGBAR ENSAYO DISPONIBLE ДОСТУПНОЕ ТЕСТИРОВАНИЕ	PRODUCT TO PRODUCT PRODUTO A PRODUTO PRODUIT A PRODUIT JE NACH PRODUKT PRODUCTO A PRODUCTO ПРОДУКТ К ПРОДУКТУ	-

(B) Single Fired White Body Glazed Floor Tiles – EN14411 – Group BI b-GL (1st choice)

(C) Single Fired White Body Wall Tiles EN 14411 - Group BIII-GL (1st choice)

(1) To be indicated by the producer – Product by Product

(1a) Acids and bases (low concentration)

(2) Depending on glass / colour

(3) Formats: 33.3x33.3; 45x45 cm

(4) Format: 20x20 cm

(5) Formats: 6.7x14; 10x10; 14x14; 13.5x15; 15x15; 20x50; 20x40; 25X40; 26.7x41.6; 30x60; 30x90 cm

(6) Not applicable on wall tiles for interiors.

(B) Pavimentos Cerâmicos de Pasta Branca Monocozadura - EN14411 - Grupo BI b-GL (1ª escolha)

(C) Revestimentos Cerâmicos de Pasta Branca Porosa - EN 14411 - Grupo BIII-GL (1ª escolha)

(1) A indicar pelo produtor - Produto a Produto

(1a) Ácidos e Bases (baixa concentração)

(2) Consoante o vidro / cor

(3) Formatos: 33.3x33.3; 45x45 cm

(4) Formato: 20x20 cm

(5) Formatos: 6.7x14; 10x10; 14x14; 13.5x15; 15x15; 20x50; 20x40; 25X40; 26.7x41.6; 30x60; 30x90 cm

(6) Não aplicável ao revestimento para interiores.

(B) Carreaux Céramiques de Pâte Blanche Vitrifié en accord avec la EN 14411 - Groupe BI b-GL (1er choix)

(C) Revêtement Céramique en Pâte Blanche Classifié en accord avec la EN 14411 - Groupe BIII-GL (1er choix)

(1) A indiquer par le Producteur- Produit par Produit

(1a) Acides et Bases (Faible concentration)

(2) Selon le verre / la couleur

(3) Formats: 33.3x33.3; 45x45 cm

(4) Format: 20x20 cm

(5) Formats: 6.7x14; 10x10; 14x14; 13.5x15; 15x15; 20x50; 20x40; 25X40; 26.7x41.6; 30x60; 30x90 cm

(6) Ne s'applique pas aux revêtements pour l'intérieur.

(B) Keramische Fliesen aus weißen Scherben glasiert entsprechend EN14411 – Gruppe BI b-GL (1.Wahl)

(C) Keramische Wandfliesen aus weißen Scherben entsprechend EN14411 – Gruppe BIII-GL (1.Wahl)

(1) Wie vom Hersteller produktbezogen anzugeben

(1a) Säuren und Laugen (Niedrige Konzentration)

(2) Je nach Glas / Farbe

(3) Formate: 33.3x33.3; 45x45 cm

(4) Formate: 20x20 cm

(5) Formats: 6.7x14; 10x10; 14x14; 13.5x15; 15x15; 20x50; 20x40; 25X40; 26.7x41.6; 30x60; 30x90 cm

(6) Nicht anwendbar auf Beschichtung für Innenräume.

(B) Pavimentos Cerâmicos de Pasta Branca Monocozadura - EN14411 - Grupo BI b-GL (1ª Qualidade)

(C) Revestimentos Cerâmicos de Pasta Branca Porosa - EN14411 - Grupo BIII-GL (1ª calidad)

(1) A especificar por el fabricante – Producto a Producto

(1a) Ácidos y bases (baja concentración)

(2) Dependiendo del vidrio / color

(3) Formatos: 33.3x33.3; 45x45 cm

(4) Formato: 20x20 cm

(5) Formatos: 6.7x14; 10x10; 14x14; 13.5x15; 15x15; 20x50; 20x40; 25X40; 26.7x41.6; 30x60; 30x90 cm

(6) No aplicable a los revestimientos interiores.

(B) Глазурованный пол однократного обжига, белая масса - EN14411 - Группа BI b-GL (1-й сорт)

(C) Настенная плитка однократного обжига, белой массы EN 14411 - группа BIII-GL (1-й сорт)

(1) Должны быть указаны производителем - по каждому продукту

(1a) Кислоты и основания (низкая концентрация)

(2) В зависимости от стекла / цвет

(3) Форматы: 33.3x33.3; 45x45 cm

(4) Формат: 20x20 cm

(5) Форматы: 6.7x14; 10x10; 14x14; 13.5x15; 15x15; 20x50; 20x40; 25X40; 26.7x41.6; 30x60; 30x90 cm

(6) Не применяется как настенная плитка для интерьеров.

IN AREAS WHERE THERE IS RISK OF SLIPPING, THE APPLICATION OF CERAMIC SERIES ANTI-DERRAP. MATERIAL WITH STRUCTURED SURFACES SIGNIFICANTLY REDUCES THE RISK. THE INDICATORS USED FOR SLIP MEASUREMENT ARE BRIEFLY DESCRIBED BELOW:

R – THE TILT ANGLE REACHED DURING THE SLIP RESISTANCE TEST. CLASSIFICATION ACCORDING TO DIN 51130.

A, B, C – INDICATORS OF SLIP RESISTANCE IN WET AREAS WHERE PEOPLE WALK BAREFOOT (C = MAXIMUM SLIP FORESEEN). CLASSIFICATION ACCORDING TO DIN 51097.

1, 2, 3 – CLASSIFICATION OF THE SLIP RESISTANCE VALUE (RH) ACCORDING TO THE PENDULUM METHOD. CLASSIFICATION ACCORDING TO ENV 12633.

DORT WO AUSRUTSCHGFAHR BESTEHT, REDUZIERT DAS AUFTRAGEN VON ANTIRUTSCHMITTEL DER SERIE CERAMIC AUF STRUKTURBERFLÄCHEN BEDEUTEND DAS RISIKO. DIE BENUTZTE INDIKATOREN DER RUTSCHMESSUNG SIND UNTEN KURZ BESCHRIEBEN:

R – NEIGUNGSWINKEL WÄHREND DES TESTS FÜR DIE AUSLAUFBESTÄNDIGKEIT. KLASSIFIZIERUNG GEMÄSS DER NORM DIN 51130.

A, B, C – BESTÄNDIGKEITSINDIKATOREN FÜR DAS AUSRUTSCHEN IN NASSFEUCHTEN ABSCHNITTEN, IN DENEN BARFUSS GEGANGEN WIRD (C= HÖCHSTWERT FÜR EINGEPLANTES AUSRUTSCHEN). KLASSIFIZIERUNG GEMÄSS DER NORM DIN 51097.

1, 2, 3 – KLASSIFIZIERUNG FÜR DEN WERT DER AUSRUTSCHBESTÄNDIGKEIT (RH) GEMÄSS DER PENDELMETHODE. KLASSIFIZIERUNG NACH DER NORM ENV 12633.

EM ZONAS DE RISCO DE ESCORREGAMENTO, A APLICAÇÃO DE MATERIAL ANTI-DERRAPANTE DAS SÉRIES CERAMIC COM SUPERFÍCIES ESTRUTURADAS REDUZEM SIGNIFICATIVAMENTE O RISCO. DE SEGUIDA APRESENTAMOS SUMARIAMENTE OS INDICADORES USADOS NA MEDIDA DO ESCORREGAMENTO:

R – O ÂNGULO DE INCLINAÇÃO ATINGIDO DURANTE O TESTE DE RESISTÊNCIA AO ESCORREGAMENTO. CLASSIFICAÇÃO SEGUNDO A NORMA DIN 51130.

A, B, C – INDICADORES DE RESISTÊNCIA AO ESCORREGAMENTO EM ZONAS MOLHADAS ONDE SE ANDE DESCALÇO (C= MÁXIMO DE ESCORREGAMENTO PREVISTO). CLASSIFICAÇÃO SEGUNDO A NORMA DIN 51097.

1, 2, 3 – CLASSIFICAÇÃO DO VALOR DA RESISTÊNCIA AO DESLIZAMENTO (RH) SEGUNDO O MÉTODO DO PÊNDULO. CLASSIFICAÇÃO SEGUNDO A NORMA ENV 12633.

EN LAS ZONAS DE RIESGO DE DESLIZAMIENTO, LA APLICACIÓN DE MATERIAL ANTIDESLIZANTE DE LAS SERIES CERAMIC CON SUPERFICIES ESTRUCTURADAS REDUCE SIGNIFICATIVAMENTE EL RIESGO. A CONTINUACIÓN PRESENTAMOS SUMARIAMENTE LOS INDICADORES USADOS EN LA MEDIDA DEL DESLIZAMIENTO:

R – EL ÂNGULO DE INCLINACIÓN ALCANZADO DURANTE LA PRUEBA DE RESISTENCIA AL DESLIZAMIENTO. CLASSIFICACIÓN SEGÚN LA NORMA DIN 51130.

A, B, C – INDICADORES DE RESISTENCIA AL DESLIZAMIENTO EN ZONAS HÚMEDAS DONDE SE CAMINA DESCALZO (C= MÁXIMO DE DESLIZAMIENTO ESTABLECIDO). CLASSIFICACIÓN SEGÚN LA NORMA DIN 51097.

1, 2, 3 – CLASIFICACIÓN DEL VALOR DE LA RESISTENCIA AL DESLIZAMIENTO (HR) SEGÚN EL MÉTODO DEL PÉNDULO. CLASIFICACIÓN SEGÚN LA NORMA ENV 12633.

DANS LES ZONES OÙ IL Y A LE RISQUE DE GLISSEMENT, L'APPLICATION DU MATÉRIEL ANTIDÉRAPANT DES SÉRIES CERAMIC AVEC DES SURFACES STRUCTURÉES RÉDUIT SUBSTANTIELLEMENT LE RISQUE. ENSUITE ON PRÉSENTE BRIÈVEMENT LES INDICATEURS UTILISÉS DANS LA MESURE DU GLISSEMENT:

R – L'ANGLE D'INCLINAISON ATTEINT PENDANT LE TESTE DE RÉSISTANCE AU GLISSEMENT. CLASSIFICATION SELON LA NORME DIN 51130.

A, B, C – INDICATEURS DE LA RÉSISTANCE AU GLISSEMENT DANS LES ZONES MOUILLÉES OÙ LES PERSONNES SE DÉPLACENT AUX PIEDS NUS (C= GLISSEMENT MAXIMAL PRÉVU). CLASSIFICATION SELON LA NORME DIN 51097.

1, 2, 3 – CLASSIFICATION DE LA VALEUR DE LA RÉSISTANCE AU GLISSEMENT (RH) SELON LA MÉTHODE DU PENDULE. CLASSIFICATION SELON LA NORME ENV 12633.


ПРИМЕНЕНИЕ КЕРАМИЧЕСКОГО МАТЕРИАЛА "ANTISLIP" СО СТРУКТУРИРОВАННОЙ ПОВЕРХНОСТЬЮ ЗНАЧИТЕЛЬНО СНИЖАЕТ РИСК СКОЛЬЖЕНИЯ, В МЕСТАХ С ПОВЫШЕННОЙ СКОЛЬЗКОСТЬЮ. ЗАТЕМ КРАТКО ПРЕДСТАВЛЯЕМ ПОКАЗАТЕЛИ, ИСПОЛЬЗУЕМЫЕ ПРИ ИЗМЕРЕНИИ СКОЛЬЖЕНИЯ:

R – УГОЛ НАКЛОНА ДОСТИГНУТЫЙ В ХОДЕ ИСПЫТАНИЯ НА СОПРОТИВЛЕНИЕ СКОЛЬЖЕНИЯ. КЛАССИФИКАЦИЯ В СООТВЕТСТВИИ С DIN 51130.

A, B, C – ПОКАЗАТЕЛИ СОПРОТИВЛЕНИЯ СКОЛЬЖЕНИЮ ВО ВЛАЖНЫХ ПОМЕЩЕНИЯХ, ГДЕ ЛЮДИ ХОДЯТ БОСИКОМ (C = МАКСИМАЛЬНОЕ СКОЛЬЖЕНИЕ ПРЕДУСМОТРЕНО). КЛАССИФИКАЦИЯ В СООТВЕТСТВИИ С DIN 51097.

1, 2, 3 – КЛАССИФИКАЦИЯ СТОИМОСТИ СОПРОТИВЛЕНИЯ СКОЛЬЖЕНИЮ (RH) ПО МАЯТНИКОВОМУ МЕТОДУ. КЛАССИФИКАЦИЯ В СООТВЕТСТВИИ С ENV 12633.

INDICATORS OF SLIP RESISTANCE IN WET AREAS WHERE PEOPLE WALK BAREFOOT
INDICADORES DE RESISTÊNCIA AO ESCORREGAMENTO EM ZONAS MOLHADAS ONDE SE ANDE DESCALÇO . INDICATEURS DE RÉSISTANCE AU GLISSEMENT DANS LES ZONES MOUILLÉES OÙ LES PERSONNES SE DÉPLACENT AUX PIEDS NUS . ESTÄNDIGKEITSINDIKATOREN BEZÜGLICH AUSRUTSCHEN IN FEUCHTNASSEN ABSCHNITTEN, IN DENEN BARFUSS GEGANGEN WIRD . INDICADORES DE RESISTENCIA AL DESLIZAMIENTO EN ZONAS HÚMEDAS DONDE SE CAMINA DESCALZO . ПОКАЗАТЕЛИ СОПРОТИВЛЕНИЯ СКОЛЬЖЕНИЮ ВО ВЛАЖНЫХ ПОМЕЩЕНИЯХ, ГДЕ ЛЮДИ ХОДЯТ БОСИКОМ

			
TILT ANGLE ÂNGULO DE INCLINAÇÃO ÁNGULO DE INCLINACIÓN ANGLE D'INCLINAISON NEIGUNGSWINKEL УГОЛ НАКЛОНА	≥12°	≥18°	≥24°
CLASS CLASSE CLASSE CLASSE KLASSE КЛАСС	A	B	C

NON-SLIP FLOORS ARE ADVANTAGEOUS FOR ALL THE AREAS WHERE PEOPLE WALK BAREFOOT AND THERE IS RISK OF SLIPPING. THUS:

**CATEGORY A:
NON-SLIP PERFORMANCE (≥12)
- AREAS WHERE PEOPLE WALK BAREFOOT (CONSIDERABLY DRY)
- DRESSING FOR INDIVIDUAL AND GROUP**

**CATEGORY B:
PERFORMANCE SLIP (≥18)
- BATHROOMS
- AREAS SURROUNDING SWIMMING POOLS
- BOTTOM OF SHALLOW SWIMMING POOLS
- CHILDREN'S SWIMMING POOLS**

**CATEGORY C:
NON-SLIP PERFORMANCE (≥24)
- CROSSING AREA IN SWIMMING POOLS
- TILTED EDGES OF SWIMMING POOLS**

OS PAVIMENTOS ANTI-DERRAPANTES SÃO VANTAJOSOS PARA TODAS AS ÁREAS ONDE SE ANDE DESCALÇO E HAJA PERIGO DE ESCORREGAMENTO. SENDO ASSIM:

CATEGORIA A:
DESEMPENHO DO ANTI-DERRAPANTE (≥12°)
- ZONAS ONDE SE ANDA DESCALÇO (CONSIDERAVELMENTE SECOS)
- VESTIÁRIOS INDIVIDUAIS E DE GRUPO

CATEGORIA B:
DESEMPENHO DO ANTI-DERRAPANTE (≥18°)
- CASAS DE BANHO
- ÁREAS CIRCUNDANTES DE PISCINAS
- FUNDO DE PISCINAS POUCO PROFUNDAS
- PISCINAS DE CRIANÇAS

CATEGORIA C:
DESEMPENHO DO ANTI-DERRAPANTE (≥24°)
- ZONA DE PASSAGEM EM PISCINAS
- LIMITES INCLINADOS DE PISCINAS





LES SOLS ANTIDÉRAPANTS SONT PLUS APPROPRIÉS POUR LES ZONES OÙ LES PERSONNES SE DÉPLACENT AUX PIEDS NUS OU OÙ IL Y A LE DANGER DE GLISSEMENT. DONC:

CATÉGORIE A:
PERFORMANCE DE L'ANTIDÉRAPANT (≥12°)
- ZONES OÙ LES PERSONNES SE DÉPLACENT AUX PIEDS NUS (CONSIDÉRABLEMENT SECS)
- VESTIAIRES INDIVIDUELS OU DE GROUPE

CATÉGORIE B:
PERFORMANCE DE L'ANTIDÉRAPANT (≥18°)
- SALLES DE BAINS
- ZONES ENTOURANT LES PISCINES
- FOND DES PISCINES PEU PROFONDES
- PISCINES POUR LES ENFANTS

CATÉGORIE C:
PERFORMANCE DE L'ANTIDÉRAPANT (≥24°)
- ZONE DE PASSAGE DES PISCINES
- LIMITES INCLINÉS DES PISCINES

SLIP RESISTANCE . RESISTÊNCIA AO ESCORREGAMENTO . RÉSISTANCE AU GLISSEMENT
RUTSCHHEMMUNG . RESISTENCIA AL DESLIZAMIENTO . УСТОЙЧИВОСТЬ К СКОЛЬЖЕНИЮ

				
TILT ANGLE ÂNGULO DE INCLINAÇÃO ÁNGULO DE INCLINACIÓN ANGLE D'INCLINAISON NEIGUNGSWINKEL ÁNGULO DE INCLINACIÓN УГОЛ НАКЛОНА	>6,1°-10°	>10°-19°	>19°-27°	>27°-35°
STATIC FRICTION ATRITO ESTÁTICO FROTTEMENT STATIQUE STATISCHE REIBUNG FRICCIÓN ESTÁTICA СТАТИЧЕСКОЕ ТРЕНИЕ	LOW BAIXO BAS NIEDRIGE BAJO НИЗКОЕ	NORMAL NORMAL NORMAL NORMALE NORMAL НОРМАЛЬНОЕ	GREATER MAJEUR GRÖßERE MAYOR БОЛЬШОЕ	HIGH ELEVADO ÉLEVÉ ERHÖHTE ALTA ВЫСОКОЕ
CLASS CLASSE CLASSE CLASSE KLASSE КЛАСС	R9	R10	R11	R12

BESTÄNDIGKEITSANGABEN FÜR AUSRUTSCHEN AN NASSEN DURCHGANGSSTELLEN, AUF DENEN BARFUSS GEGANGEN WIRD:

KATEGORIE A:
LEISTUNG DES ANTIRUTSCHMITTELS (≥12°)
- BEREICHE, IN DENEN BARFUSS GEGANGEN WIRD (VERHÄLTNISSMÄSSIG TROCKEN)
- EINZEL- UND GRUPPENUMKLEIDEN

KATEGORIE B:
LEISTUNG DES ANTIRUTSCHMITTELS (≥18°)
- TOILETTEN
- AN DIE SCHWIMMBÄDER ANGRENZENDE UMGEBUNGSFLÄCHEN
- TIEFE BEI WENIG TIEFEN SCHWIMMBÄDER
- KINDERBECKEN

KATEGORIE C:
LEISTUNG DES ANTIRUTSCHMITTELS (≥24°)
- DURCHGANGSBEREICHE IN SCHWIMMBÄDERN
- NEIGUNGSBEGRENZUNG VON SCHWIMMBÄDERN

LOS PAVIMENTOS ANTIDESLIZANTES SON VENTAJOSOS PARA TODAS LAS ÁREAS DONDE SE CAMINA DESCALZO Y EXISTE EL PELIGRO DE DESLIZAMIENTO. POR LO TANTO:

CATEGORÍA A:
EL DESEMPEÑO DEL ANTIDESLIZANTE (≥12°)
- ZONA DONDE SE CAMINA DESCALZO (CONSIDERABLEMENTE SECO)
- VESTUARIOS INDIVIDUALES Y DE GRUPO

CATEGORÍA B:
EL DESEMPEÑO DEL ANTIDESLIZANTE (≥18°)
- CUARTOS DE BAÑO
- ÁREAS ALREDEDOR DE PISCINAS
- FONDO DE PISCINAS POCO PROFUNDAS
- PISCINAS DE NIÑOS

CATEGORÍA C:
EL DESEMPEÑO DEL ANTIDESLIZANTE (≥24°)
- ZONA DE PASO EN PISCINAS
- LIMITES DE INCLINACIÓN DE PISCINAS

NE SКОЛЬЗЯЩИЕ ПОЛЫ ВЫГОДНЫЕ ДЛЯ ВСЕХ ПОВЕРХНОСТЕЙ, ГДЕ ЛЮДИ ХОДЯТ БОСИКОМ И ЕСТЬ РИСК ПОСКОЛЬЗНУТЬСЯ. ТАКИМ ОБРАЗОМ:

РАЗДЕЛ А:
ПРИМЕНЕНИЕ НЕСКОЛЬЗЯЩЕГО МАТЕРИАЛА (≥12°)
- ПОВЕРХНОСТИ ГДЕ ЛЮДИ ХОДЯТ БОСИКОМ (ЗНАЧИТЕЛЬНО СУХИЕ)
- ИНДИВИДУАЛЬНЫЕ И КОЛЛЕКТИВНЫЕ ТУАЛЕТЫ

РАЗДЕЛ В:
- ПРИМЕНЕНИЕ СКОЛЬЗЯЩЕГО МАТЕРИАЛА
- ВАННЫЕ КОМНАТЫ
- ПОВЕРХНОСТИ ПРИЛЕГАЮЩИЕ БАССЕЙНАМ
- ДНО МЕЛКОВОДНЫХ БАССЕЙНОВ
- ДЕТСКИЕ БАССЕЙНЫ

РАЗДЕЛ С:
- ПРИМЕНЕНИЕ НЕСКОЛЬЗЯЩЕГО МАТЕРИАЛА
- ПЛОЩАДИ ПЕРЕСЕЧЕНИЕ В ПЛАВАТЕЛЬНЫХ БАССЕЙНАХ, НАКЛОНЕННЫЕ КРАЯ БАССЕЙНОВ



PENDULUM METHOD . MÉTODO DO PÊNULO . MÉTHODE DU PENDULE . PENDELMETHODE . MÉTODO DEL PÉNDULO . МАЯТНИКОВЫЙ МЕТОД

RESISTANCE TO SLIP RD (READ VALUE) RESISTÊNCIA AO DESLIZAMENTO RD (VALOR LIDO) RÉSISTANCE AU GLISSEMENT RD (VALEUR LUE) AUSRUTSCHBESTÄNDIGKEIT RD (GELESENER WERT) RESISTENCIA AL DESLIZAMIENTO RD (VALOR LIDO) СОПРОТИВЛЕНИЕ СКОЛЬЖЕНИЮ RD (ПРОЧИТАТЬ ЗНАЧЕНИЕ)	15< RD ≤ 35	35< RD ≤ 45	RD > 45
APPLICATION APLICAÇÃO APPLICATION ANWENDUNG APLICACION ПРИМЕНЕНИЕ	CONSIDERABLY DRY INTERNAL AREAS. ZONAS INTERIORES CONSIDERAVELMENTE SECAS. ZONES À L'INTÉRIEUR CONSIDÉRABLEMENT SÈCHES. RELATIV TROCKENE BEREICHE. ZONAS INTERIORES MUY SECAS. ЗНАЧИТЕЛЬНО СУХИЕ ВНУТРЕННИЕ ЧАСТИ.	WET INTERNAL AREAS. ZONAS INTERIORES HÚMIDAS. ZONES HUMIDES À L'INTÉRIEUR. FEUCHTE INNENBEREICHE. ZONAS INTERIORES HÚMEDAS. МОКРЫЕ ВНУТРЕННИЕ ЧАСТИ.	INDUSTRIAL AREAS WHERE THERE ARE OILS AND LUBRICANTS AND EXTERNAL AREAS OF SWIMMING POOLS. ZONAS INDUSTRIAIS ONDE EXISTAM GORDURAS E LUBRIFICANTES E ZONAS EXTERNAS DE PISCINAS. ZONES INDUSTRIELLES OÙ IL Y A DES GRAISSES ET DES LUBRIFIANTS ET ZONES EXTÉRIEURES DES PISCINES. INDUSTRIEBEREICHE, IN DENEN ES FATTE UND SCHMIERMITTEL GIBT UND SCHWIMMBADAUSSENBEREICHE. ZONAS INDUSTRIALES DONDE HAY GRASAS Y LUBRIFICANTES Y ZONAS EXTERIORES DE PISCINAS. ПРОМЫШЛЕННЫЕ ЗОНЫ ГДЕ ЕСТЬ МАСЛА И СМАЗКИ И ВНУТРЕННИЕ ЧАСТИ БАССЕЙНОВ.
CLASS CLASSE CLASSE KLASSE CLASE КЛАСС	1	2	3

DETERMINES THE SLIP RESISTANCE COEFFICIENTS OF THE PENDULUM TIPPING OVER THE SURFACE TO BE TESTED, AND EVALUATED ACCORDING TO ENV 12633.
THE CLASSIFICATION OF FLOOR TILES DERIVES FROM THE SLIDING RESISTANCE VALUE, WHICH DETERMINES THEIR CLASS AND, HENCE, POSITION. THIS TEST IS ALWAYS CONDUCTED IN BOTH DIRECTIONS OF THE CERAMIC TILE.

DETERMINA OS COEFICIENTES DE RESISTÊNCIA AO DESLIZAMENTO DO PÊNULO EM BASCULAMENTO SOBRE A SUPERFÍCIE A TESTAR. É AVALIADO SEGUNDO A NORMA ENV 12633.
A CLASSIFICAÇÃO DO PAVIMENTO RESULTA DO VALOR DA RESISTÊNCIA AO DESLIZAMENTO, QUE DETERMINA A CLASSE DO MESMO E ASSIM A SUA LOCALIZAÇÃO. ESTE TESTE É FEITO SEMPRE NOS DOIS SENTIDOS DA PEÇA CERÂMICA.

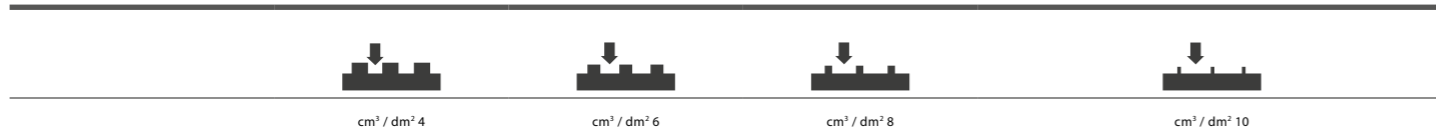
DÉTERMINE LES COEFFICIENTS DE RÉSISTANCE AU GLISSEMENT DU PENDULE EN BASCULEMENT SUR LA SURFACE À TESTER ET IL EST ÉVALUÉ SELON LA NORME ENV 12633.
LA CLASSIFICATION DU SOL RÉSULTE DE LA VALEUR DE LA RÉSISTANCE AU GLISSEMENT, QUI DÉTERMINE LA CLASSE DU SOL ET DONC SA LOCALISATION. CE TESTE EST EFFECTUÉ TOUJOURS DANS LES DEUX DIRECTIONS DE LA PIÈCE CÉRAMIQUE.

LEGT DIE BESTÄNDIGKEITSKOEFFIZIENTEN BEIM AUSRUTSCHEN DES ÜBER DER TESTFLÄCHE HIN UND HER SCHWINGENDEN PENDELS FEST. DIE BEWERTUNG ERFOLGT NACH DER NORM ENV 12633.
DIE KLASSIFIZIERUNG DES BODENS FOLGT NACH DEM BESTÄNDIGKEITSWERT FÜR AUSRUTSCHEN. DIESER WERT LEGT DIE KLASSE FEST UND DIE STELLE. DER TEST ERFOLGT STETS IN DEN BEIDEN RICHTUNGEN DES KERAMIKTEILS.

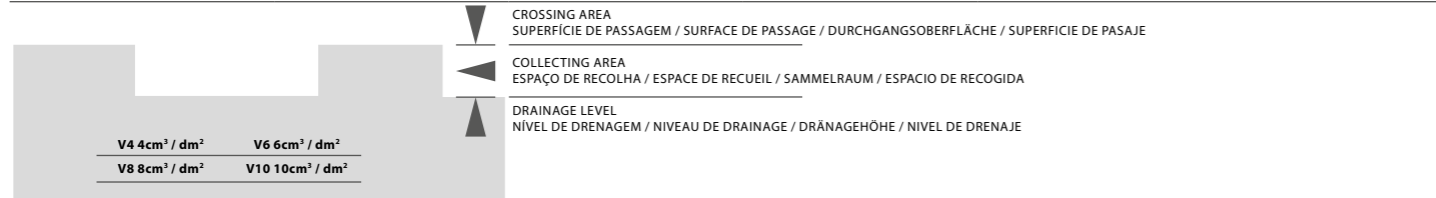
DETERMINA LOS COEFICIENTES DE RESISTENCIA AL DESLIZAMIENTO DEL PÊNULO EN INCLINACIÓN SOBRE LA SUPERFÍCIE A ENSAYAR. SE EVALÚA SEGÚN LA NORMA ENV 12633.
LA CLASIFICACIÓN DEL PAVIMENTO RESULTA DEL VALOR DE RESISTENCIA AL DESLIZAMIENTO, QUE DETERMINA LA CLASE Y SU LOCALIZACIÓN. ESTA PRUEBA SE HACE SIEMPRE EN LAS DOS VÍAS DE LA PIEZA CERÁMICA.

ОПРЕДЕЛЯЕТ КОЭФФИЦИЕНТ СОПРОТИВЛЕНИЯ СКОЛЬЖЕНИЮ МАЯТНИКОВОГО ОПРОКИДЫВАНИЯ ПЛАССИФИКАЦИЯ НАПОЛЬНОЙ ПЛИТКИ ПРОИСХОДИТ ОТ СОПРОТИВЛЕНИЯ СКОЛЬЖЕНИЮ ЗНАЧЕНИЕ, КОТОРОЙ ОПРЕДЕЛЯЕТ ИХ КЛАСС И, СЛЕДОВАТЕЛЬНО, ПОЛОЖЕНИЕ. ЭТОТ ТЕСТ ВСЕГДА ПРОВОДИТСЯ В ОБА НАПРАВЛЕНИЯ КЕРАМИЧЕСКОЙ ПЛИТКИ

RUN-OFF VOLUME
VOLUME DE ESCOAMENTO . VOLUME D'ÉCOULEMENT . ABFLUSSMENGE . CAUDAL VOLUMÉTRICO



CLASS CLASSE CLASSE KLASSE CLASE	V4	V6	V8	V10
--	-----------	-----------	-----------	------------



MOHS SCALE
ESCALA DE MOHS . ÉCHELLE DE MOHS . MOHS-SKALA . ESCALA DE MOHS . ПОКАЗАТЕЛЬ МОHS

HARDNESS DUREZA DURETÉ HÄRTEWERT DUREZA ТВЕРДОСТЬ	MINERAL MINERAL MINERAL MINERAL MINERAL МИНЕРАЛ	CHEMICAL FORMULA FÓRMULA QUÍMICA FORMULE CHIMIQUE CHEMISCHE FORMEL FÓRMULA QUÍMICA ХИМИЧЕСКАЯ ФОРМУЛА
1	TALCUM TALCO . TALC . TALKUM . TALCO . СТЕАТИТ It can be easily scratched with a fingernail. Es kann leicht mit einem Fingernagel gekratzt werden. Se puede rayar fácilmente con la uña. Легко царапается при помощи ногтя.	Mg ₃ Si ₂ O ₁₀ (OH) ₂
2	GYPSUM GIPSITA . GYPSUM . GIPS . YESO . ГИПС It can be scratched with a fingernail, but with a little more difficulty. Pode ser arranhado com unha com um pouco mais de dificuldade. Il peut être rayé avec un ongle , mais avec un peu plus de difficulté. Es kann mit einer Fingernagel zerkratzt werden, aber mit etwas mehr Schwierigkeit. Se puede rayar con la uña, pero con más dificultad. Возможно поцарапать ногтем, приложив легкое усилие.	CaSO ₄ ·2H ₂ O
3	CALCITE CALCITA . CALCITE . CALCIT . CALCITA . КАЛЬЦИТ It can be scratched with a copper coin. Pode ser arranhado com uma moeda de cobre. Il peut être rayé avec une pièce de monnaie de cuivre. Es kann mit einem Kupfermünze zerkratzt werden. Se puede rayar con una moneda de cobre. Возможно поцарапать при помощи монеты.	CaCO ₃
4	FLUORITE FLUORITA . FLUORITE . FLUORIT . FLUORITA . ФЛЮОРИТ It can be scratched with a kitchen knife. Pode ser arranhada com uma faca de cozinha. Peut être rayé avec un couteau de cuisine. Es kann mit einem Küchenmesser zerkratzt werden. Se puede rayar con un cuchillo de cocina. Возможно поцарапать ножом.	CaF ₂
5	APATITE APATITA . APATITE . APATIT . APATITA . АПАТИТ It can be hardly scratched with a kitchen knife. Pode ser arranhada dificilmente com uma faca de cozinha. Peut être difficilement rayé avec un couteau de cuisine. Es kann kaum mit einem Küchenmesser zerkratzt werden. Puede rayar dificilmente con un cuchillo de cocina. Возможно поцарапать ножом, приложив дополнительное усилие.	Ca ₅ (PO ₄) ₃ (OH,C,F)
6	FELDSPAR / ORTHOCLASE FELDSPATO / ORTOCLÁSIO . FELDSPAR / ORTHOSE . FELDSPAT / ORTHOKLAS . FELDESPATO ORTOCLASA . ОРТОКЛАЗ It can be scratched with a steel alloy. Pode ser arranhado com uma liga de aço. Il peut être gratté avec un alliage d'acier. Es kann mit einer Stahllegierung zerkratzt werden. Se puede rayar con una aleación de acero. Возможно поцарапать стальным прутом.	KAlSi ₃ O ₈
7	QUARTZ QUARTZO . QUARTZ . QUARZ . CUARZO . КВАРЦИТ Capable of scratching glass. Ex: Amethyst. Capaz de arranhar o vidro. Ex.: Ametista. Capable de rayer le verre. Ex : Améthyste. Fähig Glas zu verkratzen. Z. B.: Amethyst. Capaz de rayar el vidrio. Ex: Amatista. Может поцарапать стекло. Например: Аметист	SiO ₂
8	TOPAZ TOPÁZIO . TOPAZ . TOPAS . TOPACIO . ТОПАЗ Capable of scratching quartz. Capaz de arranhar o quartzo. Capable de rayer le quartz. Fähig Quarz zu verkratzen. Capaz de rayar el cuarzo. Может поцарапать кварцит.	Al ₂ SiO ₅ (OH,F) ₂
9	CORUNDUM CORINDON . CORINDON . KORUND . CORINDÓN . КОРУНД Capable of scratching topaz. Capaz de arranhar o Topázio. Capable de rayer la topaze. Fähig Topas zu verkratzen. Capaz de rayar el topacio. Может поцарапать топаз.	Al ₂ O ₃
10	DIAMOND DIAMANTE . DIAMANT . DIAMANT . DIAMANTE . АЛМАЗ It is the hardest mineral that exists, it can scratch any other mineral and can only be scratched by another diamond. Mineral mais duro que existe, pode arranhar qualquer outro e é arranhado apenas por outro diamante. Est le minéral le plus dur, capable de rayer quelque autre, mais seulement peut être rayée par autre diamant. Es ist das härteste Mineral, das vorhanden ist; Es kann jede andere Mineral kratzen und kann nur von einem anderen Diamant zerkratzt werden. Es el mineral más duro que hay, puede rayar cualquier otro y sólo se raya por otro diamante. Самый твердый минерал. Может поцарапать любой минерал и может быть поцарапан только другим алмазом.	C

THE MOHS SCALE QUANTIFIES THE HARDNESS OF THE MINERALS, I.E., THE RESISTANCE THAT A CERTAIN MINERAL OFFERS TO THE SCRATCH. THE HARDNESS VALUE 1 WAS GIVEN TO THE LESS HARD MATERIAL, WHICH IS TALCUM, AND THE VALUE 10 WAS GIVEN TO THE DIAMOND, WHICH IS THE HARDEST SUBSTANCE EXISTING IN NATURE.

A ESCALA DE MOHS QUANTIFICA A DUREZA DOS MINERAIS, ISTO É, A RESISTÊNCIA QUE UM DETERMINADO MINERAL OFERECE AO RISCO. O VALOR DE DUREZA 1 FOI DADO AO MATERIAL MENOS DURO QUE É O TALCO, E O VALOR 10 DADO AO DIAMANTE QUE É A SUBSTÂNCIA MAIS DURA EXISTENTE NA NATUREZA.

L'ÉCHELLE DE MOHS QUANTIFIE LA DURETÉ DES MINÉRAUX, C'EST-À-DIRE LA RÉSISTANCE QU'UN MINÉRAL OFFRE AU RISQUE. LA VALEUR 1 A ÉTÉ DONNÉE À LA DURETÉ DU MATÉRIAU MOINS DUR, C'EST LE TALC ET LA VALEUR 10 POUR LE DIAMANT EST LA SUBSTANCE LA PLUS DURE DANS LA NATURE.


DER MOHS-SKALA QUANTIFIZIERT DIE HÄRTE DER MINERALIEN, DAS HEISST, DEN WIDERSTAND, DIE EINE BESTIMMTE MINERAL ZUR KRATZ BIETET. DER HÄRTEWERT 1 WURDE ZU DEM WENIGER HARTEN MATERIAL GEGEBEN, DAS TALKUM IST, UND DER WERT 10 WURDE DER DIAMANT GEGEBEN, DIE DIE HÄRTESTE SUBSTANZ IST, DIE IN DER NATUR VORKOMMT.


LA ESCALA DE MOHS CUANTIFICA LA DUREZA DE LOS MINERALES, ES DECIR, LA RESISTENCIA QUE UN MINERAL EN PARTICULAR OFRECE AL RISCO. EL VALOR DE 1 SE DIO A LA DUREZA DEL MATERIAL MENOS DURO QUE ES EL TALCO, Y EL VALOR 10 PARA EL DIAMANTE QUE ES LA SUSTANCIA MÁS DURA DE LA NATURALEZA.

ПОКАЗАТЕЛЬ МОHS ОПРЕДЕЛЯЕТ ТВЕРДОСТЬ МИНЕРАЛОВ ИЛИ УСТОЙЧИВОСТЬ МИНЕРАЛОВ К ЦАРАПАНИНАМ. УРОВЕНЬ ТВЕРДОСТИ 1 БЫЛ ПРИСВОЕН САМОМУ МЯГКОМУ МАТЕРИАЛУ – СТЕАТИТУ; УРОВЕНЬ ТВЕРДОСТИ 10 БЫЛ ПРИСВОЕН САМОМУ ТВЕРДОМУ МАТЕРИАЛУ – АЛМАЗУ, КОТОРЫЙ ЯВЛЯЕТСЯ САМЫМ ТВЕРДЫМ МИНЕРАЛОМ, СУЩЕСТВУЮЩИМ В ПРИРОДЕ.

Page	Series Série . Série Serie . Serie . Серии	Type of Product Tipologia de Produto . Type de Produit Produkttyp . Tipo de Producto . Тип Материала	Sizes Formatos . Formats Format . Formatos . Размеры	Finish Acabamento . Finition Oberflächen . Acabado . Отделка	Colour / Ref Cor/Ref . Couleur/Ref Farbe/Ref . Color/Ref	
50	VALLE	PORCELAIN TILES	59.2x59.2x1 cm ret.	NATURAL	BEIGE P6035R	U3 P3 E3 C2
					TAUPE P6036R	U25 P3 E3 C2
					GREY P6037R	U25 P3 E3 C2
					WHITE P6039R	U3 P3 E3 C2
					BEIGE P6035	U3 P3 E3 C2
					TAUPE P6036	U25 P3 E3 C2
			60x60x1 cm	NATURAL	GREY P6037	U25 P3 E3 C2
					WHITE P6039	U3 P3 E3 C2
					BEIGE P3020R	U3 P3 E3 C2
					TAUPE P3021R	U25 P3 E3 C2
					GREY P3022R	U25 P3 E3 C2
					WHITE P3024R	U3 P3 E3 C2
			29.5x59.2x0.85 cm ret.	NATURAL	BEIGE P3020	U3 P3 E3 C2
					TAUPE P3021	U25 P3 E3 C2
					GREY P3022	U25 P3 E3 C2
					WHITE P3024	U3 P3 E3 C2
					BEIGE P3020	U3 P3 E3 C2
					TAUPE P3021	U25 P3 E3 C2
			30x60x0.85 cm	NATURAL	GREY P3022	U25 P3 E3 C2
					WHITE P3024	U3 P3 E3 C2
					WHITE PT84R	U3 P3 E3 C2
					BEIGE PT85R	U3 P3 E3 C2
					TAUPE PT86R	U25 P3 E3 C2
					GREY PT87R	U25 P3 E3 C2
59.2x59.2x1 cm ret.	NATURAL	WHITE PT84	U3 P3 E3 C2			
		BEIGE PT85	U3 P3 E3 C2			
		TAUPE PT86	U25 P3 E3 C2			
		GREY PT87	U25 P3 E3 C2			
		WHITE CP62R	U3 P3 E3 C2			
		BEIGE CP63R	U3 P3 E3 C2			
60x60x1 cm	NATURAL	TAUPE CP64R	U25 P3 E3 C2			
		GREY CP65R	U25 P3 E3 C2			
		WHITE CP62	U3 P3 E3 C2			
		BEIGE CP63	U3 P3 E3 C2			
		TAUPE CP64	U25 P3 E3 C2			
		GREY CP65	U25 P3 E3 C2			
29.5x59.2x0.85 cm ret.	NATURAL	SAND PT10R	U3 P3 E3 C2			
		CAMEL PT11R	U3 P3 E3 C2			
		SILVER PT12R	U3 P3 E3 C2			
		MINERAL PT14R	U25 P3 E3 C2			
		SAND PT10RC	U3 P3 E3 C2			
		CAMEL PT11RC	U3 P3 E3 C2			
59.2x59.2x1 cm ret.	NATURAL	SILVER PT12RC	U3 P3 E3 C2			
		MINERAL PT14RC	U25 P3 E3 C2			
		SAND PT121R	U3 P3 E3 C2			
		CLAY PT122R	U25 P3 E3 C2			
		CEMENT PT123R	U25 P3 E3 C2			
		SAND PT121	U3 P3 E3 C2			
60x60x1 cm	NATURAL	CLAY PT122	U25 P3 E3 C2			
		CEMENT PT123	U25 P3 E3 C2			

Page	Series Série . Série Serie . Serie . Серии	Type of Product Tipologia de Produto . Type de Produit Produkttyp . Tipo de Producto . Тип Материала	Sizes Formatos . Formats Format . Formatos . Размеры	Finish Acabamento . Finition Oberflächen . Acabado . Отделка	Colour / Ref Cor/Ref . Couleur/Ref Farbe/Ref . Color/Ref	
88	KREA	PORCELAIN TILES	59.2x59.2x1 cm ret.	NATURAL	WHITE P6009R	U3 P3 E3 C2
					BEIGE P6010R	U3 P3 E3 C2
					CAMEL P6011R	U25 P3 E3 C2
					GREY P6012R	U25 P3 E3 C2
					WHITE P6009	U3 P3 E3 C2
					BEIGE P6010	U3 P3 E3 C2
			60x60x1 cm	NATURAL	CAMEL P6011	U25 P3 E3 C2
					GREY P6012	U25 P3 E3 C2
					BEIGE P3000R	U3 P3 E3 C2
					CAMEL P3001R	U25 P3 E3 C2
					GREY P3002R	U25 P3 E3 C2
					WHITE P3009R	U3 P3 E3 C2
			29.5x59.2x0.85 cm ret.	NATURAL	BEIGE P3000	U3 P3 E3 C2
					CAMEL P3001	U25 P3 E3 C2
					GREY P3002	U25 P3 E3 C2
					WHITE P3009	U3 P3 E3 C2
					BEIGE P3000	U3 P3 E3 C2
					CAMEL P3001	U25 P3 E3 C2
			30x60x0.85 cm	NATURAL	GREY P3002	U25 P3 E3 C2
					WHITE P3009	U3 P3 E3 C2
					LIGHT GREY P6060R	U25 P3 E3 C2
					DARK GREY P6061R	U25 P3 E3 C2
					WHITE P6063R	U3 P3 E3 C2
					BEIGE P6064R	U3 P3 E3 C2
59.2x59.2x1 cm ret.	NATURAL	LIGHT GREY P6060	U25 P3 E3 C2			
		DARK GREY P6061	U25 P3 E3 C2			
		WHITE P6063	U3 P3 E3 C2			
		BEIGE P6064	U3 P3 E3 C2			
		LIGHT GREY P3040R	U25 P3 E3 C2			
		DARK GREY P3041R	U25 P3 E3 C2			
60x60x1 cm	NATURAL	WHITE P3043R	U3 P3 E3 C2			
		BEIGE P3044R	U3 P3 E3 C2			
		LIGHT GREY P3040	U25 P3 E3 C2			
		DARK GREY P3041	U25 P3 E3 C2			
		WHITE P3043	U3 P3 E3 C2			
		BEIGE P3044	U3 P3 E3 C2			
29.5x59.2x0.85 cm ret.	NATURAL	BEIGE P6045R	U3 P3 E3 C2			
		GREY P6046R	U25 P3 E3 C2			
		ANTHRACITE P6047R	U25 P3 E3 C2			
		WHITE P6048R	U3 P3 E3 C2			
		BEIGE P6045	U3 P3 E3 C2			
		GREY P6046	U25 P3 E3 C2			
30x60x0.85 cm	NATURAL	ANTHRACITE P6047	U25 P3 E3 C2			
		WHITE P6048	U3 P3 E3 C2			
		BEIGE P3035R	U3 P3 E3 C2			
		GREY P3036R	U25 P3 E3 C2			
		ANTHRACITE P3037R	U25 P3 E3 C2			
		WHITE P3038R	U3 P3 E3 C2			
59.2x59.2x1 cm ret.	NATURAL	BEIGE P3035	U3 P3 E3 C2			
		GREY P3036	U25 P3 E3 C2			
		ANTHRACITE P3037	U25 P3 E3 C2			
		WHITE P3038	U3 P3 E3 C2			
		BEIGE PT30	U3 P3 E3 C2			
		CINZA PT31	U3 P3 E3 C2			
60x60x1 cm	NATURAL	CINZA ESCURO PT32	U25 P3 E3 C2			
		MARFIM CO20	U3 P3 E3 C2			
		BEIGE CO21	U3 P3 E3 C2			
		CINZA CO22	U3 P3 E3 C2			
		CINZA ESCURO CO23	U25 P3 E3 C2			
		BEIGE CO21	U3 P3 E3 C2			
29.5x59.2x0.85 cm ret.	NATURAL	CINZA ESCURO CO23	U25 P3 E3 C2			
		BEIGE CO21	U3 P3 E3 C2			
		CINZA CO22	U3 P3 E3 C2			
		CINZA ESCURO CO23	U25 P3 E3 C2			
		BEIGE CO21	U3 P3 E3 C2			
		CINZA CO22	U3 P3 E3 C2			
30x60x0.85 cm	NATURAL	CINZA ESCURO CO23	U25 P3 E3 C2			
		BEIGE CO21	U3 P3 E3 C2			
		CINZA CO22	U3 P3 E3 C2			
		CINZA ESCURO CO23	U25 P3 E3 C2			
		BEIGE CO21	U3 P3 E3 C2			
		CINZA CO22	U3 P3 E3 C2			

Page	Series Série . Série Serie . Serie . Серии	Type of Product Tipologia de Produto . Type de Produit Produkttyp . Tipo de Producto . Тип Материала	Sizes Formatos . Formats Format . Formatos . Размеры	Finish Acabamento . Finition Oberflächen . Acabado . Отделка	Colour / Ref Cor/Ref . Couleur/Ref Farbe/Ref . Color/Ref	
58	ALPE	GLAZED FLOOR TILES	45x45x0.85 cm	MATTE	WHITE C450	U3 P3 E3 C2
					GREY C451	U3 P3 E3 C2
					ANTHRACITE C452	U2S P3 E3 C2
					WHITE C320	U3 P3 E3 C2
					GREY C321	U3 P3 E3 C2
					ANTHRACITE C322	U2S P3 E3 C2
88	KREA	GLAZED FLOOR TILES	45x45x0.85 cm	MATTE	WHITE C415	U3 P3 E3 C2
					BEIGE C416	U3 P3 E3 C2
					CAMEL C417	U2S P3 E3 C2
					GREY C418	U2S P3 E3 C2
					GRAPHITE C419	U2 P3 E3 C2
					BLACK C420	U2 P3 E3 C2
100	FOCUS	GLAZED FLOOR TILES	45x45x0.85 cm	NATURAL	BEIGE C400	U3 P3 E3 C2
					GREY C402	U2S P3 E3 C2
					SAND C421	U2S P3 E3 C2
180	ROCK	GLAZED FLOOR TILES	45x45x0.85 cm	MATTE	MOONLIGHT C422	U2S P3 E3 C2
					SHELL C423	U3 P3 E3 C2
					KALACATA C430	U3 P3 E3 C2
220	NATURA	GLAZED FLOOR TILES	45x45x0.85 cm	MATTE	KALACATA GREY C431	U3 P3 E3 C2
					TRAVERTINO NOZ C432	U2S P3 E3 C2
					TRAVERTINO CREME C433	U3 P3 E3 C2
					IGNEA C434	U3 P3 E3 C2
232	NADINE	GLAZED FLOOR TILES	33.3x33.3x0.75 cm	MATTE	BEGE C300	U3 P3 E3 C2
					CASTANHO C301	U2 P3 E3 C2
					CINZA C303	U3 P3 E3 C2
					PRETO C304	U2 P3 E3 C2
234	SAHARA	GLAZED FLOOR TILES	33.3x33.3x0.75 cm	MATTE	BEGE P310	U3 P3 E3 C2
					CINZA P311	U3 P3 E3 C2
					MARFIM P315	U3 P3 E3 C2
					WHITE C445	U3 P3 E3 C2
250	TOUCH	GLAZED FLOOR TILES	45x45x0.85 cm	MATTE	BEIGE C446	U3 P3 E3 C2
					GREY C447	U2S P3 E3 C2
					AZUL PH04	U2 P3 E3 C2
					ROSA PH06	U3 P3 E3 C2
282	URBAN	GLAZED FLOOR TILES	20x20x0.65 cm	MATTE	BORDEAUX PH07	U2 P3 E3 C2
					MOKA PH08	U2 P3 E3 C2
					CINZA PH09	U2S P3 E3 C2
					CINZA ESCURO PH10	U2 P3 E3 C2
					BEGE ESCURO PH17	U2 P3 E3 C2
					BRANCO PH21	U3 P3 E3 C2
					PRETO PH24	U2 P3 E3 C2
					VERMELHO PH25	U2 P3 E3 C2
					AZUL GELO PH35	U2S P3 E3 C2
					BEGE PH39	U3 P3 E3 C2

Page	Series Série . Série Serie . Serie . Серии	Type of Product Tipologia de Produto . Type de Produit Produkttyp . Tipo de Producto . Тип Материала	Sizes Formatos . Formats Format . Formatos . Размеры	Finish Acabamento . Finition Oberflächen . Acabado . Отделка	Colour / Ref Cor/Ref . Couleur/Ref Farbe/Ref . Color/Ref	
360	ESSENCE	EXTRUDED PORCELAIN TILES	29.5x88.8x1 cm ret.	NATURAL	PÉROLA 7014	U4 P4 E3 C2
					CINZA CLARO 7020	U4 P4 E3 C2
					ALUMÍNIO 7028	U4 P4 E3 C2
					NEGRO 7032	U4 P4 E3 C2
					FORM PÉROLA 7314	U4 P4 E3 C2
					FORM CINZA CLARO 7320	U4 P4 E3 C2
					FORM ALUMÍNIO 7328	U4 P4 E3 C2
					FORM NEGRO 7332	U4 P4 E3 C2
					PÉROLA 7014	U4 P4 E3 C2
					CINZA CLARO 7020	U4 P4 E3 C2
					ALUMÍNIO 7028	U4 P4 E3 C2
360	ESSENCE	EXTRUDED PORCELAIN TILES	29.5x59.2x1 cm ret.	NATURAL	NEGRO 7032	U4 P4 E3 C2
					FORM PÉROLA 7314	U4 P4 E3 C2
					FORM CINZA CLARO 7320	U4 P4 E3 C2
					FORM ALUMÍNIO 7328	U4 P4 E3 C2
					FORM NEGRO 7332	U4 P4 E3 C2
					CINZA CLARO 7020	U4 P4 E3 C2
					NEGRO 7032	U4 P4 E3 C2
					FORM PÉROLA 7314	U4 P4 E3 C2
					FORM CINZA CLARO 7320	U4 P4 E3 C2
					FORM ALUMÍNIO 7328	U4 P4 E3 C2
					FORM NEGRO 7332	U4 P4 E3 C2
360	ESSENCE	EXTRUDED PORCELAIN TILES	59.2x59.2x1 cm ret.	NATURAL	CINZA CLARO 7020	U4 P4 E3 C2
					NEGRO 7032	U4 P4 E3 C2
					FORM CINZA CLARO 7320	U4 P4 E3 C2
					FORM NEGRO 7332	U4 P4 E3 C2
					PÉROLA 1014	U4 P3 E3 C2
					CINZA CLARO 1020	U4 P3 E3 C2
					CINZA ESCURO 1025	U4 P3 E3 C2
					ALUMÍNIO 1028	U4 P3 E3 C2
					PRETO 1030	U4 P3 E3 C2
					NEGRO 1032	U4 P3 E3 C2
					BEGE 1035	U4 P3 E3 C2
360	ESSENCE	EXTRUDED PORCELAIN TILES	59.2x59.2x0.8 cm ret.	NATURAL	PÉROLA 1014	U4 P3 E3 C2
					CINZA CLARO 1020	U4 P3 E3 C2
					CINZA ESCURO 1025	U4 P3 E3 C2
					ALUMÍNIO 1028	U4 P3 E3 C2
					PRETO 1030	U4 P3 E3 C2
					NEGRO 1032	U4 P3 E3 C2
					BEGE 1035	U4 P3 E3 C2
					PÉROLA 1014	U4 P3 E3 C2
					CINZA CLARO 1020	U4 P3 E3 C2
					CINZA ESCURO 1025	U4 P3 E3 C2
					ALUMÍNIO 1028	U4 P3 E3 C2
408	TECHNICAL (KERATEC)	EXTRUDED PORCELAIN TILES	29.5x59.2x0.8 cm ret.	NATURAL	PRETO 1030	U4 P3 E3 C2
					NEGRO 1032	U4 P3 E3 C2
					BEGE 1035	U4 P3 E3 C2
					PÉROLA 1014	U4 P4 E3 C2
					CINZA CLARO 1020	U4 P4 E3 C2
					CINZA ESCURO 1025	U4 P4 E3 C2
					ALUMÍNIO 1028	U4 P4 E3 C2
					PRETO 1030	U4 P4 E3 C2
					NEGRO 1032	U4 P4 E3 C2
					BEGE 1035	U4 P4 E3 C2
					PÉROLA 1014	U4 P4 E3 C2
408	TECHNICAL (KERATEC)	EXTRUDED PORCELAIN TILES	29.5x29.5x0.8 cm ret.	NATURAL	CINZA CLARO 1020	U4 P4 E3 C2
					CINZA ESCURO 1025	U4 P4 E3 C2
					ALUMÍNIO 1028	U4 P4 E3 C2
					PRETO 1030	U4 P4 E3 C2
					NEGRO 1032	U4 P4 E3 C2
					BEGE 1035	U4 P4 E3 C2
					PÉROLA 1014	U4 P4 E3 C2
					CINZA CLARO 1020	U4 P4 E3 C2
					CINZA ESCURO 1025	U4 P4 E3 C2
					ALUMÍNIO 1028	U4 P4 E3 C2
					PRETO 1030	U4 P4 E3 C2
408	TECHNICAL (KERATEC)	EXTRUDED PORCELAIN TILES	19.4x19.4x0.7 cm ret.	NATURAL	NEGRO 1032	U4 P3 E3 C2
					BEGE 1035	U4 P3 E3 C2
					PÉROLA 1014	U4 P3 E3 C2
					CINZA CLARO 1020	U4 P3 E3 C2
					CINZA ESCURO 1025	U4 P3 E3 C2
					ALUMÍNIO 1028	U4 P3 E3 C2
					PRETO 1030	U4 P3 E3 C2
					NEGRO 1032	U4 P3 E3 C2
					BEGE 1035	U4 P3 E3 C2
					PÉROLA 1014	U4 P4S E3 C2
					CINZA CLARO 1020	U4 P4S E3 C2
416	INDUSTRIAL (KERATEC)	EXTRUDED PORCELAIN TILES	29.5x29.5x1.4 cm ret.	NATURAL	PÉROLA 1014	U4 P4+ E3 C2
					CINZA CLARO 1020	U4 P4+ E3 C2
					PÉROLA 1914	U4 P4+ E3 C2
					CINZA CLARO 1920	U4 P4+ E3 C2
					PÉROLA 1014	U4 P4S E3 C2
					CINZA CLARO 1020	U4 P4S E3 C2
					PÉROLA 1014	U4 P4+ E3 C2
					CINZA CLARO 1020	U4 P4+ E3 C2
					PÉROLA 1914	U4 P4+ E3 C2
					CINZA CLARO 1920	U4 P4+ E3 C2
					PÉROLA 1014	U4 P4+ E3 C2
416	INDUSTRIAL (KERATEC)	EXTRUDED PORCELAIN TILES	29.5x29.5x1.2 cm ret.	DRAINAGE TEXTURED	CINZA CLARO 1020	U4 P4+ E3 C2
					PÉROLA 1914	U4 P4+ E3 C2
					CINZA CLARO 1920	U4 P4+ E3 C2
					PÉROLA 1014	U4 P4S E3 C2
					CINZA CLARO 1020	U4 P4S E3 C2
					PÉROLA 1014	U4 P4+ E3 C2
					CINZA CLARO 1020	U4 P4+ E3 C2
					PÉROLA 1914	U4 P4+ E3 C2
					CINZA CLARO 1920	U4 P4+ E3 C2
					PÉROLA 1014	U4 P4+ E3 C2
					CINZA CLARO 1020	U4 P4+ E3 C2

MATERIAL

Before application, please make sure that the boxes match in terms reference, lot and calibre numbers and if the quantity is sufficient to complete the project, taking into consideration a margin of error.

Open 3 or 4 boxes and spread out various pieces in order to verify that they are all indeed of the same lot and calibre. Never apply different lots on the same surface.

For better results in terms of colour homogeneity, at least 3 boxes should all be used at the same time.

The decorative finishes from Ceramic produced in a third firing result from special decorative processes and may result in slight variations of tone. These pieces require an even more special handling to avoid scratches and irreversible damage. The surface should be protected during the application to avoid contact with the mortar. Excess mortar should be cleaned immediately with a clean sponge and abundant water. Abrasive or acidic cleaning agents must not be used.

Even though Ceramic and Keratec products are in accordance with the requisites stipulated in international standards, namely with regard to flatness, we recommend that during the application of large formats (≥ 50 cm length) one of the following suggested layout plans be used. Never apply the pieces, when they have been placed in a perpendicular pattern, more than ¼ of the piece parallel to it.

The Keratec pieces should be applied in the same back side direction, with a minimum joint of 2mm for rectified material and 6mm for the remaining material.

Having in mind the protection against grouting stains, and others, as well as the daily maintenance, Keratec recommends the impermeabilization of all polished (satinated) products, after application and before grouting.

Respect recommendations for application written on the packages.

MATERIAL

Previamente à aplicação do material por favor verificar se as caixas possuem a mesma referência, lote e calibre, se a quantidade é suficiente para efetuar a obra e se tem uma quantidade como margem de prevenção.

Abrir 3 ou 4 caixas espalhando várias peças de forma a averiguar a existência de um único lote e calibre. Nunca aplicar na mesma superfície lotes diferentes.

Para uma melhor homogeneidade de cor, deverão utilizar-se pelo menos 3 caixas em simultâneo.


As decorações da Ceramic produzidas em 3.º fogo resultam de processos de decoração especiais que podem originar uma ligeira variação de tonalidade. Estas peças requerem ainda um manuseamento cuidadoso de forma a evitar riscos ou danos irreversíveis. A sua superfície deve de ser protegida durante a aplicação impedindo o contacto das argamassas. Os excedentes das argamassas deverão de ser limpos de imediato com uma esponja limpa e bastante água, sendo interdito o uso de agentes de limpeza abrasivos ou ácidos.

Pese embora o facto dos produtos Ceramic e Keratec cumprirem os requisitos previstos nas normas internacionais, designadamente no que concerne à planaridade, aconselhamos que na aplicação dos formatos de grande dimensão (≥ 50 cm comprimento) seja utilizada uma das propostas a seguir sugeridas, nunca aplicando as peças, quando contrafiadas, a mais de ¼ da peça que lhe é paralela.

As peças Keratec deverão ser aplicadas no mesmo sentido do tardoz, aconselhando-se uma junta mínima de: 2mm para o material retificado e 6mm para o restante.

Tendo por objetivo a proteção contra manchas de rejuntamento e outras, bem como facilitar a manutenção diária, a Keratec recomenda a impermeabilização, após aplicação e antes de rejuntar, de todos os produtos polidos (acetinado).

Respeitar os conselhos de aplicação inscritos nas embalagens.



Note: When applying the pieces in the same direction, there may be a slight misalignment of the smooth or lined part, this being a characteristic of the product itself.

Nota: Ao aplicar as peças na mesma direção, poderá existir um ligeiro desalinamento da parte lisa ou das riscas, sendo este uma característica do próprio produto.

MATÉRIEL

Avant la pose du matériel, veuillez vérifier si les boîtes ont toutes les mêmes référence, lot et calibre, si la quantité est suffisante pour effectuer l'ouvrage et si vous avez une quantité suffisante de réserve.

Ouvrez 3 ou 4 boîtes en éparpillant les différents carreaux afin de vous assurer qu'il y a un seul lot et calibre. N'appliquez jamais des lots différents sur la même surface.

Pour une meilleure homogénéisation de la couleur, vous devrez utiliser au moins 3 boîtes en simultanée.


Les décorations Ceramic produites en 3ème feu résultent de processus spéciaux de décoration qui peuvent entraîner une légère variation de tonalité. Ces carreaux exigent également un maniement prudent afin d'éviter des risques ou des dommages irréversibles. Leur surface doit être protégée pendant la pose, en empêchant le contact des mortiers. Le surplus de mortier devra être immédiatement enlevé à l'aide d'une éponge propre et avec beaucoup d'eau; l'usage d'agents de nettoyage, abrasifs ou acides, est interdit.

Bien que les produits Ceramic et Keratec respectent les exigences prévues par les normes internationales, notamment en ce qui concerne la planarité, nous préconisons l'utilisation d'une des propositions suggérées ci-après, pour l'application des grands formats (longueur ≥ 50 cm) en n'appliquant jamais les carreaux, lorsqu'ils sont décalés, à plus d'¼ du carreau qui lui est parallèle.

Les pièces Keratec devront être appliquées dans le même sens de scellement, nous conseillons un joint minimum de 2mm pour les matériaux rectifiés et 6mm pour les autres.

Dans le but de protéger contre les taches de rejointoiement et autre, ainsi que de faciliter l'entretien quotidien, Keratec recommande l'imperméabilisation après l'application et avant le rejointoiement, de tous les produits polis (satinés).

Respecter les conseils d'application écrit sur l'emballage.



Note: En appliquant les carreaux dans la même direction, il pourra y avoir un léger désalignement de la partie lisse ou des rayures, ceci étant une caractéristique du produit-même.

MATERIAL

Überprüfen Sie vor der Verlegung des Materials bitte, ob die Kartons dieselbe Referenz, Charge und Maße aufweisen, ob die Menge für die durchzuführende Arbeit ausreicht, und ob Sie vorsichtshalber eine Reservemenge haben.

Öffnen Sie 3 oder 4 Kartons und verteilen Sie verschiedene Fliesen, um festzustellen, ob es sich um eine einzige Charge und dieselben Maße handelt. Verlegen Sie auf derselben Fläche niemals verschiedene Chargen.

Für eine bessere Farbhomogenität sollten zumindest gleichzeitig 3 Kartons verwendet werden.


Die Dekore von Ceramic, die im 3. Brand produziert wurden, stammen aus besonderen Dekorierungsverfahren. Bei denen es zu einer leichten Farbtonabweichung kommen kann. Diese Fliesen müssen zudem vorsichtig gehandhabt werden, um bleibende Kratzer oder Schäden zu vermeiden. Ihre Oberfläche muss während der Verlegung geschützt und der Kontakt mit dem Mörtel verhindert werden. Der überschüssige Mörtel muss sofort mit einem sauberen Schwamm und reichlich Wasser gereinigt werden, wobei die Anwendung von scheuernden und säurehaltigen Reinigungsmitteln untersagt ist.

Auch wenn die Produkte der Marke Ceramic und Keratec, die in den internationalen Normen vorgesehenen Anforderungen einhalten, insbesondere hinsichtlich der Ebenflächigkeit, empfehlen wir, dass bei der Verlegung von Formaten größerer Dimension (≥ 50 cm Länge) einer der nachstehenden Vorschläge angewendet wird und die Fliesen, falls sie versetzt verlegt sind, nie mehr als ¼ zur parallelen Fliese verschoben werden.

Die Fliesen keratec immer in die gleiche Richtung der Rückseite legen, wir empfehlen eine minimale Fuge von 2mm für rectifiziertes Material anzuwenden und 6mm für das restliche Material.

Mit dem Ziel, die Reinigung der Fliesen von Flecken vom Fugenmaterial oder anderer ursache, sowie die tägliche Wartung zu erleichtern empfiehlt Keratec die Versiegelung aller polierten (satinieren) Produkte nach der Verlegung und vor dem Verfugen.

Respektieren Sie die Anwendungsempfehlungen auf der Verpackung.



Anmerkung: Bei der Verlegung der Fliesen in dieselbe Richtung, kann es in den glatten oder gestreiften Bereichen eine leichte Abweichung in der Ausrichtung geben, wobei es sich um ein Merkmal des Produktes selbst handelt.

MATERIAL

Antes de la aplicación del material, por favor compruebe si las cajas tienen la misma referencia, lote y calibre, si la cantidad es suficiente para hacer la obra y si tiene una cantidad de margen de prevención.

Abrir 3 o 4 cajas separarse varias piezas con el fin de determinar la existencia de un solo lote y calibre. Nunca aplicar sobre la misma superficie diferentes lotes.

Para una mejor uniformidad de color, se deben utilizar por lo menos 3 cajas al mismo tiempo.

Las decoraciones de Ceramic producidas en 3º fuego resultan de procesos de decoración especial que pueden dar origen a una ligera variación de tonalidad. Estas piezas

También requieren un manejo cuidadoso para evitar riesgos o daños irreversibles.

Su superficie debe ser protegida durante la aplicación para impedir todo el contacto de morteros. Los excedentes de argamassas deben limpiarse inmediatamente con una esponja limpia y agua en abundancia siendo prohibido el uso de agentes de limpieza abrasivos o ácidos.

A pesar de los productos Ceramic y Keratec cumplir con los requisitos establecidos en las normas internacionales, en particular, con respecto a la planaridad, recomendamos que la aplicación de grandes dimensiones (≥ 50 cm de longitud) utilice una de las siguientes propuestas sugeridas, nunca aplicar piezas, cuando contrafiadas, a más de ¼ de la pieza que es paralela.

Las piezas Keratec deben ser aplicados en la misma dirección de la parte trasera, aconseja-se el uso de una junta mínima de 2mm para el material rectificadas y 6mm para el resto.

Con el objetivo de protección contra manchas de rejuntado y otras, así como facilitar el mantenimiento diario, Keratec recomienda la impermeabilización después de la aplicación y antes de rejuntar, de todos los productos pulidos (satinado).

Respectar los consejos de aplicación impresa en las embalajes.

МАТЕРИАЛ

Перед применением, пожалуйста, убедитесь, что коробки соответствуют партии, калибру и если количество является достаточным для завершения проекта, с учетом погрешности.

Открыть 3 или 4 коробки и разложить несколько плиток, чтобы убедиться, что все они действительно из той же партии и калибра. Никогда не наносите разные партии на той же площади.

Для лучшего результата с точки зрения однородности цвета, по крайней мере, 3 коробки должны быть использованы для сравнения в одно и то же время.

Декоративная часть ceramic является результатом третьего обжига, где тон может немного варьировать. Необходимо бережно относиться к декорации во время укладки, чтобы избежать царапин и необратимые повреждения. Поверхность должна быть защищена во время нанесения, чтобы избежать контакта с раствором. Избыточный раствор должен быть немедленно очищена с чистой губкой и обильным количеством воды. Абразивные или кислотные моющие средства не должны использоваться.

Хотя керамические изделия в соответствии с реквизитами, предусмотренных международными стандартами, в частности в отношении плоскостности, мы рекомендуем, чтобы при применении больших форматов (≥ 50 см длины) использовать одно из следующих предложений раскладки. Никогда не наносите части, когда они были размещены в перпендикулярной модели, более ¼ части параллельно ей.

Las piezas Keratec deben ser aplicados en la misma dirección de la parte trasera, aconseja-se el uso de una junta mínima de 2mm para el material rectificadas y 6mm para el resto.

Con el objetivo de protección contra manchas de rejuntado y otras, así como facilitar el mantenimiento diario, Keratec recomienda la impermeabilización después de la aplicación y antes de rejuntar, de todos los productos pulidos (satinado).

Respectar los consejos de aplicación impresa en las embalajes.

Примечание: При применении части в том же направлении, может быть небольшое смещение гладкой части или подкладке, что является характеристикой самого продукта.

SUPPORT SURFACE / EPOXIES / JOINTS

Check that the support surface is level, consistent, dry and free from dust or grease.

Taking into account the high level of hardness of the Keratec extruded porcelain tile, and in order to obtain a more harmonious aesthetic effect, we recommend the use of appropriate discs and drills.

Use the appropriate epoxy for each type of product, taking into consideration the support surface, the format and the product's finality (interior, exterior, floor or wall covering). Follow the instructions provided by the epoxy manufacturer, namely: amount / m², distribution and drying times.

Apply the epoxy over the support surface and comb it with a notched trowel to regularise the thickness. Heavier or larger pieces should be epoxied twice. Place the tiles and press them until the grooves are level. Make sure that no air bubbles exist underneath the tile.

The joints between the pieces, both as floor and as wall coverings, have important technical functions (absorption of the support deformations) as well as aesthetic ones. Therefore, joints with characteristics that are appropriate to the location and purpose (flexible, anti-acid, etc...) should be used.

After grouting, follow the cleaning instructions provided by the manufacturer.

SUPORTE / COLAS / JUNTAS

Verificar se o suporte está plano, consistente, limpo, seco e isento de pó e gorduras.

Atendendo à elevada dureza do porcelanato extrudido Keratec e de forma a obter-se um efeito estético mais harmonioso recomendamos a utilização de discos e brocas apropriados.

Utilizar colas apropriadas para cada tipologia de produto, tendo também em conta o suporte, o formato e o fim a que se destina (interior, exterior, pavimento, revestimento). Seguir as instruções indicadas pelo fabricante de colas, nomeadamente: consumos / m², distribuição e tempos.

Aplicar a cola sobre o suporte e penteá-lo com uma talocha dentada para regularizar a espessura. Em peças de peso ou formato elevado efetuar uma colagem dupla. Colocar as peças e pressioná-las até conseguir o nivelamento dos sulcos. Deverá garantir-se a inexistência de bolsas de ar sob a peça.

As juntas entre as peças, tanto em pavimento como em revestimento, exercem importantes funções técnicas (absorvem as deformações do suporte) e estéticas. Assim deve-se utilizar juntas com características adequadas ao local e à sua finalidade (flexíveis, anti-ácidos, etc...).

Após rejuntamento, respeitar as instruções de limpeza indicadas pelo fabricante.

SUPPORT / COLLES / JOINTS

Vérifiez si le support est plat, consistant, propre, sec et exempt de poussière et de graisses.

Compte tenu de la grande dureté des grés cérame étiré Keratec et afin d'obtenir un effet esthétique plus harmonieuse, nous vous recommandons d'utiliser des disques et des tarières appropriés.

Utilisez des colles adaptées à chaque typologie de produit, en tenant également compte du support, du format et du but auquel il se destine (intérieur, extérieur, sols, revêtement). Suivez les consignes indiquées par le fabricant de colles, notamment: consommations / m², répartition et temps.

Appliquez la colle sur le support et peignez-le à l'aide d'une brosse indiquée à cet effet pour uniformiser l'épaisseur. En cas de carreaux lourds ou de grand format, effectuez un double collage. Placez les carreaux et appuyez dessus jusqu'à ce que vous réussissiez le nivellement des rainures. Vous devrez vous assurer de l'inexistence de bulles d'air sous les carreaux.

Les joints entre les pièces, en tant que carreaux de mur et de sol, ont des fonctions techniques importantes (absorbent la déformation du support) et esthétique. Donc, il doit être utilisé des joints avec des caractéristiques appropriées au lieu et à l'utilisation prévue (flexible, anti-acides, etc...).

Après le jointoiment, respecter les instructions de nettoyage fournies par le fabricant.

FLÄCHE / SCHNITT / KLEBSTOFF / FUGEN

Überprüfen Sie, ob der Untergrund ebenflächig, fest, sauber, trocken und staub- und fettfrei ist.

Unter Berücksichtigung der hohen Härte des extrudierten Feinsteinzeugs Keratec, und um eine harmonischere ästhetische Wirkung zu erzielen, empfehlen wir die Verwendung von entsprechenden Schneidwerkzeugen und Bohrern.

Benutzen Sie Klebstoffe, die für die Art des Produktes geeignet sind und berücksichtigen Sie auch den Untergrund, das Format und den Zweck, für den es bestimmt ist (Innenen, außen, Bodenfliesen, Wandfliesen). Folgen Sie den Anweisungen des Herstellers der Klebstoffe, insbesondere: Verbrauch / m², Verteilung und Zeit.

Tragen Sie den Klebstoff auf dem Untergrund auf und verstreichen Sie ihn mit einem Zahnpachtel, um die Dicke zu regulieren. Bei Fliesen mit größerem Format oder Gewicht, tragen Sie den Kleber zweimal auf. Setzen Sie die Fliesen auf und drücken Sie sie an, bis Sie passend zu den Furchen ausgeglichen sind. Es muss gewährleistet sein, dass keine Hohlräume unter der Fliese bestehen.

Die Fugen zwischen den Fliesen, als Boden- und Wandbelag, haben wichtige technische Funktionen (Aufnahme der Deformationen des untergrundes) als auch ästhetische. Daher sollten Fugen mit Eigenschaften, die, für Standort und Zweck (flexibel, Anti-Säure, etc...) geeignet sind verwendet werden.

Nach dem Verfugen, befolgen Sie die Reinigungshinweise des Herstellers.

SOPORTE / COLAS / JUNTAS

Verifique que el soporte sea plano, consistente, limpio, seco y libre de polvo y grasa.

Dada la alta dureza del porcelanico extrudido Keratec y con el fin de obtener un efecto estético más armoniosa se recomienda el uso de discos y brocas adecuados.

Utilizar colas adecuadas para cada tipo de producto, teniendo en cuenta también el apoyo, el formato y el uso previsto (interior, exterior, pavimento, revestimiento). Seguir las instrucciones dadas por el fabricante de colas, en particular: consumos /m2, distribución y tiempo.

Aplicar el pegamento en los soportes y peinarlo con una llana dentada para regularizar el espesor. En piezas pesadas o de gran formato hacer un pegamento doble. Poner las piezas y presiónelas hasta que los surcos queden al mismo nivel. Deberá asegurarse de que nos hay burbujas de aire debajo de la pieza.

Las juntas entre las piezas, tanto en pavimento como en revestimiento, tienen funciones técnicas importantes (absorben la deformación de la base) y estética. Por lo tanto, se deben utilizar juntas con características adecuadas para el lugar y su propósito (flexible, antiácidos, etc...).

Después de rejuntado, respetar las instrucciones de limpieza indicadas por el fabricante.

ПОДДЕРЖКА ПОВЕРХНОСТИ / ЭПОКСИДЫ / СУСТАВЫ

Убедитесь, что опорная поверхность ровная, твердая, сухая и свободная от пыли и жира.

Используйте соответствующий эпоксид для каждого вида продукции, с учетом опорной поверхности, формата и окончательности продукта (интерьер, экстерьер, пол или настенное покрытие). Следуйте инструкциям производителя эпоксидки, а именно: количество / м², распределения и сушки.

Нанесите эпоксид над опорную поверхность и рассчитайте его с помощью зубчатого шпателя чтобы отрегулировать толщину. Более тяжелые или большие куски должны быть нанесены эпоксидной смолой в два раза. Положите плитку и прижмите ее до канавки уровня.

Швы между плитками, в напольных и облицовочных покрытиях, являются важными как технически, так и эстетически. Должны быть использованы суставы с соответствующими характеристиками для расположения и для их окончания.



ESSENCE NEGRO

We recommend the use of dark coloured joints, and that they should be tested on some reserve pieces first, to analyse the result. Careful and frequent cleaning should occur during their application. If necessary, protect the pieces with a product recommended to avoid incrustation of the mortar's colour in the joints.

Apply the joints using the appropriate mortar 24 hours after the epoxy application, using the appropriate trowel.

Aconselhamos que se use juntas de cores escuras e se faça um teste em peças de reserva para analisar o seu comportamento. Deverá ser feita uma limpeza cuidadosa e frequente durante o assentamento. Se necessário deve-se proteger as peças com um produto apropriado para evitar a incrustação da cor da argamassa das juntas.

Betumar as juntas com argamassas próprias para juntas após 24 horas da aplicação da cola, utilizando uma talocha apropriada.

Nous vous conseillons d'utiliser des joints de couleurs foncées et de faire un test sur des carreaux de réserve pour analyser leur comportement. Il faudra faire un nettoyage soigné et fréquent pendant la pose. Si nécessaire, il faut protéger les carreaux avec un produit spécial pour éviter l'incrustation de la couleur de mortier des joints.

Mastiquez les joints avec du mortier adapté pour des joints, 24 heures après l'application de la colle, en utilisant une brosse indiquée à cet effet.

Wir empfehlen dunkelfarbige Fugen zu verwenden und einen Test bei den Ersatzfliesen durchzuführen, um die Wirkung zu analysieren. Während des Verlegens muss eine sorgfältige und häufige Reinigung erfolgen. Gegebenenfalls müssen die Fliesen mit einem geeigneten Produkt geschützt werden, um Verschmutzungen der Farbe des Fugenmörtels zu vermeiden.

24 Stunden nach Auftragung des Klebstoffes verspachteln Sie die Fugen mit einem geeignetem Fugenmörtel unter Verwendung eines geeigneten Zahnpachtels.

Le recomendamos juntas con colores oscuros y hacer una prueba sobre piezas de reserva para analizar su comportamiento. Debe hacerse una limpieza cuidadosa y frecuente durante la colocación. Si es necesario se debe proteger las piezas con un producto adecuado para evitar el ensuciamiento del color de argamasa de las juntas.

Rellenar las juntas con argamasas propias para juntas después 24 horas de aplicar el pegamento, usando una llana adecuada.

Мы рекомендуем использовать темные суставы, применяя их первоначально на небольшой части материала, чтобы проанализировать результат. При применении, необходимо проводить тщательную и частую очистку. При необходимости защитить материал со специальным продуктом чтобы избежать инкрустации цвета раствора в материал.

Рекомендуем наносить шов соответствующего раствора через 24 часа после нанесения эпоксидки, используя соответствующий шпатель.

CLEANING AND MAINTENANCE

30 minutes after application, start the cleaning of the residues of the joint product with a damp sponge. When the product has completely hardened, carry out a general cleaning with a dry cloth.

During maintenance of ceramic floor and wall coverings, we recommend frequent cleaning of surfaces with household cleaning products. In areas leading to the outside, use mats to avoid sand coming into contact with the floor covering and causing damage.

During the cleaning and maintenance, the use of tools or abrasive with high concentration cleaning products which may scratch or damage the surface of tiles with decorative designs is strongly inadvisable.

We recommend that with porcelain tile products normal cleaning be done with water.

The Keratec products with plain finishing (reference 10xx) and textured finishing (reference 15xx), are prepared to facilitate the removal or reduction of stains, either through a simple cleaning or by using products that are commercialized for that purpose. (see stain cleaning table).

Products with a rustic or anti-slip finish should be cleaned with a strong fibre brush to eliminate grime.

REINIGUNG UND PFLEGE

30 Minuten nach der Verfugung können Sie mit der Reinigung beginnen und die Überreste des Produktes aus den Fugen mit einem feuchten Schwamm entfernen. Wenn das Produkt bereits hart geworden ist, führen Sie eine allgemeine Reinigung mit einem trockenen Tuch durch.

Für die Pflege der Wand- und Bodenkeramik empfehlen wir eine häufige Reinigung der Oberflächen mit Haushaltsreinigern und in den Bereichen mit Zugang nach außen die Verwendung von Teppichen, um zu vermeiden, dass sich Sand absetzt, der jeglichen Bodentyp beschädigt.

Bei der Pflege von Dekoren ist es verboten, scheuernde Reinigungsmittel zu verwenden von Hohe Konzentration, die diese zerkratzen oder beschädigen können.

Bei Feinsteinzeugprodukten empfehlen wir eine tägliche Reinigung mit Wasser.

Die Keratec Produkte mit glatten (Referenz 10xx) und strukturierten (Referenz 15xx) Oberflächen, sind bereit, die Beseitigung von Flecken zu erleichtern oder zu verringern, entweder durch eine einfache Reinigung oder durch Verwendung von Produkten, die zu diesem Zweck im Handel erhältlich sind. (siehe Tabelle Reinigung von Flecken).

Bei Produkten mit einer rustikalen und rutschfesten Oberflächenbehandlung schlagen wir vor eine harte Bürste zu verwenden, um den Schmutz zu entfernen.

LIMPEZA E MANUTENÇÃO

Passados 30 minutos da betumação, poderá começar a limpeza eliminando os restos do produto das juntas com uma esponja húmida. Com o produto já endurecido realizar uma limpeza geral com um pano seco.

Na manutenção dos pavimentos e revestimentos cerâmicos aconselhamos a limpeza frequente das superfícies com produtos de limpeza domésticos e nas áreas de ligação ao exterior o uso de tapetes para evitar a circulação de areias que danificam qualquer tipo de pavimento.

Na limpeza e manutenção dos decorados é interdito o uso de utensílios e produtos de limpeza abrasivos e de elevada concentração que o possam riscar ou danificar.

Nos produtos de porcelanato aconselhamos que a limpeza diária seja feita com água.

Os produtos Keratec com acabamento Liso ref. 10xx, Texturado ref. 15xx estão preparados para facilitar a remoção ou atenuação das manchas, quer através de uma limpeza simples, quer através de produtos comercializados para o efeito. (ver tabela limpeza de manchas).

Nos produtos com acabamento rústico e anti-derrapante sugerimos o uso de uma escova de fibra dura, para eliminar a sujidade.

LIMPIEZA Y MANTENIMIENTO

Después de 30 minutos de la aplicación del betún, puede empezar a limpiar retirando los restos del producto de las juntas con una esponja húmeda. Con el producto ya endurecido realizar una limpieza general con un paño seco.

En el mantenimiento de pavimentos y revestimientos cerámicos sugerimos la limpieza frecuente de las superficies con productos de limpieza doméstica y en las áreas de conexión exterior el uso de alfombras para evitar el movimiento de las arenas que dañan cualquier tipo de pavimento.

En la limpieza y mantenimiento de decorados está prohibido el uso de utensilios y productos de limpieza abrasivos de alta concentración que pueden rayar o dañar.

En los productos porcelánicos se recomienda que la limpieza diaria se realice con agua.

El producto Keratec con acabado Liso ref. 10xx, Texturizado ref. 15xx están preparados para facilitar la eliminación o atenuación de las manchas, a través de una simple limpieza, o por medio de los productos comercializados para este fin. (Ver tabla de limpieza de manchas).

En los productos con acabado rústico y antideslizante sugerimos el uso de un cepillo de fibra dura, para eliminar la suciedad.

NETTOYAGE ET ENTRETIEN

30 minutes après le masticage, vous pourrez commencer à nettoyer en éliminant les restes du produit des joints à l'aide d'une éponge humide. Une fois le produit durci, il faut effectuer un nettoyage général à l'aide d'un chiffon sec.

Dans l'entretien des sols et des revêtements céramiques, nous vous conseillons le nettoyage fréquent des surfaces avec des produits de nettoyage ménagers et sur les zones de liaison à l'extérieur, l'usage d'un tapis pour éviter la circulation de sables qui endommagent tout type de sols.

Lors du nettoyage et de l'entretien des carreaux décorés, il est interdit d'utiliser des ustensiles et des produits abrasifs de haute concentration de nettoyage qui puissent le rayer ou l'endommager.

Sur les produits en grès cérame, nous vous conseillons un nettoyage quotidien avec de l'eau.

Le produit Keratec avec la finition lisse ref.10xx, texturés ref.15xx sont prêts à faciliter l'élimination ou l'atténuation des taches, soit par un simple nettoyage ou via des produits commercialisés à cette fin. (Voir le tableau de nettoyage des taches).

Sur les produits avec une finition rustique et antidérapante, nous suggérons l'usage d'une brosse de fibre dure, pour éliminer la saleté.

ОЧИСТКА И ПОДДЕРЖАНИЕ


30 минут после нанесения, начать очистку остатков продукта с помощью влажной губки. Когда продукт полностью затвердел, провести генеральную чистку сухой тканью.

Во время поддержания керамических напольных и настенных покрытий, мы рекомендуем частую очистку поверхностей с бытовой химией.

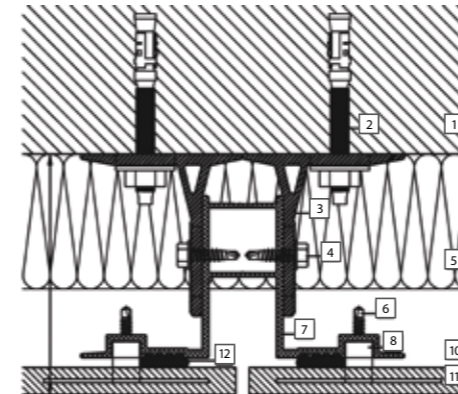
В местах ведущих наружу, использовать коврики, чтобы избежать контакта поверхности с песком и нанесение ущерба.

Во время очистки и поддержания, использование инструментов и абразивных моющих средств с высокой концентрацией, которые могут поцарапать или повредить поверхность плитки с узорами, не рекомендуется.

Мы рекомендуем, проводить обычную чистку керамогранита с водой. - Материал с рустиковой или противоскользящей поверхностью должен быть очищен щеткой с жесткими волокнами для устранения грязи.



HIDDEN FIXING
FIXAÇÃO OCULTA . FIXATION CACHÉE
UNSICHTBARE BEFESTIGUNG . FIJACIÓN OCULTA



Uses internal clamps by making a small incision at the top of the ceramic tiles. In this case, we recommend the use of a chemical fixing agent as adjuvant.

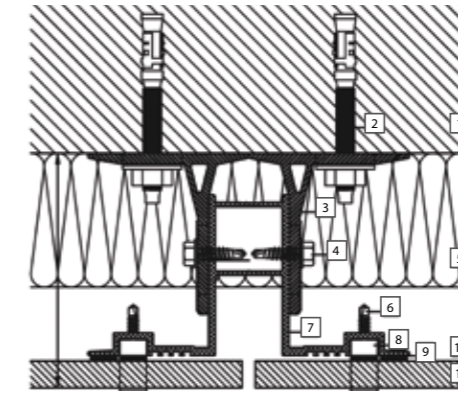
Utiliza grampos interiores através da execução de uma pequena incisão no topo das peças cerâmicas. Neste caso, recomenda-se a utilização de uma fixação química como adjuvante.

Utilisez clips intérieurs en exécutant d'une petite incision dans la partie supérieure des pièces en céramique. Dans ce cas, il est recommandé d'utiliser une fixation chimique comme adjuvant.

Verwendung von interne Klemmen an einen kleinen Schnitt an der Spitze der Keramikfliesen. In diesem Fall empfehlen wir eine Klebeverbindung als Adjuvans zu verwenden.

Utilice grapas interiores mediante la ejecución de una pequeña incisión en la parte superior de las piezas de cerámica. En este caso, se recomienda utilizar un fijación química como adyuvante.

SEMI-HIDDEN FIXING
FIXAÇÃO SEMI-OCULTA . FIXATION SEMI-CACHÉE
HALBSICHTBARE BEFESTIGUNG . FIJACIÓN SEMIOCULTA



The tile is applied with aluminium or stainless steel fixing clamps, and it is possible to lacquer the clamps with the same colour of the tile.

A cerâmica é aplicada através de grampos de suporte em alumínio ou inox, podendo os grampos ser lacados da mesma cor do revestimento.

La céramique est appliquée par le biais de clips de support en aluminium ou en acier inoxydable, les clips peuvent être teintés dans la même couleur du carreau.

Befestigung der Keramik durch Klammern, auf einer Aluminium oder rostfreiem Stahl Unterkonstruktion angewendet, die Klammern können auf die Fliesenfarbe lackiert werden.

La cerámica se aplica a través de grapas de soporte en aluminio o acero inoxidable, las grapas pueden ser lacados con el mismo color de lo revestimiento.

- 1 CONCRETE WALL
PAREDE DE BETÃO . MUR EN BÉTON
BETONWAND . PARED DE CEMENTO
- 2 STAINLESS STEEL SPUR
ESPORÃO DE AÇO INOXIDÁVEL . EPERON EN ACIER INOXYDABLE
EDELSTAHL SPORN . ESPUELA DE ACERO INOXIDABLE
- 3 ALUMINIUM SUPPORT BRACKET
CONSOLA DE APOIO EM ALUMÍNIO
CONSOLE DE SUPPORT EN ALUMINIUM
UNTERSTÜTZKONSOLE AUS ALUMINIUM
CONSOLA DE APOYO DE ALUMINIO
- 4 STAINLESS STEEL SELF DRILL SCREW
PARAFUSO DE AUTOPERFURAÇÃO EM AÇO INOXIDÁVEL
VIS D'AUTO FORAGE EN ACIER INOXYDABLE
SELBSTBOHRENDE SCHRAUBE AUS EDELSTAHL
TORNILLO AUTO PERFORANTE EN ACERO INOXIDABLE
- 5 SEMI-RIGID INSULATION
ISOLAMENTO SEMI-RÍGIDO . ISOLANT SEMI-RIGIDE
HALBSTARRE ISOLIERUNG . AISLAMIENTO SEMIRRÍGIDO
- 6 STAINLESS STEEL SELF DRILL SCREW
PARAFUSO DE AUTOPERFURAÇÃO EM AÇO INOXIDÁVEL
VIS D'AUTO FORAGE EN ACIER INOXYDABLE
SELBSTBOHRENDE SCHRAUBE AUS EDELSTAHL
TORNILLO AUTO PERFORANTE EN ACERO INOXIDABLE
- 7 ALUMINIUM T PROFILE
PERFIL EM T DE ALUMÍNIO . PROFIL EN FORMAT «T» D'ALUMINIUM
T-PROFIL AUS ALUMINIUM . PROFIL EN «T» DE ALUMINIO
- 8 ALUMINIUM CLAMP
GRAMPO DE ALUMÍNIO . CLIP D'ALUMINIUM
KLAMMER AUS ALUMINIUM . GRAPAS DE ALUMINIO
- 9 ADHESIVE / SPONGE
ADESIVO / ESPONJA . ADHÉSIF / ÉPONGE
KLEBSTOFF / SCHWAMM . ADHESIVO / ESPONJA
- 10 AIR LAYER
CAMADA DE AR . COUCHE D'AIR
LUFTSCHICHT . CAPA DE AIRE
- 11 PORCELAIN TILES
PORCELANATO . GRÉS CÉRAME
FEINSTEINZEUG . PORCELÁNICO
- 12 POLYURETANE
POLIURETANO . POLYURETHANE
POLYURETHAN . POLIURETANO



KERATEC NEGRO



PORCELAIN TILES . PORCELANATO . GRÉS CÉRAME . FEINSTEINZEUG . PORCELÁNICO . КЕРАМОГРАНИТ

SIZES (CM) DIMENSÃO (CM) FORMAT (CM) MASSE (CM) FORMATO (CM) РАЗМЕРЫ (CM)	PIECES / SQM PEÇAS / M² PIECES / M² STÜCK / M² PIEZAS / M² ШТУК / КВ.М	WEIGHT / SQM PESO / M² POIDS / M² GEWICHT / M² PESO / M² ВЕС / КВ.М	PIECES / BOX PEÇAS / CX PIECES / BOÎTE STÜCK / KARTON PIEZAS / CAJA ШТУК / КОРОБКА	SQM / BOX M² / CX M² / BOÎTE M² / KARTON M² / CAJA КВ.М / КОРОБКА	WEIGHT / BOX PESO / CX POIDS / BOÎTE GEWICHT / KARTON PESO / CAJA ВЕС / КОРОБКА	BOX / PALLET CX / PALETTE BOÎTE / PALETTE KARTONS / PALETTE CAJA / PALLET КОРОБОК / ПОДДОН	SQM / PALLET M² / PALETTE M² / PALETTE M² / PALLET КВ.М / ПОДДОН	WEIGHT / PALLET PESO / PALETTE POIDS / PALETTE GEWICHT / PALETTE PESO / PALLET ВЕС / ПОДДОН	CM / PALLET CM / PALETTE CM / PALETTE CM / PALLET CM / ПОДДОН	PALLET / TRUCK PALETTE / CAMIÃO PALETTE / CAMION PALETEN / LKW PALLET / CAMIÓN ПОДДОНОВ / ГРУЗОВИК
75x75x1 ret.	1.78	23.07	2	1.125	25.96	45	50.625	1183	80x120x89	20
44.3x88.8x1.2 ret.	2.54	25.80	2	0.787	21.26	36	28.332	751	90x120x59	30
44.3x88.8x1 ret.	2.54	22.52	2	0.787	17.72	43	33.841	782	90x120x59	31
22.05x88.8x1 ret.	5.10	22.11	5	0.980	21.67	44	43.120	973	90x120x59	24
14.5x88.8x1 ret.	7.78	22.30	7	0.900	20.07	45	40.500	923	90x120x59	26
59.2x59.2x1 ret.	2.86	22.10	3	1.050	23.20	36	37.800	855	80x120x74	28
44.3x44.3x0.85 ret.	5.10	19.01	6	1.178	22.40	36	42.408	826	80x120x59	29
29.5x59.2x1 ret.	5.73	21.70	6	1.050	22.79	32	33.600	754	80x120x74	32
29.5x59.2x0.85 ret.	5.73	18.52	7	1.220	22.60	40	48.800	924	80x120x74	26
60x60x1	2.78	22.02	3	1.080	23.78	36	38.880	876	80x120x75	27
45x45x0.85	4.94	19.01	5	1.010	19.20	36	36.360	711	80x120x60	33
30x60x1	5.56	21.85	6	1.080	23.60	40	43.200	964	80x120x75	23
30x60x0.85	5.56	18.57	7	1.260	23.40	40	50.400	956	80x120x75	25
22.05x90x1	5.05	21.74	5	0.990	21.52	44	43.560	967	90x120x59	25
14.5x90x1	7.69	21.43	7	0.910	19.50	45	40.950	898	90x120x59	27



STAIRSTEPS . SKIRTINGS . MOSAICS . INFINITY . ENDLESS . LISTELLOS

SIZES (CM) DIMENSÃO (CM) FORMAT (CM) MASSE (CM) FORMATO (CM) РАЗМЕРЫ (CM)	WEIGHT / PIECE PESO / PEÇA POIDS / PIÈCE GEWICHT / STÜCK PESO / PIEZA ВЕС / ШТУК	PIECES / BOX PEÇAS / CX PIECES / BOÎTE STÜCK / KARTON PIEZAS / CAJA ШТУК / КОРОБКА	WEIGHT / BOX PESO / CX POIDS / BOÎTE GEWICHT / KARTON PESO / CAJA ВЕС / КОРОБКА	SIZES (CM) DIMENSÃO (CM) FORMAT (CM) MASSE (CM) FORMATO (CM) РАЗМЕРЫ (CM)	WEIGHT / PIECE PESO / PEÇA POIDS / PIÈCE GEWICHT / STÜCK PESO / PIEZA ВЕС / ШТУК	PIECES / BOX PEÇAS / CX PIECES / BOÎTE STÜCK / KARTON PIEZAS / CAJA ШТУК / КОРОБКА	WEIGHT / BOX PESO / CX POIDS / BOÎTE GEWICHT / KARTON PESO / CAJA ВЕС / КОРОБКА
Stairstep 44.3x88.8x1.2 ret.	10.45	2	20.90	Mosaic 29.5x29.5x1	1.86	10	18.60
Stairstep 44.3x88.8x1 ret.	8.86	2	17.72	Mosaic 29.5x29.5x1 (2.5)	1.60	10	16.00
Stairstep 59.2x59.2x1 ret.	7.75	3	23.25	Mosaic 29.5x29.5x0.85	1.63	11	17.93
Stairstep 44.3x44.3x0.85 ret.	3.73	6	22.40	Mosaic 29.5x29.5x0.45 (2.5)	0.76	20	15.20
Stairstep 29.5x59.2x1 ret.	3.80	6	22.80	Mosaic 29.5x29.5x0.45 (4.7)	0.82	20	16.40
Stairstep 29.5x59.2x0.85 ret.	3.25	7	22.75	Mosaic 29.5x29.5x0.45 (9.7)	0.89	20	17.80
Stairstep 60x60x1	7.92	3	23.76	Mosaic 22.05x22.05x1.2	1.29	7	9.03
Stairstep 45x45x0.85	3.84	5	19.20	Infinity 29.5x59.2x1	3.80	4	15.20
Stairstep 30x60x1	3.93	6	23.58	Infinity 29.5x59.2x0.85	3.20	5	16.00
Stairstep 30x60x0.85	3.33	7	23.28	Endless 29.5x59.2x0.85	3.20	5	16.00
Skirting 8x75x1 ret.	1.38	8	11.04	Bond 22.05x88.8x1	5.20	4	20.80
Skirting 8x59.2x1 ret.	1.05	6	6.30	Faixa 5.4x59.2x0.85	0.59	17	10.06
Skirting 8x59.2x0.85 ret.	0.90	7	6.30	Faixa 5.4x60x0.85	0.60	17	10.20
Skirting 8x44.3x1.2 ret.	1.00	9	9.00	Friso Latão/Inox 2.27x88.8x1.2	-	9	-
Skirting 8x44.3x1 ret.	0.83	11	9.16				
Skirting 8x44.3x0.85 ret.	0.69	28	19.32				
Skirting 8x60x1	1.08	6	6.50				
Skirting 8x60x0.85	0.90	7	6.30				
Skirting 8x45x0.85	0.70	28	19.60				



EXTRUDED PORCELAIN TILES . PORCELANATO EXTRUDIDO . GRÉS CÉRAME ÉTIRÉ . EXTRUDIERTES FEINSTEINZEUG . GRES PORCELÁNICO EXTRUSIONADO . ЭКСТРУДИРОВАННЫЙ КЕРАМОГРАНИТ

SIZES (CM) DIMENSÃO (CM) FORMAT (CM) MASSE (CM) FORMATO (CM) РАЗМЕРЫ (CM)	PIECES / SQM PEÇAS / M² PIECES / M² STÜCK / M² PIEZAS / M² ШТУК / КВ.М	WEIGHT / SQM PESO / M² POIDS / M² GEWICHT / M² PESO / M² ВЕС / КВ.М	PIECES / BOX PEÇAS / CX PIECES / BOÎTE STÜCK / KARTON PIEZAS / CAJA ШТУК / КОРОБКА	SQM / BOX M² / CX M² / BOÎTE M² / KARTON M² / CAJA КВ.М / КОРОБКА	WEIGHT / BOX PESO / CX POIDS / BOÎTE GEWICHT / KARTON PESO / CAJA ВЕС / КОРОБКА	BOX / PALLET CX / PALETTE BOÎTE / PALETTE KARTONS / PALETTE CAJA / PALLET КОРОБОК / ПОДДОН	SQM / PALLET M² / PALETTE M² / PALETTE M² / PALLET КВ.М / ПОДДОН	WEIGHT / PALLET PESO / PALETTE POIDS / PALETTE GEWICHT / PALETTE PESO / PALLET ВЕС / ПОДДОН	CM / PALLET CM / PALETTE CM / PALETTE CM / PALLET CM / ПОДДОН	PALLET / TRUCK PALETTE / CAMIÃO PALETTE / CAMION PALETEN / LKW PALLET / CAMIÓN ПОДДОНОВ / ГРУЗОВИК
29.5x88.8x1 ret.	3.82	24.04	3	0.780	18.75	28	21.840	540	90x120x45	44
29.5x88.8x0.45 ret.	3.82	10.39	8	2.090	21.80	25	52.250	560	90x120x45	43
14.5x88.8x1 ret.	7.78	22.30	7	0.900	20.07	45	40.500	923	90x120x59	26
59.2x59.2x1 ret.	2.85	22.86	3	1.050	24.00	36	37.800	882	80x120x75	27
59.2x59.2x0.8 ret.	2.85	17.96	4	1.400	25.14	36	50.400	920	80x120x75	26
29.5x59.2x1 ret.	5.73	21.42	6	1.050	22.50	40	42.000	918	80x120x75	26
29.5x59.2x0.8 ret.	5.73	18.55	7	1.220	22.63	40	48.800	920	80x120x75	26
29.5x59.2x0.45 ret.	5.73	9.66	14	2.440	23.63	40	97.600	960	80x120x75	25
39.2x39.2x0.8 ret.	6.51	19.17	12	1.840	35.28	36	66.240	1285	80x120x95	19
29.5x29.5x1.4 ret.	11.49	31.57	7	0.610	19.26	50	30.500	978	80x120x95	25
29.5x29.5x1.2 ret.	11.49	26.54	9	0.780	20.70	50	39.000	1050	80x120x95	23
29.5x29.5x0.8 ret.	11.49	17.79	13	1.130	20.10	50	56.500	1020	80x120x95	24
19.4x19.4x1.4 ret.	26.57	31.69	20	0.750	23.77	56	42.000	1346	80x120x95	18
19.4x19.4x1.2 ret.	26.57	27.92	24	0.900	25.13	56	50.400	1422	80x120x95	17
19.4x19.4x0.7 ret.	26.57	15.42	43	1.620	24.98	56	90.720	1414	80x120x95	17
30x30x1.4	11.11	31.90	7	0.630	20.10	50	31.500	1020	80x120x95	24
30x30x1.2	11.11	27.92	8	0.720	20.10	50	36.000	1020	80x120x95	24
30x30x1.2 (Drainage Textured)	11.11	28.75	8	0.720	20.70	50	36.000	1050	80x120x95	23
30x30x0.8	11.11	17.86	13	1.170	20.90	50	58.500	1060	80x120x95	23
30x30x0.6	11.11	13.66	17	1.530	20.90	50	76.500	1060	80x120x95	23
20x20x1.4	25.00	31.58	19	0.760	24.00	56	42.560	1359	80x120x95	17
20x20x1.2	25.00	27.25	22	0.880	23.98	56	49.280	1358	80x120x95	17
20x20x1.2 (Kerabril LC20)	25.00	29.39	17	0.680	19.99	56	38.080	1134	80x120x95	21
20x20x1.2 (Kerabril LG20)	25.00	32.37	17	0.680	22.01	56	38.080	1248	80x120x95	19
20x20x1.2 (Kerabril LS50)	25.00	28.65	17	0.680	19.48	56	38.080	1106	80x120x95	21
20x20x0.7	25.00	15.42	39	1.560	24.06	56	87.360	1362	80x120x95	17
11.7x24x1.2	35.61	28.31	23	0.650	18.40	72	46.800	1340	80x120x95	18



MOSAICS

SIZES (CM) DIMENSÃO (CM) FORMAT (CM) MASSE (CM) FORMATO (CM) РАЗМЕРЫ (CM)	WEIGHT / PIECE PESO / PEÇA POIDS / PIÈCE GEWICHT / STÜCK PESO / PIEZA ВЕС / ШТУК	PIECES / BOX PEÇAS / CX PIECES / BOÎTE STÜCK / KARTON PIEZAS / CAJA ШТУК / КОРОБКА	WEIGHT / BOX PESO / CX POIDS / BOÎTE GEWICHT / KARTON PESO / CAJA ВЕС / КОРОБКА	SIZES (CM) DIMENSÃO (CM) FORMAT (CM) MASSE (CM) FORMATO (CM) РАЗМЕРЫ (CM)	WEIGHT / PIECE PESO / PEÇA POIDS / PIÈCE GEWICHT / STÜCK PESO / PIEZA ВЕС / ШТУК	PIECES / BOX PEÇAS / CX PIECES / BOÎTE STÜCK / KARTON PIEZAS / CAJA ШТУК / КОРОБКА	WEIGHT / BOX PESO / CX POIDS / BOÎTE GEWICHT / KARTON PESO / CAJA ВЕС / КОРОБКА
Mosaic 29.5x29.5x0.45 (2.5)	0.76	20	15.20	Mosaic 29.5x29.5x0.45 (9.7)	0.89	20	17.80
Mosaic 29.5x29.5x0.45 (4.7)	0.82	20	16.40	Mosaic 27.2x27.2x1	1.86	9	16.74



WALL TILES . REVESTIMENTOS . REVÊTEMENTS . WANDFLIESEN . REVESTIMIENTO . ПЛИТКА ОБЛИЦОВОЧНАЯ

SIZES (CM) DIMENSÃO (CM) FORMAT (CM) MASSE (CM) FORMATO (CM) РАЗМЕРЫ (CM)	PIECES / SQM PEÇAS / M² PIECES / M² STÜCK / M² PIEZAS / M² ШТУК / КВ.М	WEIGHT / SQM PESO / M² POIDS / M² GEWICHT / M² PESO / M² БЕС / КВ.М	PIECES / BOX PEÇAS / CX PIECES / BOÎTE STÜCK / KARTON PIEZAS / CAJA ШТУК / КОРОБКА	SQM / BOX M² / CX M² / BOÎTE M² / KARTON M² / CAJA КВ.М / КОРОБКА	WEIGHT / BOX PESO / CX POIDS / BOÎTE GEWICHT / KARTON PESO / CAJA БЕС / КОРОБКА	BOX / PALLET CX / PALETTE BOÎTE / PALLETTE KARTONS / PALETTE CAJA / PALLET КОРОБОК / ПОДДОН	SQM / PALLET M² / PALETTE M² / PALETTE M² / PALLET M² / PALLET КВ.М / ПОДДОН	WEIGHT / PALLET PESO / PALETTE POIDS / PALETTE GEWICHT / PALETTE PESO / PALLET БЕС / ПОДДОН	CM / PALLET CM / PALETTE CM / PALETTE CM / PALETTE CM / PALLET СМ / ПОДДОН	PALLET / TRUCK PALETTE / CAMIÃO PALETTE / CAMION PALETEN / LKW PALLET / CAMIÓN ПОДДОНОВ / ГРУЗОВИК
30x90x1.17 ret.	3.70	19.72	4	1.080	21.32	20	21.600	446	90x120x45	48
29.5x59.2x0.85 ret.	5.73	14.15	8	1.400	19.81	32	44.800	654	80x120x75	36
14.5x59.2x0.85 ret.	11.7	14.13	11	0.940	13.27	48	45.120	657	80X120X73	36
30x60x0.85	5.48	14.13	8	1.460	20.63	32	46.720	680	80x120x75	35
20x50x1.04	10.00	17.00	12	1.200	20.40	48	57.600	999	80X120X95	24
26.7x41.6x0.77	9.00	13.13	9	1.000	13.13	78	78.000	1044	80X120X96	23
25x40x0.85	10.00	14.04	15	1.500	21.06	54	81.000	1157	80X120X90	21
20x40x0.77	12.50	13.06	15	1.200	15.70	64	76.800	1018	80x120x95	23
20x20x1	25.00	16.01	16	0.640	10.25	96	61.440	1003	80x120x95	24
20x20x0.65	25.00	10.60	25	1.000	10.60	96	96.000	1038	80X120X95	23
15x15x1 (Arabesque)	77.78	18.44	14	0.180	3.32	138	24.840	473	80X120X100	32
13.5x15x1 (Scales)	90.70	16.80	14	0.154	2.60	138	21.252	373	80X120X100	32
14x14x0.9	52.08	14.58	25	0.480	7.00	138	66.240	986	80X120X100	24
10x10x0.9	100.00	15.20	25	0.250	3.80	224	56.000	871	80X120X95	27
6.7x14x0.9	108.70	15.00	25	0.230	3.45	276	63.48	972	80X120X100	25



MOSAICS . DECORS . LISTELLOS

SIZES (CM) DIMENSÃO (CM) FORMAT (CM) MASSE (CM) FORMATO (CM) РАЗМЕРЫ (CM)	WEIGHT / PIECE PESO / PEÇA POIDS / PIÈCE GEWICHT / STÜCK PESO / PIEZA БЕС / ШТУК	PIECES / BOX PEÇAS / CX PIECES / BOÎTE STÜCK / KARTON PIEZAS / CAJA ШТУК / КОРОБКА	WEIGHT / BOX PESO / CX POIDS / BOÎTE GEWICHT / KARTON PESO / CAJA БЕС / КОРОБКА	SIZES (CM) DIMENSÃO (CM) FORMAT (CM) MASSE (CM) FORMATO (CM) РАЗМЕРЫ (CM)	WEIGHT / PIECE PESO / PEÇA POIDS / PIÈCE GEWICHT / STÜCK PESO / PIEZA БЕС / ШТУК	PIECES / BOX PEÇAS / CX PIECES / BOÎTE STÜCK / KARTON PIEZAS / CAJA ШТУК / КОРОБКА	WEIGHT / BOX PESO / CX POIDS / BOÎTE GEWICHT / KARTON PESO / CAJA БЕС / КОРОБКА
Mosaic 30x30x1.17	1.46	8	11.68	Faixa 7.2x59.2x0.85	0.60	18	10.86
Mosaic 29.5x29.5x1.17	1.46	8	11.68	Faixa 7.2x60x0.85	0.61	18	11.06
Mosaic 32.7x32.7x1.04	1.74	4	6.96	Faixa 5.7x59.2x0.85	0.48	12	5.73
Mosaic 32.7x32.7x0.85	1.42	5	7.10	Faixa 5.7x60x0.85	0.49	12	5.83
Mosaic 29.5x29.5x0.85 (2.5)	1.23	11	13.53	Faixa 4.7x59.2x0.85	0.39	18	7.09
Mosaic 29.5x29.5x0.85 (4.7)	1.23	11	13.53	Faixa 4.7x60x0.85	0.40	18	7.21
Mosaic 29.5x29.5x0.77	1.15	12	13.80	Faixa 5.4x29.5x0.85	0.23	24	5.41
Mosaic 26.7x26.7x0.77	0.94	10	9.40	Faixa 5.4x30x0.85	0.23	24	5.56
Mosaic 20x50x1.04	1.70	9	15.30	Faixa 7.2x50x1.04	0.72	12	8.70
Decor 29.5x59.2x0.85 ret.	2.47	8	19.76	Faixa 4.5x50x1.04	0.38	18	6.89
Decor 30x60x0.85	2.60	7	18.20	Faixa 2.2x50x1.04	0.19	48	8.98
Decor 20x50x1.04	1.70	9	15.30	Perfil 1x260x1	-	200	-
Decor 26.7x41.6x0.77	1.45	8	11.60	Faixa 6.3x41.6x0.77	0.34	24	8.16
Faixa 5x90x1.17	0.89	-	-	Faixa 5x41.6x0.77	0.27	30	8.19
Faixa 2.31x90x1.17	0.55	6	3.30	Faixa 4.8x26.7x0.77	0.17	25	4.21
Faixa 6.4x58.6x1.04	0.65	15	9.68	Faixa 6x20x0.65	0.14	24	3.25



FLOOR TILES . PAVIMENTOS . CARREAUX DE SOL . BODENFLIESEN . PAVIMENTO . КЕРАМОГРАНИТ

SIZES (CM) DIMENSÃO (CM) FORMAT (CM) MASSE (CM) FORMATO (CM) РАЗМЕРЫ (CM)	PIECES / SQM PEÇAS / M² PIECES / M² STÜCK / M² PIEZAS / M² ШТУК / КВ.М	WEIGHT / SQM PESO / M² POIDS / M² GEWICHT / M² PESO / M² БЕС / КВ.М	PIECES / BOX PEÇAS / CX PIECES / BOÎTE STÜCK / KARTON PIEZAS / CAJA ШТУК / КОРОБКА	SQM / BOX M² / CX M² / BOÎTE M² / KARTON M² / CAJA КВ.М / КОРОБКА	WEIGHT / BOX PESO / CX POIDS / BOÎTE GEWICHT / KARTON PESO / CAJA БЕС / КОРОБКА	BOX / PALLET CX / PALETTE BOÎTE / PALLETTE KARTONS / PALETTE CAJA / PALLET КОРОБОК / ПОДДОН	SQM / PALLET M² / PALETTE M² / PALETTE M² / PALLET M² / PALLET КВ.М / ПОДДОН	WEIGHT / PALLET PESO / PALETTE POIDS / PALETTE GEWICHT / PALETTE PESO / PALLET БЕС / ПОДДОН	CM / PALLET CM / PALETTE CM / PALETTE CM / PALETTE CM / PALLET СМ / ПОДДОН	PALLET / TRUCK PALETTE / CAMIÃO PALETTE / CAMION PALETEN / LKW PALLET / CAMIÓN ПОДДОНОВ / ГРУЗОВИК
45x45x0.85	4.94	18.05	5	1.010	18.23	36	36.36	671	80X120X105	35
33.3x33.3x0.75	9.00	16.40	9	1.000	16.40	68	68.000	1135	80X120X81	21
20x20x0.65	25.00	13.70	25	1.000	13.70	72	72.000	1006	80X120X74	24



STAIRSTEPS . SKIRTINGS

SIZES (CM) DIMENSÃO (CM) FORMAT (CM) MASSE (CM) FORMATO (CM) РАЗМЕРЫ (CM)	WEIGHT / PIECE PESO / PEÇA POIDS / PIÈCE GEWICHT / STÜCK PESO / PIEZA БЕС / ШТУК	PIECES / BOX PEÇAS / CX PIECES / BOÎTE STÜCK / KARTON PIEZAS / CAJA ШТУК / КОРОБКА	WEIGHT / BOX PESO / CX POIDS / BOÎTE GEWICHT / KARTON PESO / CAJA БЕС / КОРОБКА	SIZES (CM) DIMENSÃO (CM) FORMAT (CM) MASSE (CM) FORMATO (CM) РАЗМЕРЫ (CM)	WEIGHT / PIECE PESO / PEÇA POIDS / PIÈCE GEWICHT / STÜCK PESO / PIEZA БЕС / ШТУК	PIECES / BOX PEÇAS / CX PIECES / BOÎTE STÜCK / KARTON PIEZAS / CAJA ШТУК / КОРОБКА	WEIGHT / BOX PESO / CX POIDS / BOÎTE GEWICHT / KARTON PESO / CAJA БЕС / КОРОБКА
Stairstep 45x45x0.85	3.67	6	22.02	Skirting 8x45x0.85	0.64	28	17.92
Stairstep 33.3x33.3x0.75	1.85	9	16.65	Skirting 8x33.3x0.75	0.45	30	13.50
				Skirting 8x20x0.65	0.22	54	11.88



ALELUIA CERÂMICAS



Unidade de Ilhavo

Aleluia Cerâmicas reserves the right to delete or modify, at any time, partially or completely, any data included in this catalogue without any notice, such as: series, formats, colours, references and price groups.

The colours of the series/products are merely approximate. Shades may differ slightly.

For special applications in wet areas, please contact Aleluia Cerâmicas' technical services.

A Aleluia Cerâmicas reserva o direito em qualquer momento de eliminar ou modificar, total ou parcialmente qualquer dado deste catálogo sem aviso prévio, tais como: séries, formatos, cores, referências e grupos de preços.

As cores das séries/productos são meramente indicativas e podem apresentar ligeiras diferenças de tonalidades.

Para aplicações especiais em zonas húmidas, consulte os serviços técnicos da Aleluia Cerâmicas.

Aleluia Cerâmicas se réserve le droit, à tout moment de supprimer ou modifier, totalement ou partiellement les éléments de ce catalogue sans préavis, tel que: série, formats, couleurs, références et groupes de prix.

Le couleur des série/productos est purement indicatif et peut présenter de légère différence de tonalité.

Pour des applications spéciales dans des zones humides, consulter les services techniques d'Aleluia Cerâmicas.

Aleluia Cerâmicas behält sich das Recht vor, beliebige Daten in jederzeit ohne Ankündigung zu löschen oder zu ändern, so wie: Serie, Formaten, Farben, Referenzen und Preisgruppen.

Die im Katalog Abgebildeten Farben gelten nur als Hinweise, möglich Nähe an der keramischen Realität.

Für besondere anwendungen in nassbereiche, bitte kontaktieren sie die service abteilung von Aleluia Cerâmicas.

Aleluia Cerâmicas reserva el derecho a eliminar o modificar en cualquier momento, total o parcialmente cualquier dato de este catálogo sin previo aviso, como: series, formatos, colores, referencias y grupos de precios.

Los colores de las series/productos son simplemente indicativos y pueden presentar ligeras diferencias de tonalidad.

Para aplicaciones especiales en zonas húmedas, consultar los servicios técnicos de Aleluia Cerâmicas.

Aleluia Cerâmicas оставляет за собой право удалять или изменять в любое время в целом или в частично любые данные каталога без предварительного уведомления: например, как серии, форматы, цвета, ссылки и ценовые группы.

Цвета серии / продукты носящие ориентировочный характер могут иметь небольшие различия в тональности.



ALELUIA CERÂMICAS

HEAD OFFICE . SEDE . SIÈGE
HAUPTGESCHÄFTSSITZ

ALELUIA CERÂMICAS, S.A.
QUINTA DO SIMÃO | APT 3024
ESGUEIRA | 3801-101 AVEIRO | PORTUGAL
TEL (+351) 234 305 600 | FAX (+351) 234 305 699
geral@aleluia.pt

www.aleluia.pt