

2025

General
Catalogue

SYMBOLS

Simbolos . Symboles . Symbole . Símbolos



WALL & FLOOR / PORCELAIN TILES

Revestimento e Pavimento / Porcelanato . Revêtements & Carreaux de Sol / Grès Cérame
Wand & Boden / Feinsteinzeug . Revestimiento y Pavimento / Porcelánico



WALL / WALL TILES

Revestimento . Revêtements
Wandfliesen . Revestimiento



WALL & FLOOR / GLAZED TILES

Revestimento e Pavimento / Pavimento em Grés . Revêtements & Carreaux de Sol / Sol en Grès
Wand & Boden / Bodenfliesen aus Steinzeug . Revestimiento y Pavimento / Pavimento en Gres



UNGLAZED FULL BODY PORCELAIN

Porcelanato Extrudido não esmaltado toda massa . Grés Cérame Étiré non émaillé pleine masse
Unglasiertes Feinsteinzeug . Porcelánico toda masa



HAND PAINTING

Pintura Manual . Peinture Manuelle
Handmalerei . Pintura Manual



THICKNESS

Espessura . Épaisseur
Dicke . Espesor



DECORATIONS SOLD PER SQM

Decorações vendidas ao M² . Décorations vendu au M²
Dekorationen verkauft pro M² . Decoraciones vendidas al M²



NET GLUED PIECES

Peças coladas em rede . Pièces collées sur réseau
Stücke auf Netz geklebt . Piezas pegadas en red



UNIFORM APPEARANCE

Uniforme . Uniforme
Einheitlich . Uniforme

V1



SLIGHT VARIATION

Varição Ligetra . Légère Variation
Leichte Abweichung . Variación Ligera

V2



MODERATE VARIATION

Varição Moderada . Variation Modérée
Mäßige Abweichung . Variación Moderada

V3



STRONG VARIATION

Varição Forte . Forte Variation
Starke Abweichung . Variación Fuerte

V4



MATTE

Mate . Mat
Matt . Mate



SHINE

Brilho . Brillant
Glanz . Brillo



MATTE/SHINE

Mate/Brilho . Matte/Brillant
Matt/Glanz . Mate/Brillo



SATIN

Acetinado . Satin
Satin . Satin



HONED

Amaciado . Adoucie
Soft . Apomazado



POLISHED

Polido . Poli
Poliert . Pulido



NATURAL (MATTE)

Natural (Mate) . Naturel (Matte)
Natural (Matt) . Natural (Mate)



NATURAL (MATTE/SHINE)

Natural (Mate/Brilho) . Naturel (Matte/Brillant)
Natural (Matt/Glanz) . Natural (Mate/Brillo)



NATURAL (SHINE)

Natural (Brilho) . Naturel (Brillant)
Natural (Glanz) . Natural (Brillo)



SEMI-POLISHED (MATTE)

Semi-polido (Mate) . Semi-poli (Matte)
Anpoliert (Matt) . Semi-pulido (Mate)



SEMI-POLISHED (MATTE/SHINE)

Semi-polido (Mate/Brilho) . Semi-poli (Matte/Brillant)
Anpoliert (Matt/Glanz) . Semi-pulido (Mate/Brillo)



SEMI-POLISHED (SHINE)

Semi-polido (Brilho) . Semi-poli (Brillant)
Anpoliert (Glanz) . Semi-pulido (Brillo)



SOFT AS



ANTI-SLIP

Antiderrapante . Antidérapant
Rutschfest . Antideslizante



HAMMERED

Bujardado . Martelé
Gehämmert . Bujardado

RET.

RECTIFIED

Retificado . Rectifié . Rektifiziert . Rectificado



120 YEARS

1905-2025



Founded in 1905, Aleluia Ceramics celebrates 120 years of dedication to ceramics. A legacy which inspires the combination of tradition, innovation and sustainability, in the development of ceramic solutions for unique spaces with personality.

Fundada em 1905, a Aleluia Ceramics celebra 120 anos de dedicação à cerâmica. Um legado que nos inspira a conjugar tradição, inovação e sustentabilidade, no desenvolvimento de soluções cerâmicas para espaços únicos e com personalidade.

Fondée en 1905, Aleluia Ceramics célèbre 120 ans de dévouement à la céramique. Un héritage qui nous inspire au quotidien à combiner tradition, innovation et durabilité, dans le développement de solutions céramiques pour des espaces uniques et de personnalité.

Aleluia Ceramics wurde 1905 gegründet und feiert 120 Jahre Engagement für Keramik. Ein Vermächtnis, das uns dazu inspiriert, Tradition, Innovation und Nachhaltigkeit bei der Entwicklung von Keramiklösungen für einzigartige Räume mit Persönlichkeit zu verbinden.

Fundada en 1905, Aleluia Ceramics celebra 120 años de dedicación a la cerámica. Un legado que nos inspira a combinar tradición, innovación y sostenibilidad en el desarrollo de soluciones cerámicas para espacios únicos y con personalidad.

Sustainability

Paving the future together

We believe that each small action has the power to transform the future, making sustainability a fundamental principle which guides our decisions and actions.

Through an efficient management of materials, energy and waste, we seek to continuously improve our environmental performance, contributing to a greener and sustainable future.

Acreditamos que cada pequena ação tem o poder de transformar o futuro, tornando a sustentabilidade num princípio fundamental que orienta as nossas decisões e ações.

Através de uma gestão eficiente de materiais, energia e resíduos, procuramos melhorar continuamente a nossa performance ambiental, contribuindo para um futuro mais verde e sustentável.

Nous pensons que chaque petite action a le pouvoir de transformer l'avenir, en faisant de la durabilité un principe fondamental qui guide nos décisions et nos actions.

Grâce à une gestion efficace des matériaux, de l'énergie et des déchets, nous cherchons à améliorer continuellement nos performances environnementales, contribuant ainsi à un avenir plus vert et plus durable.

Wir sind davon überzeugt, dass jede noch so kleine Maßnahme die Zukunft verändern kann, und machen Nachhaltigkeit zu einem grundlegenden Prinzip, das unser Handeln und unsere Entscheidungen bestimmt.

Durch effizientes Material-, Energie- und Abfallmanagement sind wir bestrebt, unsere Umweltleistung kontinuierlich zu verbessern und so zu einer grüneren und nachhaltigeren Zukunft beizutragen.

Creemos que cada pequeña acción tiene el poder de transformar el futuro, convirtiendo la sostenibilidad en un principio fundamental que guía nuestras decisiones y acciones.

A través de una gestión eficiente de materiales, energía y residuos, buscamos mejorar continuamente nuestro desempeño ambiental, contribuyendo a un futuro más verde y sostenible.



Packaging with 100% recycled cardboard and treated pallets

Embalamento com 100% de cartão reciclado e paletes tratadas



Annual reduction of 305.955 m³ of natural gas via production optimizations

Redução anual de 305.955 m³ de gás natural com otimizações produtivas



Fluoride emissions 80% below the legal limit

Emissões de fluoretos 80% abaixo do limite legal



33% of energetic autonomy via solar energy (UII)

33% de autonomia energética através de energia solar (UII)



Annual re-use of 14.5 million litres of industrial wastewater

Reaproveitamento ao ano de 14.5 milhões de litros das águas residuais industriais



99% re-use of industrial residues

99% de reaproveitamento dos resíduos industriais



Artisan

Handmade Studio

Idealized to provide life to unique spaces, the Artisan collections are born from the mastery of our artists, who combine the tradition of artisanal painting with the newer techniques and formats to create innovative solutions full of personality.

Explore our selection of products, where you will find both traditional patterns and more modern decorations, or challenge us to create an entirely personalised project.

Conçues pour donner vie à des espaces uniques, les collections Artisan sont nées de la maîtrise et de la délicatesse de nos artistes, qui allient la tradition de la peinture manuelle avec les dernières techniques et formats pour créer des solutions innovantes pleines de personnalité.

Explorez notre gamme de produits, où vous trouverez tout, depuis les motifs traditionnels aux décorations plus modernes, ou mettez-nous au défi de créer un projet adapté à vos besoins.

Idealizadas para dar vida a espaços únicos, as coleções Artisan nascem da mestria e delicadeza dos nossos artistas, que unem a tradição da pintura artesanal às mais recentes técnicas e formatos para criar soluções inovadoras e repletas de personalidade.

Explore a nossa gama de produtos, onde irá encontrar desde os padrões tradicionais a decorações mais modernas, ou desafie-nos para criarmos um projeto totalmente customizado.

Die Artisan-Kollektionen sind ideal, um einzigartige Räume zum Leben zu erwecken. Sie entstehen aus der Meisterhaftigkeit und dem Feingefühl unserer Künstler, die die Tradition der handgefertigten Malerei mit den neuesten Techniken und Formaten kombinieren, um innovative Lösungen voller Persönlichkeit zu schaffen.

Entdecken Sie unsere Produktpalette, in der Sie von traditionellen Mustern bis hin zu moderneren Dekorationen finden, oder fordern Sie uns heraus, ein personalisiertes Projekt zu erstellen, das Ihren Bedürfnissen entspricht



Ideadas para dar vida a espacios únicos, las colecciones Artisan nacen de la maestría y delicadeza de nuestros artistas, quienes combinan la tradición de la pintura artesanal con las técnicas y formatos más recientes para crear soluciones innovadoras y llenas de personalidad.

Explore nuestra gama de productos, donde encontrará desde patrones tradicionales hasta decoraciones más modernas, o desafíos para crear un proyecto personalizado.



"Reflexos" Mural, Portugal
Project: Municipality of Aveiro
Illustration: Fatinha Ramos



DISCOVER
MORE

Simulator

FLOOR AND WALL SIMULATOR

Now you can simulate how our ceramic tiles look on the walls and floor of any room in your own home. Just use your smartphone, with no need of any download or special requirements.

- 1°. Scan the QR code on the collection pages;
- 2°. Take a photo of the room you want to simulate;
- 3°. Select the product that you wish to see applied on the wall and/or floor of your rooms.

SIMULADOR DE CHÃO E PAREDES

Agora já pode simular como fica a nossa cerâmica nas paredes e chão de qualquer divisão da sua casa. Basta utilizar o seu smartphone e não necessita de qualquer instalação ou requisito especial.

- 1°. Leia o código QR presente nas páginas das coleções;
- 2°. Tire foto da divisão que pretende simular;
- 3°. Selecione o produto que pretende ver aplicado na parede e/ou chão das suas divisões.

SIMULATEUR DE SOL ET DE MUR

Vous pouvez désormais simuler l'aspect de nos carreaux de céramique sur les murs et le sol de n'importe quelle pièce de votre maison. Il suffit d'utiliser votre smartphone. Sans nécessité d'installation d'application ou de conditions particulières requises.

- 1°. Scannez le QR code, présent sur les pages de la collection;
- 2°. Prenez une photo de la pièce de vie que vous souhaitez simuler;
- 3°. Sélectionnez le produit que vous souhaitez voir appliquer au mur et/ou au sol de vos pièces.

BODEN- UND WANDSIMULATOR

Mit Hilfe unseres Simulators können Sie jetzt sehen, wie unsere Keramik an den Wänden und Böden Ihrer Wohnung aussehen. Benutzen Sie einfach Ihr Smartphone. Sie müssen keine App installieren oder besondere Einstellungen vornehmen.

- 1°. Scannen Sie den QR-Code auf den Seiten der verschiedenen Kollektionen;
- 2°. Machen ein Foto des Raums, den Sie gestalten möchten;
- 3°. Wählen Sie das Produkt aus, das Sie für die Wand und/oder den Boden Ihrer Räume verwenden möchten.

SIMULADOR DE SUELO Y PAREDES

Ahora, usted ya puede simular el aspecto de nuestras baldosas de cerámica, en las paredes y el suelo de cualquier habitación de su casa. Sólo tiene que usar su smartphone y no necesita ninguna instalación ni requisitos especiales.

- 1°. Lea el código QR en las páginas de las colecciones;
- 2°. Haga una foto de la habitación que quiere simular;
- 3°. Seleccione el producto que desea ver aplicado en la pared y/o el suelo de sus habitaciones.



SEE IT IN YOUR ROOM!



Stone Age White 44.3x88.8 cm ret. Honed P9151PM

A-Z

A	
ALPE	80
AUREA (New)	176

B	
BACKSTAGE	42
BALANCE	256
BLISS (New)	272
BOSCO	124
BOULEVARD	54
BRANCOS	368

C	
CHROMA	290
CITIZEN	442
CONCRETE	62
CORAL (New)	304

D	
DANDY	356
DECK	134
DETROIT	380

E	
EBRO	396
ESSENCE	426
ETERNAL STONE	234

F	
FLOW	28
FOCUS	96

G	
GRANIT	286

I	
INDUSTRIAL	468

K	
KERABRAILLE	476
KLINK (New)	414
KOMPACT	50
KREA	94

L	
LIV'IN	346
LUMINA (New)	140
LUNA	388

M	
MAGMA	186
MELLOW (New)	362
MIDTOWN (New)	18
MUSE	156
MUSTANG SLATE	266

N	
NATURA KALACATA	168
NEW ZELLIGE	322
NOBLE	118
NOGAL	100

O	
OCEAN	284
OSLO	110

P	
PALACE	148
PIAZEN	222
PURE TRAVERTINE	198

R	
RAKU	338
RAW	436
ROCK	240

S	
SALT (New)	408
SANDSTONE	448
SCALES	332
SERENA	278
STONE AGE	208
STUDIO	70

T	
TECHNICAL	458
TERRA 1.4	420
TOUCH	88

U	
URBAN ATELIER	312
URBAN STONE	246

X	
X-TREME	402

LOOK INDEX	12
SIZE INDEX	14
TECHNICAL DATA	492
SLIP RESISTANCE	498
WALLPEC AND UPEC CERTIFICATION	502
APPLICATION AND USE	510
PACKING AND WEIGHT	515
GENERAL SALES CONDITIONS	519

Look Index

CEMENT

MIDTOWN <i>(New)</i>	18
FLOW	28
BACKSTAGE	42
KOMPACT	50
BOULEVARD	54
CONCRETE	62
STUDIO	70
ALPE	80
TOUCH	88
KREA	94
FOCUS	96

WOOD

NOGAL	100
OSLO	110
NOBLE	118
BOSCO	124
DECK	134

MARBLE

LUMINA <i>(New)</i>	140
PALACE	148
MUSE	156
NATURA KALACATA	168

STONE

AUREA <i>(New)</i>	176
MAGMA	186
PURE TRAVERTINE	198
STONE AGE	208
PIAZEN	222
ETERNAL STONE	234
ROCK	240
URBAN STONE	246
BALANCE	256
MUSTANG SLATE	266
BLISS <i>(New)</i>	272
SERENA	278
OCEAN	284
GRANIT	286

PREMIUM COLOUR

CHROMA	290
CORAL <i>(New)</i>	304
URBAN ATELIER	312
NEW ZELLIGE	322
SCALES	332

COLOUR

RAKU	338
LIV'IN	346
DANDY	356
MELLOW <i>(New)</i>	362
BRANCOS	368

KERATEC DESIGN

DETROIT	380
LUNA	388
EBRO	396
X-TREME	402
SALT <i>(New)</i>	408
KLINK <i>(New)</i>	414
TERRA 1.4	420
ESSENCE	426
RAW	436
CITIZEN	442
SANDSTONE	448

KERATEC PRO

TECHNICAL	458
INDUSTRIAL	468
KERABRAILLE	476



Flow Stone Sand 44.3x88.8 cm ret. Natural P9176R
Flow Stone Coal 44.3x88.8 cm ret. Natural P9178R

EXTRUDED PORCELAIN TILES

30X90	
CITIZEN	442
ESSENCE	426
SANDSTONE	448
60X60	
EBRO	396
ESSENCE	426
LUNA	388
TECHNICAL	458
X-TREME	402
45X45	
TECHNICAL	458
X-TREME	402
30X60	
CITIZEN	442
EBRO	396
ESSENCE	426
LUNA	388
SANDSTONE	448
TECHNICAL	458
30X30	
INDUSTRIAL	468
KLINK <i>(New)</i>	414
SALT <i>(New)</i>	408
TECHNICAL	458
20X30	
TERRA 1.4	420
7X30	
DETROIT	380
20X20	
TERRA 1.4	420
TECHNICAL	458
KERABRAILLE	476
INDUSTRIAL	468
15X23	
RAW	436

10X10	
EBRO	396
TECHNICAL	458
HEX 51X60	
ESSENCE	426
HEX 25X29	
ESSENCE	426
MULTISIZE	
LUNA	388

PORCELAIN TILES

60X120	
AUREA <i>(New)</i>	176
MIDTOWN <i>(New)</i>	18
20X120	
BOSCO	124
NOGAL	100
90X90	
AUREA <i>(New)</i>	176
MIDTOWN <i>(New)</i>	18
45X90	
BOULEVARD	54
CONCRETE	62
FLOW	28
LUMINA <i>(New)</i>	140
MAGMA	186
MUSE	156
MUSTANG SLATE	266
PALACE	148
PURE TRAVERTINE	198
STONE AGE	208
URBAN STONE	246
22X90	
BOSCO	124
CONCRETE	62
MUSTANG SLATE	266
NOBLE	118
NOGAL	100
OSLO	110
15X90	
BOSCO	124
DECK	134
MUSE	156
NOBLE	118
NOGAL	100
OSLO	110
15X15	
BACKSTAGE	42
URBAN STONE	246
60X60	
AUREA <i>(New)</i>	176
BACKSTAGE	42
BALANCE	256
BOULEVARD	54
CONCRETE	62
FLOW	28
KOMPACT	50
LUMINA <i>(New)</i>	140
MAGMA	186
MIDTOWN <i>(New)</i>	18
MUSE	156
MUSTANG SLATE	266
NATURA KALACATA	168
PIAZEN	222
PURE TRAVERTINE	198
STONE AGE	208
STUDIO	70
URBAN STONE	246
45X45	
BOULEVARD	54
FLOW	28
MAGMA	186
MIDTOWN <i>(New)</i>	18
30X60	
BACKSTAGE	42
BOULEVARD	54
CONCRETE	62
FLOW	28
MUSTANG SLATE	266
PIAZEN	222
PURE TRAVERTINE	198
STONE AGE	208
URBAN STONE	246
10X60	
BOSCO	124
NOGAL	100
7X30	
MUSE	156
STONE AGE	208

WALL TILES

30X90	
AUREA <i>(New)</i>	176
BALANCE	256
BLISS <i>(New)</i>	272
BOSCO	124
BRANCOS	368
LIV'IN	346
LUMINA <i>(New)</i>	140
MAGMA	186
MIDTOWN <i>(New)</i>	18
MUSE	156
NATURA KALACATA	168
NOGAL	100
OSLO	110
PALACE	148
PIAZEN	222
PURE TRAVERTINE	198
SERENA	278
STONE AGE	208
URBAN STONE	246
30X60	
ALPE	80
AUREA <i>(New)</i>	176
BALANCE	256
BLISS <i>(New)</i>	272
BRANCOS	368
ETERNAL STONE	234
LIV'IN	346
LUMINA <i>(New)</i>	140
MAGMA	186
MIDTOWN <i>(New)</i>	18
MUSE	156
NATURA KALACATA	168
NOGAL	100
OCEAN	284
PIAZEN	222
PURE TRAVERTINE	198
ROCK	240
STONE AGE	208
STUDIO	70
TOUCH	88
URBAN STONE	246
27X42	
ALPE	80
ETERNAL STONE	234
LIV'IN	346
MELLOW <i>(New)</i>	362
NATURA KALACATA	168
ROCK	240
STUDIO	70
TOUCH	88
20X50	
BRANCOS	368
25X40	
BRANCOS	368
20X40	
BRANCOS	368
STUDIO	70
20X20	
BRANCOS	368
8X26	
CHROMA	290
FLOW	28
6X26	
CORAL <i>(New)</i>	304
6X27	
RAKU	338
13.5X15	
SCALES	332
14X14	
URBAN ATELIER	312
13X13	
CHROMA	290
CORAL <i>(New)</i>	304
NEW ZELIGE	322

FLOOR TILES

45X45	
ALPE	80
ETERNAL STONE	234
FOCUS	96
GRANIT	286
KREA	94
NATURA KALACATA	168
ROCK	240
STUDIO	70
TOUCH	88
20X20	
BRANCOS	368
DANDY	356
PIAZEN	222
STUDIO	70
10X10	
PIAZEN	222
STONE AGE	208



Cement



SEE IT IN YOUR ROOM!

Wall:
Midtown Grey 60x120 cm ref. Natural P2006R

Floor:
Midtown Light Grey 60x120 cm ref. Natural P2005R

Midtown

Spaces with an urban soul.

Espaços com alma urbana.
Des espaces à l'âme urbaine.
Räume mit urbaner Seele.
Espacios con alma urbana.

LIGHT GREY



BEIGE



GREY



6 FORMATS

Porcelain Tiles

→ 1.05 cm
60x120 cm / 23.6"x47.2"

→ 1 cm
60x60 / 23.6"x23.6"

→ 0.9 cm
90x90 cm / 35.4"x35.4"

→ 0.85 cm
45x45 cm / 17.7"x17.7"

Wall Tiles

→ 1.17 cm
30x90 / 11.8"x35.4"

→ 0.85 cm
30x60 / 11.8"x23.6"

3 FINISHES

Porcelain Tiles

Natural
Anti-Slip

Wall Tiles

Matte

SLIP RESISTANCE

Porcelain Tiles

Natural (60x120 / 90x90)
R10 / A+B
PTV ≥36

Natural (60x60 / 45x45)
R9 / A
Class 1

Anti-Slip
R11 / A+B+C
Class 3 / PTV ≥36



Mosaic Hexa Midtown Light Grey 26.8x32.2 cm DC1047



Wall:
Midtown Light Grey 60x120 cm ret. Natural P2005R
Floor:
Midtown Light Grey 59.2x59.2 cm ret. Anti-Slip P6225R
Step Extra Fluted Midtown Light Grey 29.5x59.2 cm ret. Anti-Slip



Wall:
Midtown Light Grey 60x120 cm ret. Natural P2005R
Floor:
Midtown Light Grey 59.2x59.2 cm ret. Natural P6222R

- WALL + FLOOR PORCELAIN TILES
- V2 - SLIGHT VARIATION
- NATURAL (MATTE)
- ANTI-SLIP (MATTE)
- 60x120
- 59.2x59.2 60x60
- 90x90
- 45x45
- R10 A+B
- R9 A CLASS 1
- R11 A+B+C CLASS 3
- FTV ≥36
- FTV ≥36



Midtown Beige 90x90 cm ret. Natural P7014R



BEIGE
60x120 cm ret.

P2004R | GD13



BEIGE
59.2x59.2 cm ret.
60x60 cm

P6221R | GD09 P6224R | GD12
 P6221 | GC10 P6224 | GC12




BEIGE
90x90 cm ret.

P7014R | GD13



BEIGE
45x45 cm

PE071 | GC02



MOSAIC MIDTOWN BEIGE
(4.7X4.7 CM) (PIECE)
29.5x29.5x0.85 cm DC4067 | GJ30



MOSAIC HEXA MIDTOWN BEIGE (PIECE)
26.8x32.2x0.85 cm DC1046 | GJ38



LIGHT GREY
60x120 cm ret. P2005R | GD13




LIGHT GREY
59.2x59.2 cm ret. P6222R | GD09 P6225R | GD12
60x60 cm P6222 | GC10 P6225 | GC12



LIGHT GREY
90x90 cm ret. P7015R | GD13



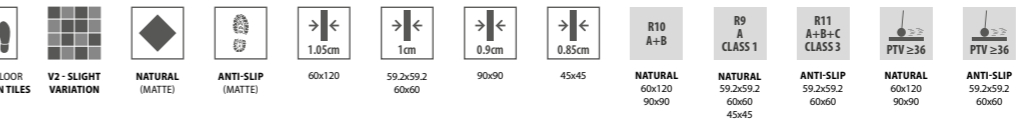
LIGHT GREY
45x45 cm PE072 | GC02



MOSAIC MIDTOWN LIGHT GREY (4.7X4.7 CM) (PIECE)
29.5x29.5x0.85 cm DC4068 | GJ30



MOSAIC HEXA MIDTOWN LIGHT GREY (PIECE)
26.8x32.2x0.85 cm DC1047 | GJ38




GREY
60x120 cm ret. P2006R | GD13



GREY
59.2x59.2 cm ret. P6223R | GD09 P6226R | GD12
60x60 cm P6223 | GC10 P6226 | GC12



GREY
90x90 cm ret. P7016R | GD13



GREY
45x45 cm PE073 | GC02



MOSAIC MIDTOWN GREY (4.7X4.7 CM) (PIECE)
29.5x29.5x0.85 cm DC4069 | GJ30



MOSAIC HEXA MIDTOWN GREY (PIECE)
26.8x32.2x0.85 cm DC1048 | GJ38


SPECIAL PIECES

Stairstep Degrau . Nez-de-Marche Stufe . Peldaño	Step Extra Fluted* Degrau Espessurado. Nez de Marche Forte Épaisseur Winkelstufe . Peldaño con Espesor	Step Extra Fluted Corner* / ** Degrau Espessurado de Canto. Angle Nez de Marche Forte Épaisseur Ecke Winkelstufe . Peldaño con Espesor Angulo	Skirting Rodapé . Plinthe Sockel . Rodapié
30x120x1.05 ret. GJ55	30x120x1.05 ret. GJ74	30x120x1.05 ret. GJ79	8x120x1.05 cm ret. GJ36
30x90x0.9 ret. GJ52	30x90x0.9 ret. GJ59	30x90x0.9 ret. GJ76	8x90x0.9 cm ret. GJ32
59.2x59.2x1 cm ret. GJ42	29.5x59.2x1 cm ret. GJ58		8x59.2x1 cm ret. GJ14
29.5x59.2x1 cm ret. GJ33			8x60x1 cm GJ10
60x60x1 cm GJ36			8x45x0.85 cm GJ07
45x45x0.85 cm GJ28			
30x60x1 cm GJ28			

* Minimum of 10 pieces . Quantidade mínima de 10 peças . Quantité minimum de 10 pièces . Mindestmenge: 10 Stücke . Cantidad mínima de 10 piezas / ** Left - Right . Esquerdo - Direito . Gauche - Droite . Links - Rechts . Izquierdo - Derecho

PACKING AND WEIGHT

Sizes (cm) Dimensão . Format Maße . Formato	Pieces Peças . Pièces Stück . Piezas	SQM M²	Weight Peso . Poids Gewicht . Peso	Box Caixa . Boîte Karton . Caja	SQM M²	Weight Peso . Poids Gewicht . Peso
90x90x0.9 ret.	2	1.620	33.00	32	51.840	1081
60x120x1.05 ret.	2	1.440	34.25	32	46.080	1121
59.2x59.2x1 ret.	3	1.050	23.20	36	37.800	855
60x60x1	3	1.080	23.78	36	38.880	876
45x45x0.85	5	1.010	19.20	36	36.360	711



Midtown Grey 30x90 cm ret. R3317R




BEIGE
30x90 cm ret.

R3315R | GB10




LIGHT GREY
30x90 cm ret.

R3316R | GB10



BEIGE
29.5x59.2 cm ret.
30x60 cm

R3865R | GB04
R3865 | GA11



LIGHT GREY
29.5x59.2 cm ret.
30x60 cm

R3866R | GB04
R3866 | GA11




MOSAIC HERRING MIDTOWN
BEIGE (2.8X6.5 cm) (PIECE)

24.5x27.5x0.85 cm DC5015 | GJ33




MOSAIC HERRING MIDTOWN
LIGHT GREY (2.8X6.5 cm) (PIECE)

24.5x27.5x0.85 cm DC5016 | GJ33



GREY
30x90 cm ret.

R3317R | GB10



GREY
29.5x59.2 cm ret.
30x60 cm

R3867R | GB04
R3867 | GA11



MOSAIC HERRING MIDTOWN
GREY (2.8X6.5 cm) (PIECE)

24.5x27.5x0.85 cm DC5017 | GJ33

SPECIAL PIECES



Profile
Perfil . Profil
Profil . Perfil

2x30x1.17 cm ret. | GJ35

2x59.2x0.85 cm ret. | GJ44

2x29.5x0.85 cm ret. | GJ35

PACKING AND WEIGHT

Sizes (cm) Dimensão . Format Maße . Formato	Pieces Peças . Pièces Stück . Piezas	SQM M ²	Weight Peso . Poids Gewicht . Peso	Box Caixa . Boite Karton . Caja	SQM M ²	Weight Peso . Poids Gewicht . Peso
30x90x1.17 ret.	4	1.080	21.32	40	43.200	872
29.5x59.2x0.85 ret.	8	1.400	19.81	32	44.800	654
30x60x0.85	8	1.460	20.63	32	46.720	680



Flow

The fluidity and harmony in the combinations of materials.

A fluidez e harmonia na conjugação de materiais.
 La fluidité et l'harmonie dans la combinaison des matériaux.
 Die Fließfähigkeit und Harmonie in der Kombination von Materialien.
 La fluidez y armonía en la combinación de materiales.

	CLOUD	SAND	ASH	COAL
Cement				
Stone				
Majólica				

5 FORMATS

Porcelain Tiles

→|← 1 cm
 45x90 / 17.7"x35.4"
 60x60 / 23.6"x23.6"

→|← 0.85 cm
 30x60 / 11.8"x23.6"
 45x45 cm / 17.7"x17.7"

Wall Tiles

→|← 0.9 cm
 8x26 / 3.1"x10.2"

3 FINISHES

Porcelain Tiles

Natural
 Anti-Slip

Wall Tiles

Glossy

SLIP RESISTANCE

Porcelain Tiles

Natural
 R10 / A+B
 PTV ≥36

Anti-Slip
 R11 / A+B
 Class 3 / PTV ≥36



SEE IT IN YOUR ROOM!

Flow Cement Ash 44.3x88.8 cm ret. Natural P9173R



Flow Majólica Ash 8.6x26.2 cm Glossy C0819



Flow Cement Ash 59.2x59.2 cm ret. Natural P6173R
Flow Stone Ash 59.2x59.2 cm ret. Natural P6177R



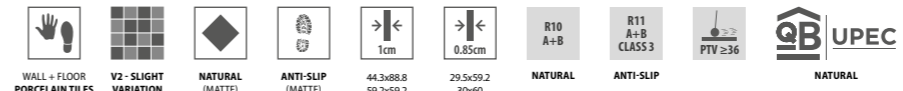
Wall:
Flow Majólica Coal 8.6x26.2 cm Glossy C0820

Floor:
Flow Cement Coal 59.2x59.2 cm ret. Natural P6174R
Flow Stone Coal 59.2x59.2 cm ret. Natural P6178R



Wall:
Mosaic Sticks Flow Stone Cloud 29.5x29.5 cm Natural DC3705
Flow Stone Cloud 29.5x59.2 cm ret. Natural P3125R

Floor:
Flow Stone Cloud 59.2x59.2 cm ret. Natural P6175R




CEMENT CLOUD
 44.3x88.8 cm ret. P9171R | GD11



STONE CLOUD
 44.3x88.8 cm ret. P9175R | GD11



CEMENT CLOUD
 29.5x59.2 cm ret. 30x60 cm
 P3121R | GD06
 P3121 | GC06




STONE CLOUD
 29.5x59.2 cm ret. 30x60 cm
 P3125R | GD06
 P3125 | GC06



CEMENT CLOUD
 59.2x59.2 cm ret. 60x60 cm
 P6171R | GD08 P6181R | GD09
 P6171 | GC07 P6181 | GC09



STONE CLOUD
 59.2x59.2 cm ret. 60x60 cm
 P6175R | GD08 P6185R | GD09
 P6175 | GC07 P6185 | GC09



CEMENT CLOUD
 45x45 cm PE060 | GC01 PE060 | GC03



MOSAIC FLOW CEMENT CLOUD (PIECE)
 29.5x29.5x0.85 cm DC4051 | GJ32



STONE CLOUD
 45x45 cm PE044 | GC01 PE064 | GC03



MOSAIC FLOW STONE CLOUD (PIECE)
 29.5x29.5x0.85 cm DC4055 | GJ32



MOSAIC ARROW FLOW CEMENT CLOUD (PIECE)
 22.4x29.5x0.85 cm DC6011 | GJ33



MOSAIC STICKS FLOW CEMENT CLOUD (PIECE)
 29.5x29.5x0.85 cm DC3701 | GJ36



MOSAIC ARROW FLOW STONE CLOUD (PIECE)
 22.4x29.5x0.85 cm DC6015 | GJ33



MOSAIC STICKS FLOW STONE CLOUD (PIECE)
 29.5x29.5x0.85 cm DC3705 | GJ36



CEMENT SAND
44.3x88.8 cm ret. P9172R | GD11



STONE SAND
44.3x88.8 cm ret. P9176R | GD11



CEMENT SAND
29.5x59.2 cm ret. 30x60 cm P3122R | GD06 P3122 | GC06



STONE SAND
29.5x59.2 cm ret. 30x60 cm P3126R | GD06 P3126 | GC06




CEMENT SAND
59.2x59.2 cm ret. 60x60 cm P6172R | GD08 P6182R | GD09 P6172 | GC07 P6182 | GC09



STONE SAND
59.2x59.2 cm ret. 60x60 cm P6176R | GD08 P6186R | GD09 P6176 | GC07 P6186 | GC09




CEMENT SAND
45x45 cm PE041 | GC01 PE061 | GC03



MOSAIC FLOW CEMENT SAND (4.7X4.7 CM) (PIECE)
29.5x29.5x0.85 cm DC4052 | GJ32



STONE SAND
45x45 cm PE045 | GC01 PE065 | GC03




MOSAIC FLOW STONE SAND (4.7X4.7 CM) (PIECE)
29.5x29.5x0.85 cm DC4056 | GJ32



MOSAIC ARROW FLOW CEMENT SAND (PIECE)
22.4x29.5x0.85 cm DC6012 | GJ33



MOSAIC STICKS FLOW CEMENT SAND (PIECE)
29.5x29.5x0.85 cm DC3702 | GJ36



MOSAIC ARROW FLOW STONE SAND (PIECE)
22.4x29.5x0.85 cm DC6016 | GJ33



MOSAIC STICKS FLOW STONE SAND (PIECE)
29.5x29.5x0.85 cm DC3706 | GJ36



Wall:
Mosaic Arrow Flow Stone Sand 22.4x29.5 cm Natural DC6016
Flow Stone Sand 44.3x88.8 cm ret. Natural P9176R

Floor:
Flow Cement Sand 44.3x88.8 cm ret. Natural P9172R



Wall:
Flow Cement Ash 44.3x88.8 cm ret. Natural P9173R

Floor:
Flow Stone Ash 44.3x88.8 cm ret. Natural P9177R



WALL + FLOOR
PORCELAIN TILES



V2 - SLIGHT
VARIATION



NATURAL
(MATTE)



ANTI-SLIP
(MATTE)



1cm



0.85cm



R10
A+B



R11
A+B
CLASS 3



PTV ≥ 36



UPEC
NATURAL



CEMENT ASH
44.3x88.8 cm ret.

P9173R | GD11



STONE ASH
44.3x88.8 cm ret.

P9177R | GD11



CEMENT ASH
29.5x59.2 cm ret.
30x60 cm

P3123R | GD06
P3123 | GC06



STONE ASH
29.5x59.2 cm ret.
30x60 cm

P3127R | GD06
P3127 | GC06




CEMENT ASH
59.2x59.2 cm ret.
60x60 cm

P6173R | GD08 P6183R | GD09
P6173 | GC07 P6183 | GC09




STONE ASH
59.2x59.2 cm ret.
60x60 cm

P6177R | GD08 P6187R | GD09
P6177 | GC07 P6187 | GC09




CEMENT ASH
45x45 cm

PE042 | GC01 PE062 | GC03




MOSAIC FLOW CEMENT ASH
(4.7X4.7 CM) (PIECE)
29.5x29.5x0.85 cm DC4053 | GJ32




STONE ASH
45x45 cm


PE046 | GC01 PE066 | GC03



MOSAIC FLOW STONE ASH
(4.7X4.7 CM) (PIECE)
29.5x29.5x0.85 cm DC4057 | GJ32



MOSAIC ARROW FLOW CEMENT ASH (PIECE)
22.4x29.5x0.85 cm DC6013 | GJ33




MOSAIC STICKS FLOW CEMENT ASH (PIECE)
29.5x29.5x0.85 cm DC3703 | GJ36



MOSAIC ARROW FLOW STONE ASH (PIECE)
22.4x29.5x0.85 cm DC6017 | GJ33



MOSAIC STICKS FLOW STONE ASH (PIECE)
29.5x29.5x0.85 cm DC3707 | GJ36



CEMENT COAL
44.3x88.8 cm ret. P9174R | GD11



STONE COAL
44.3x88.8 cm ret. P9178R | GD11



CEMENT COAL
29.5x59.2 cm ret. 30x60 cm P3124R | GD06 P3124 | GC06



STONE COAL
29.5x59.2 cm ret. 30x60 cm P3128R | GD06 P3128 | GC06




CEMENT COAL
59.2x59.2 cm ret. 60x60 cm P6174R | GD08 P6184R | GD09 P6174 | GC07 P6184 | GC09




STONE COAL
59.2x59.2 cm ret. 60x60 cm P6178R | GD08 P6188R | GD09 P6178 | GC07 P6188 | GC09




CEMENT COAL
45x45 cm PE043 | GC01 PE063 | GC03




MOSAIC FLOW CEMENT COAL (4.7X4.7 CM) (PIECE)
29.5x29.5x0.85 cm DC4054 | GJ32



STONE COAL
45x45 cm PE047 | GC01 PE067 | GC03



MOSAIC FLOW STONE COAL (4.7X4.7 CM) (PIECE)
29.5x29.5x0.85 cm DC4058 | GJ32



MOSAIC ARROW FLOW CEMENT COAL (PIECE)
22.4x29.5x0.85 cm DC6014 | GJ33



MOSAIC STICKS FLOW CEMENT COAL (PIECE)
29.5x29.5x0.85 cm DC3704 | GJ36



MOSAIC ARROW FLOW STONE COAL (PIECE)
22.4x29.5x0.85 cm DC6018 | GJ33



MOSAIC STICKS FLOW STONE COAL (PIECE)
29.5x29.5x0.85 cm DC3708 | GJ36



Flow Cement Sand 44.3x88.8 cm ret. Natural P9172R
Flow Stone Coal 44.3x88.8 cm ret. Natural P9178R
Flow Cement Coal 44.3x88.8 cm ret. Natural P9174R

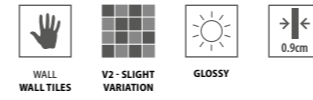
SPECIAL PIECES

Stairstep Degrau . Nez-de-Marche Stufe . Peldaño	Step Extra Fluted* Degrau Espessurado. Nez de Marche Forte Epaisseur Winkelstufe . Peldaño con Espesor	Skirting Rodapé . Plinthe Sockel . Rodapié
44.3x88.8x1 cm ret. GJ46	29.5x88.8x1 cm ret. GJ59	8x44.3x1 cm ret. GJ09
59.2x59.2x1 cm ret. GJ42	29.5x59.2x1 cm ret. GJ58	8x59.2x1 cm ret. GJ14
29.5x59.2x1 cm ret. GJ33	29.5x59.2x0.85 cm ret. GJ58	8x60x1 cm GJ10
29.5x59.2x0.85 cm ret. GJ30		8x45x0.85 cm GJ07
60x60x1 cm GJ36		
45x45x0.85 cm GJ28		
30x60x1 cm GJ28		
30x60x0.85 cm GJ24		

PACKING AND WEIGHT

Sizes (cm) Dimensão . Format Maße . Formato	Pieces Peças . Piezas Stück . Piezas	SQM M ²	Weight Peso . Poids Gewicht . Peso	Box Caixa . Boite Karton . Caja	SQM M ²	Weight Peso . Poids Gewicht . Peso
44.3x88.8x1 ret.	2	0.787	17.72	43	33.841	782
59.2x59.2x1 ret.	3	1.050	23.20	36	37.800	855
29.5x59.2x0.85 ret.	7	1.220	22.60	40	48.800	924
60x60x1	3	1.080	23.78	36	38.880	876
45x45x0.85	5	1.010	19.20	36	36.360	711
30x60x0.85	7	1.260	23.40	40	50.400	956

* Minimum of 10 pieces . Quantidade mínima de 10 peças . Quantité minimum de 10 pièces . Mindestmenge: 10 Stücke . Cantidad mínima de 10 piezas



Wall:
Flow Majólíca Cloud 8.6x26.2 cm Glossy C0817
Flow Cement Cloud 29.5x59.2 cm ret. Natural P3121R

Floor:
Flow Cement Cloud 59.2x59.2 cm ret. Natural P6171R
Flow Stone Cloud 59.2x59.2 cm ret. Natural P6175R



MAJÓLICA CLOUD
 8.6x26.2 cm C0817 | GG03



MAJÓLICA SAND
 8.6x26.2 cm C0818 | GG03



MAJÓLICA ASH
 8.6x26.2 cm C0819 | GG03



MAJÓLICA COAL
 8.6x26.2 cm C0820 | GG03

PACKING AND WEIGHT

Size (cm) Dimensão . Format Maße . Formato	Pieces Peças . Pièces Stück . Piezas	SQM M²	Weight Peso . Poids Gewicht . Peso	Box Caixa . Boite Karton . Caja	SQM M²	Weight Peso . Poids Gewicht . Peso
8.6x26.2x0.9	25	0.563	8.74	72	40.536	645




Flow Majólíca Ash 8.6x26.2 cm Glossy C0819
Flow Stone Ash 29.5x59.2 cm ret. Natural P3127R

Backstage


The allure of aged microcement in elegant and sophisticated atmospheres.

O fascínio do microcimento envelhecido em ambientes elegantes e sofisticados.
L'attrait du microciment vieilli dans des ambiances élégantes et sophistiquées.
Der Reiz von gealtertem Mikrozeement in eleganter und raffinierter Atmosphäre.
El encanto del microcemento envejecido en ambientes elegantes y sofisticados.


WHITE




GREY



DARK GREY



GREEN



BLUE



3 FORMATS

Porcelain Tiles

→|← 1 cm
60x60 / 23.6"x23.6"
15x15 / 5.9"x5.9"

2 FINISHES

Porcelain Tiles

Natural
Anti-Slip

SLIP RESISTANCE

Porcelain Tiles

Natural
R10 / Class 2
PTV ≥36

Anti-Slip
R11 / A+B+C
Class 3 / PTV ≥36

Wall:
Mosaic Hexa Slim Backstage Blue 28.1x34.1 cm Natural DC1025
Backstage Grey 29.5x59.2 cm ret. Natural P3102R

Floor:
Backstage Dark Grey 59.2x59.2 cm ret. Natural P6122R



SEE IT IN YOUR ROOM!





Mosaic Backstage Grey 29.5x29.5 cm Natural DC4032




WHITE
29.5x59.2 cm ret.
30x60 cm
P3101R | GD08
P3101 | GC08



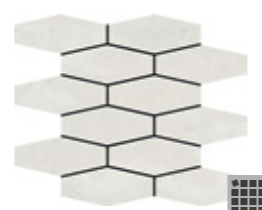
WHITE
59.2x59.2 cm ret.
60x60 cm
P6120R | GD09
P6120 | GC10
P6125R | GD10
P6125 | GC11



WHITE
14.6x14.6 cm ret.
P6120RC5 | GD21



MOSAIC BACKSTAGE WHITE
(4.7X4.7 CM) (PIECE)
29.5x29.5x0.85 cm
DC4031 | GJ33



MOSAIC HEXA SLIM BACKSTAGE
WHITE (PIECE)
28.1x34.1x0.85 cm
DC1021 | GJ39




GREY
29.5x59.2 cm ret.
30x60 cm
P3102R | GD08
P3102 | GC08



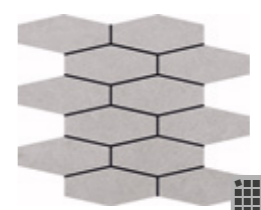
GREY
59.2x59.2 cm ret.
60x60 cm
P6121R | GD09
P6121 | GC10
P6126R | GD10
P6126 | GC11



GREY
14.6x14.6 cm ret.
P6121RC5 | GD21



MOSAIC BACKSTAGE GREY
(4.7X4.7 CM) (PIECE)
29.5x29.5x0.85 cm
DC4032 | GJ33



MOSAIC HEXA SLIM BACKSTAGE
GREY (PIECE)
28.1x34.1x0.85 cm
DC1022 | GJ39




DARK GREY
29.5x59.2 cm ret.
30x60 cm
P3103R | GD08
P3103 | GC08



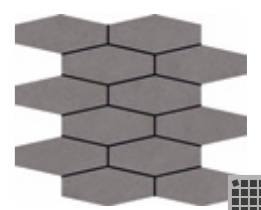
DARK GREY
59.2x59.2 cm ret.
60x60 cm
P6122R | GD09
P6122 | GC10
P6127R | GD10
P6127 | GC11



DARK GREY
14.6x14.6 cm ret.
P6122RC5 | GD21



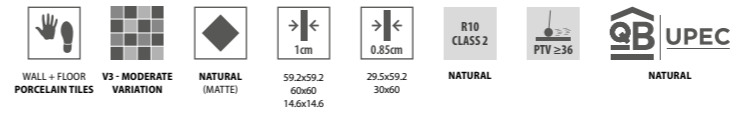
MOSAIC BACKSTAGE DARK GREY
(4.7X4.7 CM) (PIECE)
29.5x29.5x0.85 cm
DC4033 | GJ33



MOSAIC HEXA SLIM BACKSTAGE
DARK GREY (PIECE)
28.1x34.1x0.85 cm
DC1023 | GJ39



Wall:
 Backstage Green 29.5x59.2 cm Natural P3104R
 Backstage Dark Grey 29.5x59.2 cm ret. Natural P3103R
Floor:
 Backstage Dark Grey 59.2x59.2 cm ret. Natural P6122R



Backstage




GREEN
 29.5x59.2 cm ret.
 30x60 cm
 P3104R | GD08
 P3104 | GC08



BLUE
 29.5x59.2 cm ret.
 30x60 cm
 P3105R | GD08
 P3105 | GC08



GREEN
 59.2x59.2 cm
 60x60 cm
 P6123R | GD09
 P6123 | GC11




BLUE
 59.2x59.2 cm
 60x60 cm
 P6124R | GD09
 P6124 | GC11




GREEN
 14.6x14.6 cm ret. P6123RC5 | GD21




BLUE
 14.6x14.6 cm ret. P6124RC5 | GD21



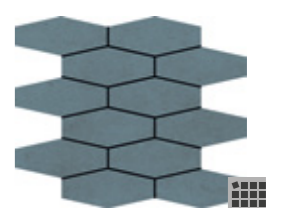
MOSAIC BACKSTAGE GREEN
 (4.7X4.7 CM) (PIECE)
 29.5x29.5x0.85 cm DC4034 | GJ33



MOSAIC HEXA SLIM BACKSTAGE GREEN (PIECE)
 28.1x34.1x0.85 cm DC1024 | GJ39



MOSAIC BACKSTAGE BLUE
 (4.7X4.7 CM) (PIECE)
 29.5x29.5x0.85 cm DC4035 | GJ33



MOSAIC HEXA SLIM BACKSTAGE BLUE (PIECE)
 28.1x34.1x0.85 cm DC1025 | GJ39

SPECIAL PIECES

Stairstep Degrau . Nez-de-Marche Stufe . Peldaño	Step Extra Fluted* Degrau Espessurado. Nez de Marche Forte Epaisseur Winkelstufe . Peldaño con Espesor	Skirting Rodapé . Plinthe Sockel . Rodapié
59.2x59.2x1 cm ret. GJ42	29.5x59.2x1 cm ret. GJ58	8x59.2x1 cm ret. GJ14
29.5x59.2x1 cm ret. GJ33	29.5x59.2x0.85 cm ret. GJ58	8x60x1 cm GJ10
29.5x59.2x0.85 cm ret. GJ30		
60x60x1 cm GJ36		
30x60x1 cm GJ28		
30x60x0.85 cm GJ24		

PACKING AND WEIGHT

Sizes (cm) Dimensão . Format Maße . Formato	Pieces Peças . Pièces Stück . Piezas	SQM M²	Weight Peso . Poids Gewicht . Peso	Box Caixa . Boîte Karton . Caja	SQM M²	Weight Peso . Poids Gewicht . Peso
59.2x59.2x1 ret.	3	1.050	23.20	36	37.800	855
29.5x59.2x0.85 ret.	7	1.220	22.60	40	48.800	924
14.6x14.6x1 ret.	38	0.810	16.84	52	42.120	925
60x60x1	3	1.080	23.78	36	38.880	876
30x60x0.85	7	1.260	23.40	40	50.400	956

* Minimum of 10 pieces . Quantidade mínima de 10 peças . Quantité minimum de 10 pièces . Mindestmenge: 10 Stücke . Cantidad mínima de 10 piezas



Kompact

Microcement in a raw state for the creation of refined spaces.

Microcimento em estado bruto para a criação de ambientes refinados.
 Microciment brut pour créer des environnements raffinés.
 Mikroement im Rohzustand zur Schaffung raffinierter Umgebungen.
 Microcemento en estado crudo para crear ambientes refinados.


WHITE




BEIGE



GREY



DARK GREY



1 FORMAT

Porcelain Tiles

→|← 1 cm
 60x60 / 23.6"x23.6"

2 FINISHES

Porcelain Tiles

Natural
 Anti-Slip

SLIP RESISTANCE

Porcelain Tiles


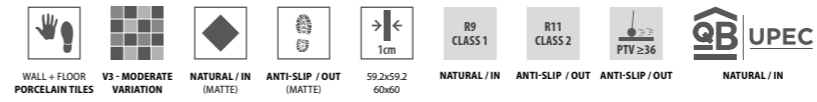
Natural
 R9 / Class 1

Anti-Slip
 R11 / Class 2
 PTV ≥36



SEE IT IN YOUR ROOM!

Kompact White 59.2x59.2 cm ret. Natural PT84R



WHITE
59.2x59.2 cm ret.
60x60 cm

PT84R | GD09
PT84 | GC08



BEIGE
59.2x59.2 cm ret.
60x60 cm

PT85R | GD09
PT85 | GC08



GREY
59.2x59.2 cm ret.
60x60 cm

PT87R | GD09
PT87 | GC08



DARK GREY
59.2x59.2 cm ret.
60x60 cm

PT88R | GD09
PT88 | GC08

SPECIAL PIECES

Stairstep Degrau . Nez-de-Marche Stufe . Peldaño	Step Extra Fluted* Degrau Espessurado. Nez de Marche Forte Epaisseur Winkelstufe . Peldaño con Espesor	Skirting Rodapé . Plinthe Sockel . Rodapié
59.2x59.2x1 cm ret. GJ42	29.5x59.2x1 cm ret. GJ58	8x59.2x1 cm ret. GJ14
29.5x59.2x1 cm ret. GJ33		8x60x1 cm GJ10
60x60x1 cm GJ36		
30x60x1 cm GJ28		

PACKING AND WEIGHT

Sizes (cm) Dimensão . Format Maße . Formato	Pieces Peças . Pièces Stück . Piezas	SQM M ²	Weight Peso . Poids Gewicht . Peso	Box Caixa . Bolte Karton . Caja	SQM M ²	Weight Peso . Poids Gewicht . Peso
59.2x59.2x1 ret.	3	1.050	23.20	36	37.800	855
60x60x1	3	1.080	23.78	36	38.880	876

* Minimum of 10 pieces . Quantidade mínima de 10 peças . Quantité minimum de 10 pièces . Mindestmenge: 10 Stücke . Cantidad mínima de 10 piezas

Boulevard

Industrially inspired cement for stylish areas.

Cimento de inspiração industrial para espaços cheios de estilo.
 Ciment d'inspiration industrielle pour des espaces au style affirmé.
 Industriell inspirierter Zement für stilvolle Räume.
 Cemento de inspiración industrial para espacios llenos de estilo.



LIGHT



GREIGE



GREY



DARK



4 FORMATS

Porcelain Tiles

→|← 1 cm
 45x90 / 17.7"x35.4"
 60x60 / 23.6"x23.6"

2 FINISHES

Porcelain Tiles

Natural
 Anti-Slip

SLIP RESISTANCE

Porcelain Tiles

Natural
 R9 / A
 Class 1

 Anti-Slip
 R11 / A+B
 Class 2 / PTV ≥36



SEE IT IN YOUR ROOM!

Wall:
 Boulevard Grey 29.5x59.2 cm ret. Natural P3082R

Floor:
 Boulevard Grey 59.2x59.2 cm ret. Natural P6097R



Boulevard Grey 59.2x59.2 cm ret. Natural P6097R



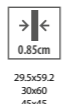
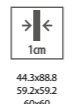
Wall:
Boulevard Dark 29.5x59.2 cm ret. Natural P3083R

Floor:
Boulevard Dark 59.2x59.2 cm ret. Natural P6098R
Boulevard Dark 29.5x59.2 cm ret. Anti-Slip P3087R



Boulevard Greige 44.3x88.8 cm ret. Natural P9106R

Boulevard



LIGHT
44.3x88.8 cm ret.

◆
P9105R | GD11



GREIGE
44.3x88.8 cm ret.

◆
P9106R | GD11



LIGHT
29.5x59.2 cm ret.
30x60 cm

◆ □
P3080R | GD07 P3084R | GD08
P3080 | GC07 P3084 | GC08



GREIGE
29.5x59.2 cm ret.
30x60 cm

◆ □
P3081R | GD07 P3085R | GD08
P3081 | GC07 P3085 | GC08



LIGHT
59.2x59.2 cm ret.
60x60 cm

◆ □
P6095R | GD07 P6131R | GD08
P6095 | GC08 P6131 | GC09



GREIGE
59.2x59.2 cm ret.
60x60 cm

◆ □
P6096R | GD07 P6132R | GD08
P6096 | GC08 P6132 | GC09



LIGHT
45x45 cm

◆
PE020 | GC02



GREIGE
45x45 cm

◆
PE021 | GC02



MOSAIC BOULEVARD LIGHT
(4.7X4.7 CM) (PIECE)
29.5x29.5x0.85 cm DC370 | GJ30



MOSAIC BOULEVARD GREIGE
(4.7X4.7 CM) (PIECE)
29.5x29.5x0.85 cm DC371 | GJ30



Boulevard Light 44.3x88.8 cm ret. Natural P9105R



Boulevard Grey 59.2x59.2 cm ret. Natural P6097R



GREY
44.3x88.8 cm ret.

P9107R | GD11




DARK
44.3x88.8 cm ret.

P9108R | GD11



GREY
29.5x59.2 cm ret.
30x60 cm

P3082R | GD07 P3086R | GD08
 P3082 | GC07 P3086 | GC08



DARK
29.5x59.2 cm ret.
30x60 cm

P3083R | GD07 P3087R | GD08
 P3083 | GC07 P3087 | GC08



GREY
59.2X59.2 cm ret.
60X60 cm

P6097R | GD07 P6133R | GD08
 P6097 | GC08 P6133 | GC09



DARK
59.2X59.2 cm ret.
60X60 cm

P6098R | GD07 P6134R | GD08
 P6098 | GC08 P6134 | GC09



GREY
45X45 cm

PE022 | GC02




DARK
45X45 cm

PE023 | GC02



MOSAIC BOULEVARD GREY
(4.7X4.7 CM) (PIECE)
29.5x29.5x0.85 cm DC372 | GJ30



MOSAIC BOULEVARD DARK
(4.7X4.7 CM) (PIECE)
29.5x29.5x0.85 cm DC373 | GJ30

SPECIAL PIECES

Stairstep Degrau . Nez-de-Marche Stufe . Peldaño	Step Extra Fluted* Degrau Espessurado. Nez de Marche Forte Epaisseur Winkelstufe . Peldaño con Espesor	Skirting Rodapé . Plinthe Sockel . Rodapié
44.3x88.8x1 cm ret. GJ46	29.5x88.8x1 cm ret. GJ59	8x44.3x1 cm ret. GJ09
59.2x59.2x1 cm ret. GJ42	29.5x59.2x1 cm ret. GJ58	8x59.2x1 cm ret. GJ14
29.5x59.2x1 cm ret. GJ33	29.5x59.2x0.85 cm ret. GJ58	8x60x1 cm GJ10
29.5x59.2x0.85 cm ret. GJ30		8x45x0.85 cm GJ07
60x60x1 cm GJ36		
45x45x0.85 cm GJ28		
30x60x1 cm GJ28		
30x60x0.85 cm GJ24		

PACKING AND WEIGHT

Sizes (cm) Dimensão . Format Maße . Formato	Pieces Peças . Pièces Stück . Piezas	SQM M²	Weight Peso . Poids Gewicht . Peso	Box Caixa . Bolte Karton . Caja	SQM M²	Weight Peso . Poids Gewicht . Peso
44.3x88.8x1 ret.	2	0.787	17.72	43	33.841	782
59.2x59.2x1 ret.	3	1.050	23.20	36	37.800	855
29.5x59.2x0.85 ret.	7	1.220	22.60	40	48.800	924
60x60x1	3	1.080	23.78	36	38.880	876
45x45x0.85	5	1.010	19.20	36	36.360	711
30x60x0.85	7	1.260	23.40	40	50.400	956

* Minimum of 10 pieces . Quantidade mínima de 10 peças . Quantité minimum de 10 pièces . Mindestmenge: 10 Stücke . Cantidad mínima de 10 piezas



Concrete

The sublime authenticity of cement in spaces full of character.


A sublime autenticidade do cimento em espaços cheios de carácter.
 La sublime authenticité du ciment pour des espaces de caractère.
 Das Erhabene Authentizität von Zement in Räumen voller Charakter.
 La sublime autenticidad de cemento en espacios llenos de carácter.

BLEND

MASS

FUSE

JOIN



4 FORMATS

Porcelain Tiles

→|← 1 cm

45x90 / 17.7"x35.4"
 22x90 / 8.7"x35.4"
 60x60 / 23.6"x23.6"
 30x60 / 11.8"x23.6"

3 FINISHES

Porcelain Tiles

Natural
 Semi-Polished Matte
 Semi-Polished Shine

SLIP RESISTANCE

Porcelain Tiles

Natural
 R10
 Class 1



SEE IT IN YOUR ROOM!

Concrete Fuse 59.2x59.2 cm ret. Natural PT68R



Wall:
Concrete Blend 22.05x88.8 cm ret. Semi-Polished CT56PC2
Floor:
Concrete Blend 59.2x59.2 cm ret. Semi-Polished PT66P



Concrete Join 59.2x59.2 cm ret. Semi-Polished Shine PT69SPB



Left Wall:
Concrete Join 22.05x88.8 cm ret. Semi-Polished CT59PC2

Right Wall:
Concrete Mass 22.05x88.8 cm ret. Semi-Polished CT57PC2

Floor:
Decor Shadow Concrete 59.2x59.2 cm ret. Semi-Polished PT65P



Concrete Blend 59.2x59.2 cm ret. Natural PT66R



BLEND
44.3x88.8 cm ret. CT56R | GD19 CT56P | GD20



MASS
44.3x88.8 cm ret. CT57R | GD19 CT57P | GD20




BLEND
22.05x88.8 cm ret. CT56RC2 | GD19 CT56PC2 | GD20



MASS
22.05x88.8 cm ret. CT57RC2 | GD19 CT57PC2 | GD20



BLEND
29.5x59.2 cm ret. PT66RC | GD13 PT66PC | GD17



MASS
29.5x59.2 cm ret. PT67RC | GD13 PT67PC | GD17




BLEND
59.2x59.2 cm ret. PT66R | GD16 PT66P | GD19 PT66SPB | GD22



MASS
59.2x59.2 cm ret. PT67R | GD16 PT67P | GD19 PT67SPB | GD22



MOSAIC CONCRETE BLEND
(4.7X4.7 CM) (PIECE) DC110 | GJ35




MOSAIC MERGE CONCRETE
(2.5X2.5 CM) (PIECE) DC107^(A) | GJ46




DECOR SHADOW PT65R | GD17 PT65P | GD20




MOSAIC CONCRETE MASS
(4.7X4.7 CM) (PIECE) DC111 | GJ35



FUSE
44.3x88.8 cm ret. CT58R | GD19 CT58P | GD20



FUSE
22.05x88.8 cm ret. CT58RC2 | GD19 CT58PC2 | GD20



FUSE
29.5x59.2 cm ret. PT68RC | GD13 PT68PC | GD17




FUSE
59.2x59.2 cm ret. PT68R | GD16 PT68P | GD19 PT68SPB | GD22




MOSAIC CONCRETE FUSE
(4.7x4.7 CM) (PIECE) DC112 | GJ35



JOIN
44.3x88.8 cm ret. CT59R | GD19 CT59P | GD20



JOIN
22.05x88.8 cm ret. CT59RC2 | GD19 CT59PC2 | GD20



JOIN
29.5x59.2 cm ret. PT69RC | GD13 PT69PC | GD17



JOIN
59.2x59.2 cm ret. PT69R | GD16 PT69P | GD19 PT69SPB | GD22



MOSAIC CONCRETE JOIN
(4.7x4.7 CM) (PIECE) DC113 | GJ35



Wall:
Concrete Blend 59.2x59.2 cm ret. Semi-Polished PT66P

Floor:
Concrete Join 59.2x59.2 cm ret. Semi-Polished PT69P

SPECIAL PIECES

Stairstep Degrau, Nez-de-Marche Stufe, Peldaño	Step Extra Fluted* Degrau Espessurado, Nez de Marche Forte Epaisseur Winkelstufe, Peldaño con Espesor	Skirting Rodapé, Plinthe Sockel, Rodapié
44.3x88.8x1 cm ret. GJ46	29.5x88.8x1 cm ret. GJ59	8x44.3x1 cm ret. GJ09
59.2x59.2x1 cm ret. GJ42	29.5x59.2x1 cm ret. GJ58	8x59.2x1 cm ret. GJ14
29.5x59.2x1 cm ret. GJ33		

PACKING AND WEIGHT

Sizes (cm) Dimensão, Format Maße, Formato	Pieces Peças, Pièces Stück, Piezas	SQM M ²	Weight Peso, Poids Gewicht, Peso	Box Caixa, Bolte Karton, Caja	SQM M ²	Weight Peso, Poids Gewicht, Peso
44.3x88.8x1 ret.	2	0.787	17.72	43	33.841	782
22.05x88.8x1 ret.	5	0.980	21.67	44	43.120	973
59.2x59.2x1 ret.	3	1.050	23.20	36	37.800	855
29.5x59.2x1 ret.	6	1.050	22.79	32	33.600	754

* Minimum of 10 pieces. Quantidade mínima de 10 peças. Quantité minimum de 10 pièces. Mindestmenge: 10 Stücke. Cantidad mínima de 10 piezas



Studio

Modern and welcoming spaces.

Espaços modernos e acolhedores.
 Espaces modernes et accueillants.
 Moderne und gemütliche Räume.
 Espacios modernos y acogedores.

WHITE

BEIGE

GREY

ANTHRACITE



6 FORMATS

Porcelain Tiles

→ 1 cm
 60x60 / 23.6"x23.6"

Glazed Floor Tiles

→ 0.85 cm
 45x45 cm / 17.7"x17.7"
 20x20 cm / 7.9"x7.9"

Wall Tiles

→ 0.85 cm
 30x60 / 11.8"x23.6"

→ 0.77 cm

27x42 / 10.6"x16.5"
 20x40 / 7.9"x15.7"

2 FINISHES

Porcelain Tiles

Natural

Glazed Floor Tiles

Matte

Wall Tiles

Matte

SLIP RESISTANCE

Porcelain Tiles

Natural
 R9

Glazed Floor Tiles

Natural (45x45)
 R10 / A



SEE IT IN YOUR ROOM!

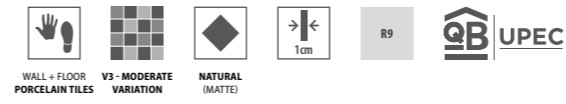
Wall:
Studio Beige 30x60 cm R3772
Decor Talisman Studio 30x60 cm R3819

Floor:
Studio Beige 60x60 cm P6152




Wall:
Studio Anthracite 30x60 cm R3774
Decor Geo Studio 30x60 cm R3775

Floor:
Studio Grey 45x45 cm C462



Wall:
Studio Grey 30x60 cm R3773
Decor Geo Studio 30x60 cm R3775
 Floor:
Studio Anthracite 60x60 cm P6154



WHITE
 60x60 cm
 P6151 | GC05



BEIGE
 60x60 cm
 P6152 | GC05



GREY
 60x60 cm
 P6153 | GC05



ANTHRACITE
 60x60 cm
 P6154 | GC05

SPECIAL PIECES



Stairstep
 Degrau . Nez-de-Marche
 Stufe . Peldaño
 60x60x1 cm | GJ36

Skirting
 Rodapé . Plinthe
 Sockel . Rodapié
 8x60x1 cm | GJ10

PACKING AND WEIGHT

Size (cm) Dimensão . Format Maße . Formato	Pieces Peças . Pièces Stück . Piezas	SQM M ²	Weight Peso . Poids Gewicht . Peso	Box Caixa . Boite Karton . Caja	SQM M ²	Weight Peso . Poids Gewicht . Peso
60x60x1	3	1.080	23.78	36	38.880	876

Studio



WHITE
30x60 cm
R3771 | GA12



WHITE
26.7x41.6 cm
R2745 | GA06



WHITE
20x40 cm
R2425 | GA06



PRÉ-CORTE WHITE m²
20x40 cm
R2431 | GA10




BEIGE
30x60 cm
R3772 | GA12




BEIGE
26.7x41.6 cm
R2746 | GA06



BEIGE
20x40 cm
R2426 | GA06



PRÉ-CORTE BEIGE m²
20x40 cm
R2432 | GA10




GREY
30x60 cm
R3773 | GA12



GREY
26.7x41.6 cm
R2747 | GA06



GREY
20x40 cm
R2427 | GA06



PRÉ-CORTE GREY m²
20x40 cm
R2433 | GA10



ANTHRACITE
30x60 cm
R3774 | GA12



ANTHRACITE
26.7x41.6 cm
R2748 | GA06



ANTHRACITE
20x40 cm
R2428 | GA06



PRÉ-CORTE ANTHRACITE m²
20x40 cm
R2434 | GA10



DECOR GEO m²
30x60 cm
R3775^(A) | GA13



DECOR GEO m²
26.7x41.6 cm
R2749^(A) | GA07



DECOR GEO m²
20x40 cm
R2429^(A) | GA07



DECOR TALISMAN m²
30x60 cm
R3819 | GA13

PACKING AND WEIGHT

Sizes (cm) Dimensão . Format Maße . Formato	Pieces Peças . Pièces Stück . Piezas	SQM M ²	Weight Peso . Poids Gewicht . Peso	Box Caixa . Boite Karton . Caja	SQM M ²	Weight Peso . Poids Gewicht . Peso
30x60x0.85	8	1.460	20.63	32	46.720	680
26.7x41.6x0.77	9	1.000	13.13	78	78.000	1044
20x40x0.77	15	1.200	15.70	64	76.800	1018




Wall:
Decor Geo Studio 26.7x41.6 cm R2749

Floor:
Studio White 45x45 cm C460



Wall:
Studio Anthracite 30x60 cm R3774
Decor Geo Studio 30x60 cm R3775

Floor:
Studio Grey 45x45 cm C462



WHITE 45x45 cm C460 | GI08

BEIGE 45x45 cm C461 | GI08

GREY 45x45 cm C462 | GI08

ANTHRACITE 45x45 cm C463 | GI08

WHITE 20x20 cm PH60 | GI09

BEIGE 20x20 cm PH61 | GI09

GREY 20x20 cm PH62 | GI09

ANTHRACITE 20x20 cm PH63 | GI09



Studio Grey 20x20 cm PH62

SPECIAL PIECES

Stairstep Degrau, Nez-de-Marche Stufe, Peldaño	Skirting Rodapé, Plinthe Sockel, Rodapié
45x45x0.85 cm GJ21	8x45x0.85 cm GJ03 8x20x0.85 cm GJ01

PACKING AND WEIGHT

Sizes (cm) Dimensão, Format Maße, Formato	Pieces Peças, Pièces Stück, Piezas	SQM M ²	Weight Peso, Poids Gewicht, Peso	Box Caixa, Bolte Karton, Caja	SQM M ²	Weight Peso, Poids Gewicht, Peso
45x45x0.85	5	1.010	18.23	36	36.360	671
20x20x0.85	20	0.800	14.44	72	57.600	1060



Alpe

Modern spaces with personality.

Ambientes modernos repletos de personalidade.
 Environnements modernes avec du caractère.
 Moderne Umgebung voller Persönlichkeit.
 Ambientes modernos llenos de personalidad.

WHITE

GREY

ANTHRACITE



3 FORMATS

Wall Tiles

→|← 0.85 cm
 30x60 / 11.8"x23.6"

→|← 0.77 cm
 27x42 / 10.6"x16.5"

Glazed Floor Tiles

→|← 0.85 cm
 45x45 cm / 17.7"x17.7"

1 FINISH

Wall Tiles

Matte

Glazed Floor Tiles

Matte

SLIP RESISTANCE

Glazed Floor Tiles

Matte
 R9 / A / Class 1



SEE IT IN YOUR ROOM!

Right Wall:
 Alpe White 26.7x41.6 cm 3156
 Alpe Anthracite 26.7x41.6 cm 3158

Left Wall:
 Decor Hidra Alpe Grey 26.7x41.6 cm 3159



Mosaic Alpe Grey 29.5x29.5 cm DC721



Alpe Anthracite 30x60 cm R852



Left Wall:
Alpe Grey 30x60 cm R851

Front Wall:
Alpe Anthracite 30x60 cm R852
Mosaic Mix Alpe 29.5x29.5 cm DC723

Floor:
Alpe Grey 45x45 cm C451



WHITE
29.5x59.2 cm ret.
30x60 cm
R850R | GB04
R850 | GA12



GREY
29.5x59.2 cm ret.
30x60 cm
R851R | GB04
R851 | GA12



ANTHRACITE
29.5x59.2 cm ret.
30x60 cm
R852R | GB04
R852 | GA12



PÓS-CORTE WHITE m²
30x60 cm
R862 | GA24




PÓS-CORTE GREY m²
30x60 cm
R863 | GA24



PÓS-CORTE ANTHRACITE m²
30x60 cm
R864 | GA24




WHITE
26.7x41.6 cm
3156 | GA06




GREY
26.7x41.6 cm
3157 | GA06




ANTHRACITE
26.7x41.6 cm
3158 | GA06




MOSAIC ALPE WHITE
(2.5X2.5 cm) (PIECE)
29.5x29.5x0.77 cm DC720 | GJ26



MOSAIC ALPE GREY
(2.5X2.5 cm) (PIECE)
29.5x29.5x0.77 cm DC721 | GJ26



MOSAIC ALPE ANTHRACITE
(2.5X2.5 cm) (PIECE)
29.5x29.5x0.77 cm DC722 | GJ26




MOSAIC MIX ALPE
(2.5X2.5 cm) (PIECE)
29.5x29.5x0.77 cm DC723^(A) | GJ26



DECOR HIDRA ALPE GREY m²
29.5x59.2 cm ret.
30x60 cm
R858R^(A) | GB05
R858^(A) | GA13



DECOR HIDRA ALPE GREY m²
26.7x41.6 cm
3159^(A) | GA07



MOSAIC HIDRA ALPE GREY
(2.5X2.5 cm) (PIECE)
29.5x29.5x0.77 cm DC724^(A) | GJ28



FAIXA HIDRA ALPE GREY (PIECE)
7.2x59.2x0.85 cm
7.2x60x0.85 cm
F874R^(A) | GJ10
F874^(A) | GJ09



FAIXA HIDRA ALPE GREY (PIECE)
6.3x41.6x0.77 cm
F2742^(A) | GJ06



Decor Hidra Alpe Grey 26.7x41.6 cm 3159

^(A) Random Drawing - Desenho Aleatório - Dessin Aléatoire - Wechselndes Design - Diseño Aleatorio - 12 DIFFERENT PIECES

SPECIAL PIECES



Profile
Perfil . Profil
Profil . Perfil
2x59.2x0.85 cm ret. | GJ44
2x29.5x0.85 cm ret. | GJ35

PACKING AND WEIGHT

Sizes (cm) Dimensão . Format Maße . Formato	Pieces Peças . Pièces Stück . Piezas	SQM M ²	Weight Peso . Poids Gewicht . Peso	Box Caixa . Boite Karton . Caja	SQM M ²	Weight Peso . Poids Gewicht . Peso
29.5x59.2x0.85 ret.	8	1.400	19.81	32	44.800	654
30x60x0.85	8	1.460	20.63	32	46.720	680
26.7x41.6x0.77	9	1.000	13.13	78	78.000	1044



WHITE
45x45 cm

□
C450 | G108



GREY
45x45 cm

□
C451 | G108



ANTHRACITE
45x45 cm

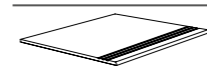
□
C452 | G108



Alpe Grey 45x45 cm C451

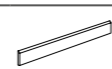
Alpe Anthracite 45x45 cm C452

SPECIAL PIECES



Stairstep
Degrau . Nez-de-Marche
Stufe . Peldaño

45x45x0.85 cm | GJ21



Skirting
Rodapé . Plinthe
Sockel . Rodapié

8x45x0.85 cm | GJ03

PACKING AND WEIGHT



Sizes (cm)
Dimensão . Format
Maße . Formato

45x45x0.85



Pieces
Peças . Pièces
Stück . Piezas

5



SQM
M²

1.010



Weight
Peso . Poids
Gewicht . Peso

18.23



Box
Caixa . Boite
Karton . Caja

36



SQM
M²

36.360




Weight
Peso . Poids
Gewicht . Peso

671

Touch

A touch of comfort by the blend of plaster and linen.

Um toque de conforto obtido através da mistura de gesso e linho.
 Une touche de confort obtenue en mélangeant plâtre et lin.
 Ein Hauch von Komfort durch eine Mischung aus Putz und Leinen.
 Un toque de confort obtenido mediante la mezcla de yeso y lino.



3 FORMATS

Wall Tiles

→ 0.85 cm
30x60 / 11.8"x23.6"

→ 0.77 cm
27x42 / 10.6"x16.5"

Glazed Floor Tiles

→ 0.85 cm
45x45 cm / 17.7"x17.7"

1 FINISH

Wall Tiles

Matte

Glazed Floor Tiles

Matte

SLIP RESISTANCE

Glazed Floor Tiles

Matte
R10 / A
Class 2



SEE IT IN YOUR ROOM!

Wall:
Touch Light Grey 29.5x59.2 cm ret. R3676R
Mosaic Touch Light Grey 29.5x29.5 cm DC755

Floor:
Noble Tortora 22.05x88.8 cm ret. Natural P9117C2
Noble Tortora 14.5x88.8 cm ret. Natural P9117C3



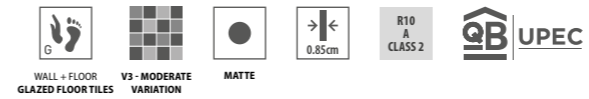
Touch Light Beige 29.5x59.2 cm ret. R3675R



Brick Touch Light 30x60 cm R3677



Touch Light 29.5x59.2 cm ret. R3674R



LIGHT
29.5x59.2 cm ret.
30x60 cm
R3674R | GB07
R3674 | GA14



LIGHT BEIGE
29.5x59.2 cm ret.
30x60 cm
R3675R | GB07
R3675 | GA14



LIGHT GREY
29.5x59.2 cm ret.
30x60 cm
R3676R | GB07
R3676 | GA14



BRICK LIGHT m²
30x60 cm
R3677 | GA17



BRICK LIGHT BEIGE m²
30x60 cm
R3678 | GA17



BRICK LIGHT GREY m²
30x60 cm
R3679 | GA17



LIGHT
26.7x41.6 cm
R2712 | GA09



LIGHT BEIGE
26.7x41.6 cm
R2713 | GA09



LIGHT GREY
26.7x41.6 cm
R2714 | GA09




BRICK LIGHT m²
26.7x41.6 cm
R2715 | GA11




BRICK LIGHT BEIGE m²
26.7x41.6 cm
R2716 | GA11




BRICK LIGHT GREY m²
26.7x41.6 cm
R2717 | GA11



MOSAIC TOUCH LIGHT
(2.5X2.5 cm) (PIECE)
29.5x29.5x0.85 cm
DC753 | GJ36



MOSAIC TOUCH LIGHT BEIGE
(2.5X2.5 cm) (PIECE)
29.5x29.5x0.85 cm
DC754 | GJ36




MOSAIC TOUCH LIGHT GREY
(2.5X2.5 cm) (PIECE)
29.5x29.5x0.85 cm
DC755 | GJ36



WHITE
45x45 cm
C445 | GI09



BEIGE
45x45 cm
C446 | GI09



GREY
45x45 cm
C447 | GI09



Wall:
Touch Light 26.7x41.6 cm R2712
Brick Touch Light 26.7x41.6 cm R2715

Floor:
Touch Grey 45x45 cm C447

SPECIAL PIECES

Stairstep Degrau . Nez-de-Marche Stufe . Peldaño	Skirting Rodapé . Plinthe Sockel . Rodapié	Profile Perfil . Profil Profil . Perfil
45x45x0.85 cm GJ21	8x45x0.85 cm GJ03	2x59.2x0.85 cm ret. GJ44 2x29.5x0.85 cm ret. GJ35

PACKING AND WEIGHT


Sizes (cm) Dimensão . Format Maße . Formato	Pieces Peças . Pièces Stück . Piezas	SQM M²	Weight Peso . Poids Gewicht . Peso	Box Caixa . Boite Karton . Caja	SQM M²	Weight Peso . Poids Gewicht . Peso
29.5x59.2x0.85 ret.	8	1.400	19.81	32	44.800	654
30x60x0.85	8	1.460	20.63	32	46.720	680
26.7x41.6x0.77	9	1.000	13.13	78	78.000	1044
45x45x0.85	5	1.010	18.23	36	36.360	671



Krea

**An extremely soft and subtle cement.
Maximum sophistication and elegance.**


Cimento extremamente suave e subtil. Máxima sofisticação e elegância.
Ciment extrêmement lisse et subtil. Sophistication et élégance maximales.
Extrem glatter und subtiler Zement. Maximale Raffinesse und Eleganz.
Cemento extremadamente suave y sutil. Máxima sofisticación y elegancia.




WHITE
45x45 cm C415 | G108



BEIGE
45x45 cm C416 | G108



CAMEL
45x45 cm C417 | G108



GREY
45x45 cm C418 | G108



GRAPHITE
45x45 cm C419 | G108



BLACK
45x45 cm C420 | G108

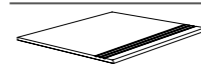


SEE IT IN YOUR ROOM!

Wall:
Mosaic Diamond Liv'in Mix 3 18x21 cm DC7003

Floor:
Krea Grey 45x45 cm C418

SPECIAL PIECES



Stairstep
Degrau . Nez-de-Marche
Stufe . Peldaño

45x45x0.85 cm | GJ21



Skirting
Rodapé . Plinthe
Sockel . Rodapié

8x45x0.85 cm | GJ03

PACKING AND WEIGHT



Sizes (cm)
Dimensão . Format
Maße . Formato

45x45x0.85



Pieces
Peças . Pièces
Stück . Piezas

5



SQM
M²

1.010



Weight
Peso . Poids
Gewicht . Peso

18.23



Box
Caixa . Boite
Karton . Caja

36



SQM
M²

36.360



Weight
Peso . Poids
Gewicht . Peso


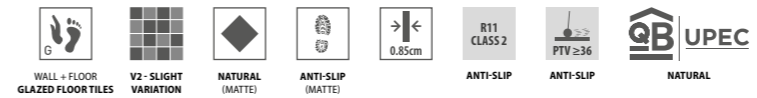
671



Focus

A timeless solution with an urban style.

Uma proposta intemporal num estilo urbano.
 Une proposition intemporelle dans un style urbain.
 Ein zeitloser Vorschlag im urbanen Stil.
 Una propuesta atemporal en un estilo urbano.



BEIGE
45x45 cm



GREY
45x45 cm



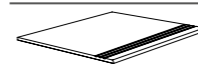
ANTHRACITE
45x45 cm



SEE IT IN YOUR ROOM!

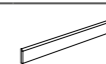
Focus Grey 45x45 cm Natural C402
 Focus Anthracite 45x45 cm Anti-Slip C407

SPECIAL PIECES



Stairstep
 Degrau . Nez-de-Marche
 Stufe . Peldaño

45x45x0.85 cm | GJ21



Skirting
 Rodapé . Plinthe
 Sockel . Rodapié

8x45x0.85 cm | GJ03

PACKING AND WEIGHT



Sizes (cm)
 Dimensão . Format
 Maße . Formato

45x45x0.85



Pieces
 Peças . Pièces
 Stück . Piezas

5



SQM
 M²

1.010



Weight
 Peso . Poids
 Gewicht . Peso

18.23



Box
 Caixa . Boite
 Karton . Caja

36



SQM
 M²

36.360



Weight
 Peso . Poids
 Gewicht . Peso

671



Wood



The surface structure reproduces all the veins and nuances of wood.
 O relevo superficial replica todos os veios e nuances da madeira.
 Le relief de surface reproduit toutes les veines et nuances du bois.
 Das oberflächliche Relief reproduziert alle Adern und Nuancen des Holzes.
 El relieve superficial reproduce todos los ejes y matices de la madera.



SEE IT IN YOUR ROOM!

Nogal Coffee 22.05x88.8 cm ret. Natural P9186C2
 Nogal Coffee 14.5x88.8 cm ret. Natural P9186C3

Nogal

Timeless elegance and sophistication.

Elegância e sofisticação intemporal.
 Éléance et sophistication intemporelles.
 Zeitlose Eleganz und Raffinesse.
 Elegante y sofisticada en el tiempo.

BLONDE GREY



TORTORA



HONEY



COFFEE



6 FORMATS

Porcelain Tiles

→ 1 cm
 22x90 / 8.7"x35.4"
 15x90 / 5.9"x35.4"

→ 0.9 cm
 20x120 / 7.9"x47.2"

→ 0.85 cm
 10x60 / 3.9"x23.6"

Wall Tiles

→ 1.17 cm
 30x90 / 11.8"x35.4"

→ 0.85 cm
 30x60 / 11.8"x23.6"

3 FINISHES

Porcelain Tiles

Natural
 Anti-Slip

Wall Tiles

Matte

SLIP RESISTANCE

Porcelain Tiles

Natural
 R9 / A

Anti-Slip
 R11 / A+B
 Class 3 / PTV ≥36



Blocks Nogal Honey 30x90 cm ret. R3294R



Nogal Honey 10x60 cm Natural P3134C1



Nogal Honey 20x120 cm ret. Natural P1013R

Nogal



BLONDE GREY
20x120 cm ret. P1010R | GD12




BLONDE GREY
22.05x88.8 cm ret. P9184C2 | GD09 P9188C2 | GD10



BLONDE GREY
14.5x88.8 cm ret. P9184C3 | GD09 P9188C3 | GD10




BLONDE GREY
10x60 cm P3131C1 | GC10



TORTORA
20x120 cm ret. P1011R | GD12



TORTORA
22.05x88.8 cm ret. P9185C2 | GD09 P9189C2 | GD10



TORTORA
14.5x88.8 cm ret. P9185C3 | GD09 P9189C3 | GD10



TORTORA
10x60 cm P3132C1 | GC10



MOSAIC BAR NOGAL BLONDE GREY
(PIECE)
29.5x44.3x1 cm DC1031 | GJ39



MOSAIC FINELINE NOGAL BLONDE GREY
(PIECE)
33x44x1 cm DC1035 | GJ39



MOSAIC BAR NOGAL TORTORA
(PIECE)
29.5x44.3x1 cm DC1032 | GJ39



MOSAIC FINELINE NOGAL TORTORA
(PIECE)
33x44x1 cm DC1036 | GJ39



Nogal Blonde Grey 10x60 cm Natural P3131C1



Wall:
Mosaic Finline Nogal Coffee 33x44 cm DC1037
Magma Sand 30x90 cm ret. R3281R

Floor:
Magma Clay 44.3x88.8 ret. Natural P9182R




Nogal



HONEY
20x120 cm ret.

P1013R | GD12



HONEY
22.05x88.8 cm ret.

P9187C2 | GD09 P9191C2 | GD10




HONEY
14.5x88.8 cm ret.

P9187C3 | GD09 P9191C3 | GD10




HONEY
10x60 cm

P3134C1 | GC10



COFFEE
20x120 cm ret.

P1012R | GD12



COFFEE
22.05x88.8 cm ret.

P9186C2 | GD09 P9190C2 | GD10



COFFEE
14.5x88.8 cm ret.

P9186C3 | GD09 P9190C3 | GD10



COFFEE
10x60 cm

P3133C1 | GC10



MOSAIC BAR NOGAL HONEY

(PIECE)
29.5x44.3x1 cm

DC1034 | GJ39



MOSAIC FINLINE NOGAL HONEY

(PIECE)
33x44x1 cm

DC1038 | GJ39



MOSAIC BAR NOGAL COFFEE

(PIECE)
29.5x44.3x1 cm

DC1033 | GJ39

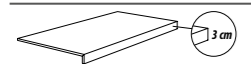


MOSAIC FINLINE NOGAL COFFEE

(PIECE)
33x44x1 cm

DC1037 | GJ39

SPECIAL PIECES



Step Extra Fluted*
Degrau Espessurado. Nez de Marche Forte Épaisseur
Winkelstufe. Peldaño con Espesor

29.5x88.8x1 cm ret. | GJ59



Skirting
Rodapé. Plinthe
Sockel. Rodapié

8x44.3x1 cm ret. | GJ09

PACKING & WEIGHT

Sizes (cm) Dimensão . Format Maße . Formato	Pieces Peças . Pièces Stück . Piezas	SQM M²	Weight Peso. Poids Gewicht . Peso	Box Caixa . Bolte Karton . Caja	SQM M²	Weight Peso. Poids Gewicht . Peso
---	--	-----------	---	---------------------------------------	-----------	---

20x120x0.9 ret.	7	1.680	32.64	44	73.920	1456
22.05x88.8x1 ret.	5	0.980	21.67	44	43.120	973
14.5x88.8x1 ret.	7	0.900	20.07	45	40.500	923
10x60x0.85	21	1.260	22.83	40	50.400	933

* Minimum of 10 pieces . Quantidade mínima de 10 peças . Quantité minimum de 10 pièces . Mindestmenge: 10 Stücke . Cantidad mínima de 10 piezas




Wall:
Blocks Nogal Honey 30x90 cm ret. R3294R
Magma Light Grey 30x90 cm ret. R3282R

Floor:
Nogal Honey 22.05x88.8 cm ret. Natural P9187C2
Nogal Honey 14.5x88.8 cm ret. Natural P9187C3
Magma Light Grey 44.3x88.8 ret. Natural P9181R



Nogal



BLOCKS BLONDE GREY m²
 30x90 cm ret.

R3291R | GB14



BLOCKS TORTORA m²
 30x90 cm ret.

R3292R | GB14




BLOCKS BLONDE GREY m²
 29.5x59.2 cm ret.
 30x60 cm

R3841R | GB08
 R3841 | GA17




BLOCKS TORTORA m²
 29.5x59.2 cm ret.
 30x60 cm

R3842R | GB08
 R3842 | GA17



BLOCKS HONEY m²
 30x90 cm ret.

R3294R | GB14




BLOCKS COFFEE m²
 30x90 cm ret.

R3293R | GB14



BLOCKS HONEY m²
 29.5x59.2 cm ret.
 30x60 cm

R3844R | GB08
 R3844 | GA17



BLOCKS COFFEE m²
 29.5x59.2 cm ret.
 30x60 cm

R3843R | GB08
 R3843 | GA17

PACKING & WEIGHT

Dimensions (cm) Dimensão, Format Maße, Formato	Pieces Peças, Pièces Stück, Piezas	SQM M ²	Weight Peso, Poids Gewicht, Peso	Box Caixa, Boite Karton, Caja	SQM M ²	Weight Peso, Poids Gewicht, Peso
30x90x1.17 ret.	4	1.080	21.32	40	43.200	872
29.5x59.2x0.85 ret.	8	1.400	19.81	32	44.800	654
30x60x0.85	8	1.460	20.63	32	46.720	680



The surface structure reproduces all the veins and nuances of wood.
 O relevo superficial replica todos os veios e nuances da madeira.
 Le relief de surface reproduit toutes les veines et nuances du bois.
 Das oberflächliche Relief reproduziert alle Adern und Nuancen des Holzes.
 El relieve superficial reproduce todos los ejes y matices de la madera.



SEE IT IN YOUR ROOM!

Oslo Vanilla 22.05x88.8 cm rel. Natural P9128C2
 Oslo Vanilla 14.5x88.8 cm rel. Natural P9128C3

Oslo

Welcoming space with a scandinavian touch.

Espaços acolhedores com um toque escandinavo.
 Des espaces confortables avec une touche scandinave.
 Gemütliche Räume mit skandinavischem Touch.
 Espacios acogedores con un toque escandinavo.

VANILLA



ALMOND



ASH



3 FORMATS

Porcelain Tiles

→|← 1 cm
 22x90 / 8.7"x35.4"
 15x90 / 5.9"x35.4"

Wall Tiles

→|← 1.17 cm
 30x90 / 11.8"x35.4"

3 FINISHES

Porcelain Tiles

Natural
 Anti-Slip

Wall Tiles

Matte

SLIP RESISTANCE

Porcelain Tiles

Natural
 R9 / A
 Class 1

Anti-Slip


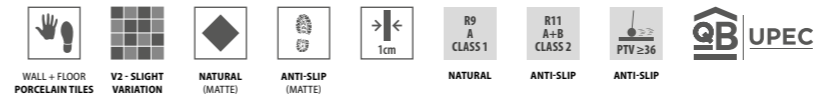
R11 / A+B
 Class 2 / PTV ≥36



Oslo Almond



Oslo Almond 22,05x88,8 cm ret. Natural P9123C2
Oslo Almond 14,5x88,8 cm ret. Natural P9123C3



VANILLA
22.05x88.8 cm ret. P9128C2 | GD08 P9125C2 | GD09



VANILLA
14.5x88.8 cm ret. P9128C3 | GD08 P9125C3 | GD09



MOSAIC RUBIC OSLO
VANILLA (PIECE)
27.1x29.5x1 cm DC1015 | GJ37



ALMOND
22.05x88.8 cm ret. P9123C2 | GD08 P9126C2 | GD09



ALMOND
14.5x88.8 cm ret. P9123C3 | GD08 P9126C3 | GD09



MOSAIC RUBIC OSLO
ALMOND (PIECE)
27.1x29.5x1 cm DC1016 | GJ37




Mosaic Rubic Oslo Vanilla 27.1x29.5 cm Natural DC1015



ASH
22.05x88.8 cm ret. P9124C2 | GD08 P9127C2 | GD09

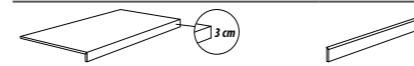


ASH
14.5x88.8 cm ret. P9124C3 | GD08 P9127C3 | GD09



MOSAIC RUBIC OSLO
ASH (PIECE)
27.1x29.5x1 cm DC1017 | GJ37

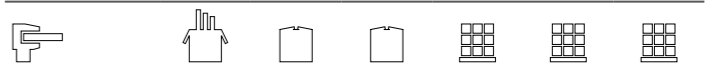
SPECIAL PIECES



Step Extra Fluted*
Degrau Espessurado . Nez de Marche Forte Épaisseur
Winkelstufe . Peldaño con Espesor
29.5x88.8x1 cm ret. | GJ59

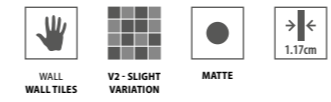
Skirting
Rodapé . Plinthe
Sockel . Rodapié
8x44.3x1 cm ret. | GJ09

PACKAGING



Sizes (cm) Dimensão . Format Maße . Formato	Pieces Peças . Pièces Stück . Piezas	SQM M ²	Weight Peso . Poids Gewicht . Peso	Box Caixa . Bolte Karton . Caja	SQM M ²	Weight Peso . Poids Gewicht . Peso
22.05x88.8x1 ret.	5	0.980	21.67	44	43.120	973
14.5x88.8x1 ret.	7	0.900	20.07	45	40.500	923

* Minimum of 10 pieces . Quantidade mínima de 10 peças . Quantité minimum de 10 pièces . Mindestmenge: 10 Stücke . Cantidad mínima de 10 piezas




Reed Oslo Vanilla 30x90 cm ret. R3267R



REED VANILLA m²
30x90 cm ret.

R3267R | GB14



REED ALMOND m²
30x90 cm ret.

R3268R | GB14



REED ASH m²
30x90 cm ret.

R3269R | GB14

PACKAGING

Icons	Icons	Icons	Icons	Icons	Icons	Icons
Sizes (cm)	Pieces	SQM	Weight	Box	SQM	Weight
Dimensão . Format	Peças . Pièces	M ²	Peso . Poids	Caixa . Boîte	M ²	Peso . Poids
Maße . Formato	Stück . Pièces		Gewicht . Peso	Karton . Caja		Gewicht . Peso
30x90x1.17 ret.	4	1.080	21.32	40	43.200	872



Wall:
Reed Oslo Almond 30x90 cm ret. R3268R

Floor:
Flow Cement Cloud 44.3x88.8 cm ret. Natural P9171R



The surface structure reproduces all the veins and nuances of wood.
 O relevo superficial replica todos os veios e nuances da madeira.
 Le relief de surface reproduit toutes les veines et nuances du bois.
 Das oberflächliche Relief reproduziert alle Adern und Nuancen des Holzes.
 El relieve superficial reproduce todos los ejes y matices de la madera.



BIM



SEE IT IN YOUR ROOM!

Wall:
 Raku Black Lava 5.6x26.7 cm R2778C8
 Muse White 44.3x88.8 cm ret. Satin P9134R
 Floor:
 Noble Camel 22.05x88.8 cm ret. Natural P9115C2
 Noble Camel 14.5x88.8 cm ret. Natural P9115C3

Noble

The timeless and noble beauty of oak.

A beleza intemporal e nobre do carvalho.
 La beauté intemporelle et noble du chêne.
 Die zeitlose und edle Schönheit der Eiche.
 La belleza atemporal y noble del roble.

RAFFIA



CAMEL



TORTORA



BRUME



2 FORMATS

Porcelain Tiles

→|← 1 cm
 22x90 / 8.7"x35.4"
 15x90 / 5.9"x35.4"

2 FINISHES

Porcelain Tiles

Natural
 Anti-Slip

SLIP RESISTANCE

Porcelain Tiles

Natural
 R9 / A
 Class 1

Anti-Slip
 R11 / A+B
 Class 2 / PTV ≥36



Noble Camel 22.05x88.8 cm ret. Natural P9115C2
 Noble Camel 14.5x88.8 cm ret. Natural P9115C3
 Mosaic Rubic Noble Camel 27.1x29.5 cm Natural DC1012



Noble Brume 22.05x88.8 cm ret. Natural P9116C2
 Noble Brume 14.5x88.8 cm ret. Natural P9116C3



Noble Raffia 22.05x88.8 cm ret. Natural P9114C2
 Noble Raffia 14.5x88.8 cm ret. Natural P9114C3



Noble Tortora 22.05x88.8 cm ret. Natural P9117C2
Noble Tortora 14.5x88.8 cm ret. Natural P9117C3



Noble



RAFFIA
22.05x88.8 cm ret. P9114C2 | GD10 P9118C2 | GD11



CAMEL
22.05x88.8 cm ret. P9115C2 | GD10 P9119C2 | GD11



RAFFIA
14.5x88.8 cm ret. P9114C3 | GD10 P9118C3 | GD11



CAMEL
14.5x88.8 cm ret. P9115C3 | GD10 P9119C3 | GD11



MOSAIC RUBIC NOBLE
RAFFIA (PIECE)
27.1x29.5x1 cm DC1011 | GJ37



MOSAIC RUBIC NOBLE
CAMEL (PIECE)
27.1x29.5x1 cm DC1012 | GJ37



TORTORA
22.05x88.8 cm ret. P9117C2 | GD10 P9121C2 | GD11



BRUME
22.05x88.8 cm ret. P9116C2 | GD10 P9120C2 | GD11



TORTORA
14.5x88.8 cm ret. P9117C3 | GD10 P9121C3 | GD11



BRUME
14.5x88.8 cm ret. P9116C3 | GD10 P9120C3 | GD11

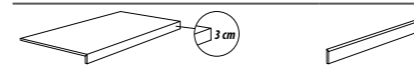


MOSAIC RUBIC NOBLE
TORTORA (PIECE)
27.1x29.5x1 cm DC1014 | GJ37



MOSAIC RUBIC NOBLE
BRUME (PIECE)
27.1x29.5x1 cm DC1013 | GJ37

SPECIAL PIECES



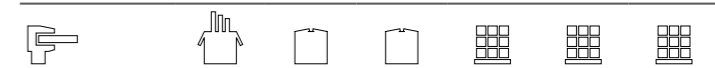
Step Extra Fluted*
Degrau Espessurado . Nez de Marche Forte Épaisseur
Winkelstufe . Peldaño con Espesor

Skirting
Rodapé . Plinthe
Sockel . Rodapié

29.5x88.8x1 cm ret. | GJ59

8x44.3x1 cm ret. | GJ09

PACKAGING



Sizes (cm) Dimensão . Format Maße . Formato	Pieces Peças . Pièces Stück . Piezas	SQM M ²	Weight Peso . Poids Gewicht . Peso	Box Caixa . Bolte Karton . Caja	SQM M ²	Weight Peso . Poids Gewicht . Peso
22.05x88.8x1 ret.	5	0.980	21.67	44	43.120	973
14.5x88.8x1 ret.	7	0.900	20.07	45	40.500	923

* Minimum of 10 pieces . Quantidade mínima de 10 peças . Quantité minimum de 10 pièces . Mindestmenge: 10 Stücke . Cantidad mínima de 10 piezas



SEE IT IN YOUR ROOM!

Bosco Castagno 22.05x88.8 cm ret. Natural P9082C2
 Bosco Castagno 14.5x88.8 cm ret. Natural P9082C3

Bosco

The naturalness and authenticity of wood essence.

A naturalidade e autenticidade da essência da madeira.
 Le naturel et l'authenticité de l'essence du bois.
 Die Natürlichkeit und Authentizität die Essenz des Holzes.
 La naturalidad y la autenticidad de la esencia de la madera.

NOCE



CASTAGNO



NEBBIA



GRIGIO



5 FORMATS

Porcelain Tiles

→ 1.05 cm
 20x120 / 7.9"x47.2"

→ 1 cm
 22x90 / 8.7"x35.4"
 15x90 / 5.9"x35.4"

→ 0.85 cm
 10x60 / 3.9"x23.6"

3 FINISHES

Porcelain Tiles

Natural
 Anti-Slip

Wall Tiles

Matte

SLIP RESISTANCE

Porcelain Tiles

Natural (20x120)
 R9 / A
 Class 1

Anti-Slip (20x120)
 R11 / A+B+C
 Class 3 / PTV ≥36

Natural
 R10

Anti-Slip
 R11 / A+B
 PTV ≥36



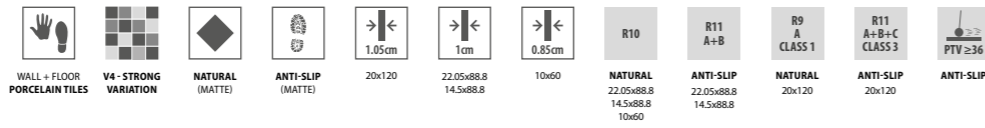
Bosco Castagno 10x60 cm Natural P3026C1



Prisma Bosco Castagno 30x90 cm ret. R3274R



Bosco Noce 22.05x88.8 cm ret. Natural P9081C2
Bosco Noce 14.5x88.8 cm ret. Natural P9081C3



NOCE
20x120 cm ret. P1001R | GD12 P1005R | GD13



NOCE
22.05x88.8 cm ret. P9081C2 | GD10 P9085C2 | GD11



NOCE
14.5x88.8 cm ret. P9081C3 | GD10 P9085C3 | GD11



NOCE
10x60 cm P3027C1 | GC10



CASTAGNO
20x120 cm ret. P1002R | GD12 P1006R | GD13



CASTAGNO
22.05x88.8 cm ret. P9082C2 | GD10 P9086C2 | GD11



CASTAGNO
14.5x88.8 cm ret. P9082C3 | GD10 P9086C3 | GD11



CASTAGNO
10x60 cm P3026C1 | GC10



MOSAIC BOSCO NOCE
(9.7X9.7 cm) (PIECE)
29.5x29.5x1 cm DC364 | GJ33



MOSAIC BOSCO NOCE
(4.7X4.7 cm) (PIECE)
29.5x29.5x1 cm DC360 | GJ33



MOSAIC BOSCO CASTAGNO
(9.7X9.7 cm) (PIECE)
29.5x29.5x1 cm DC365 | GJ33




MOSAIC BOSCO CASTAGNO
(4.7X4.7 cm) (PIECE)
29.5x29.5x1 cm DC361 | GJ33



Bosco Noce 22.05x88.8 cm ret. Anti-Slip P9085C2
Bosco Noce 14.5x88.8 cm ret. Anti-Slip P9085C3




-
-
-
-
-
-
-
-
-
-
-
-



NEBBIA
20x120 cm ret. P1004R | GD12 P1008R | GD13




NEBBIA
22.05x88.8 cm ret. P9084C2 | GD10 P9088C2 | GD11



NEBBIA
14.5x88.8 cm ret. P9084C3 | GD10 P9088C3 | GD11




NEBBIA
10x60 cm P3025C1 | GC10




GRIGIO
20x120 cm ret. P1003R | GD12 P1007R | GD13



GRIGIO
22.05x88.8 cm ret. P9083C2 | GD10 P9087C2 | GD11



GRIGIO
14.5x88.8 cm ret. P9083C3 | GD10 P9087C3 | GD11



GRIGIO
10x60 cm P3028C1 | GC10




MOSAIC BOSCO NEBBIA
(9.7X9.7 cm) (PIECE)
29.5x29.5x1 cm DC367 | GJ33



MOSAIC BOSCO NEBBIA
(4.7X4.7 cm) (PIECE)
29.5x29.5x1 cm DC363 | GJ33

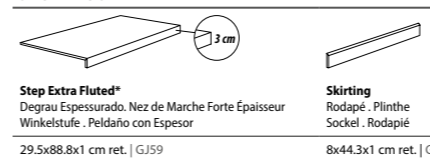


MOSAIC BOSCO GRIGIO
(9.7X9.7 cm) (PIECE)
29.5x29.5x1 cm DC366 | GJ33



MOSAIC BOSCO GRIGIO
(4.7X4.7 cm) (PIECE)
29.5x29.5x1 cm DC362 | GJ33

SPECIAL PIECES




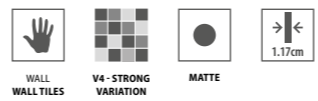
Step Extra Fluted*
Degrau Espesurado. Nez de Marche Forte Épaisseur
Winkelstufe . Peldaño con Espesor
29.5x88.8x1 cm ret. | GJ59

Skirting
Rodapé . Plinthe
Sockel . Rodapié
8x44.3x1 cm ret. | GJ09


PACKAGING

Sizes (cm) Dimensão . Format Maße . Formato	Pieces Peças . Pièces Stück . Piezas	SQM M ²	Weight Peso . Poids Gewicht . Peso	Box Caixa . Bolte Karton . Caja	SQM M ²	Weight Peso . Poids Gewicht . Peso
20x120x1.05 ret.	6	1.440	32.00	44	63.360	1428
22.05x88.8x1 ret.	5	0.980	21.67	44	43.120	973
14.5x88.8x1 ret.	7	0.900	20.07	45	40.500	923
10x60x0.85	21	1.260	22.83	40	50.400	933


* Minimum of 10 pieces . Quantidade mínima de 10 peças . Quantité minimum de 10 pièces . Mindestmenge: 10 Stücke . Cantidad mínima de 10 piezas




PRISMA NOCE m²
30x90 cm ret. R3273R | GB14



PRISMA CASTAGNO m²
30x90 cm ret. R3274R | GB14



PRISMA NEBBIA m²
30x90 cm ret. R3276R | GB14



PRISMA GRIGIO m²
30x90 cm ret. R3275R | GB14

PACKAGING

Icons	Pieces	SQM	Weight	Box	SQM	Weight
Dimensão . Format Maße . Formato	Peças . Pièces Stück . Piezas	M ²	Peso . Poids Gewicht . Peso	Caixa . Bolte Karton . Caja	M ²	Peso . Poids Gewicht . Peso
30x90x1.17 ret.	4	1,080	21,32	40	43,200	872



Wall:
Prisma Bosco Grigio 30x90 cm ret. R3275R

Floor:
Bosco Grigio 22.05x88.8 cm ret. Natural P9083C2
Bosco Grigio 14.5x88.8 cm ret. Natural P9083C3

Prisma Bosco Castagno 30x90 cm ret. R3274R
Avenue Sand 29.5x59.2 cm ret. P3045R



Deck

Extremely functional and resistant.

Extremamente funcional e resistente.
Extrêmement fonctionnel et résistant.
Äußerst funktional und beständig.
Extremadamente funcional y resistente.

DECK



DECK GREY



1 FORMAT

Porcelain Tiles

→|← 1 cm
15x90 / 5.9"x35.4"

1 FINISH

Porcelain Tiles

Natural

SLIP RESISTANCE

Porcelain Tiles

Natural
R11 / A+B+C







SEE IT IN YOUR ROOM!

Deck 14.5x88.8 cm ret. CT77C3



Deck Grey 14.5x88.8 cm ret. CT78C3

Deck










DECK
14.5x88.8 cm ret. CT77C3 | GD09



DECK GREY
14.5x88.8 cm ret. CT78C3 | GD09

PACKAGING

 Sizes (cm) Dimensão . Format Maße . Formato	 Pieces Peças . Pièces Stück . Piezas	 SQM M²	 Weight Peso . Poids Gewicht . Peso	 Box Caixa . Boite Karton . Caja	 SQM M²	 Weight Peso . Poids Gewicht . Peso
14.5x88.8x1 ret.	7	0.900	20.07	45	40.500	923



Deck 14.5x88.8 cm ret. CT77C3



Marble




Lumina


Refinement in every detail.

Requite em cada detalhe.
Le raffinement dans les moindres détails.
Raffinesse in jedem Detail.
Refinamiento en cada detalle.

WARM



LIGHT



4 FORMATS

Porcelain Tiles

→ 1 cm
45x90 / 17.7"x35.4"
60x60 / 23.6"x23.6"

Wall Tiles

→ 1.17 cm
30x90 / 11.8"x35.4"

→ 0.85 cm
30x60 / 11.8"x23.6"

2 FINISHES

Porcelain Tiles

Polished

Wall Tiles

Glossy



SEE IT IN YOUR ROOM!

Lumina Warm 44.3x88.8 cm ret. Polished P9192PG



Decor Arc Lumina Light 30x90 cm ret. D9107R




Lumina Light 44.3x88.8 cm ret. Polished P9193PG



Wall:
Lumina Warm 29.5x59.2 cm ret. R3845R
Mosaic Hexa Lumina Warm 26.8x32.2 cm DC1041
 Floor:
Lumina Warm 58.6x58.6 cm ret. Polished P6208PG

Lumina




WARM
44.3x88.8 cm ret.

✳️
P9192PG | GD19



LIGHT
44.3x88.8 cm ret.

✳️
P9193PG | GD19



WARM
58.6x58.6 cm ret.

✳️
P6208PG | GD18



LIGHT
58.6x58.6 cm ret.

✳️
P6209PG | GD18



Wall:
Lumina Light 30x90 cm ret. R3296R

Floor:
Lumina Light 44.3x88.8 cm ret. Polished P9193PG

SPECIAL PIECES



Stairstep Degrau . Nez-de-Marche Stufe . Peldaño	Step Extra Fluted* Degrau Espessurado . Nez de Marche Forte Épaisseur Winkelstufe . Peldaño con Espesor	Skirting Rodapé . Plinthe Sockel . Rodapié
44.3x88.8x1 cm ret. GJ46	29.5x88.8x1 cm ret. GJ59	8x44.3x1 cm ret. GJ09
58.6x58.6x1 cm ret. GJ42	29.2x58.6x1 cm ret. GJ58	8x58.6x1 cm ret. GJ14
29.2x58.6x1 cm ret. GJ33		

PACKING AND WEIGHT



Sizes (cm) Dimensão . Format Maße . Formato	Pieces Peças . Pièces Stück . Piezas	SQM M ²	Weight Peso . Poids Gewicht . Peso	Box Caixa . Bolte Karton . Caja	SQM M ²	Weight Peso . Poids Gewicht . Peso
44.3x88.8x1 ret.	2	0.787	17.72	43	33.841	782
58.6x58.6x1 ret.	3	1.030	22.70	36	37.080	837

* Minimum of 10 pieces . Quantidade mínima de 10 peças . Quantité minimum de 10 pièces . Mindestmenge: 10 Stücke . Cantidad mínima de 10 piezas



Decor Shades Lumina Warm 30x90 cm ret. D9108R



WARM
30x90 cm ret. R3295R | GB10



LIGHT
30x90 cm ret. R3296R | GB10



DECOR ARC WARM (PIECE)
30x90 cm ret. D9106R | GR29



DECOR ARC LIGHT (PIECE)
30x90 cm ret. D9107R | GR29




DECOR SHADES WARM (PIECE)
30x90 cm ret. D9108R | GJ55




DECOR SHADES LIGHT (PIECE)
30x90 cm ret. D9109R | GJ55



WARM
29.5x59.2 cm ret. 30x60 cm
R3845R | GB04
R3845 | GA10




LIGHT
29.5x59.2 cm ret. 30x60 cm
R3846R | GB04
R3846 | GA10



MOSAIC LUMINA WARM (2.5X2.5 CM) (PIECE)
29.5x29.5x0.85 cm DC2054 | GJ30



MOSAIC HEXA LUMINA WARM (PIECE)
26.8x32.2x0.85 cm DC1041 | GJ39



MOSAIC LUMINA LIGHT (2.5X2.5 CM) (PIECE)
29.5x29.5x0.85 cm DC2055 | GJ30



MOSAIC HEXA LUMINA LIGHT (PIECE)
26.8x32.2x0.85 cm DC1042 | GJ39

SPECIAL PIECES



Profile	Perfil . Profil	Profil . Profil
2x30x1.17 cm ret. GJ35		
2x59.2x0.85 cm ret. GJ44		
2x29.5x0.85 cm ret. GJ35		

PACKING AND WEIGHT

Sizes (cm) Dimensão . Format Maße . Formato	Pieces Peças . Pièces Stück . Piezas	SQM M²	Weight Peso . Poids Gewicht . Peso	Box Caixa . Boite Karton . Caja	SQM M²	Weight Peso . Poids Gewicht . Peso
30x90x1.17 ret.	4	1.080	21.32	40	43.200	872
29.5x59.2x0.85 ret.	8	1.400	19.81	32	44.800	654
30x60x0.85	8	1.460	20.63	32	46.720	680



SEE IT IN YOUR ROOM!

Wall:
Palace White 30x90 cm ret. Glossy R3272R

Floor:
Palace White 44.3x88.8 cm ret. Polished P9162PG

Palace

Luxury and refinement.

Luxo e requinte.
Luxe et raffinement.
Luxus und Raffinesse.
Lujo y refinamiento.

WHITE



2 FORMATS

Porcelain Tiles

→ 1 cm
45x90 / 17.7"x35.4"

Wall Tiles

→ 1.17 cm
30x90 / 11.8"x35.4"

3 FINISHES

Porcelain Tiles

Satin
Polished


Wall Tiles

Satin
Glossy





WHITE
44.3x88.8 cm ret. P9161R | GD11 P9162PG | GD18



MOSAIC PALACE WHITE
(4.7X4.7 CM) (PIECE)
29.5x29.5x1 cm DC4048 | GJ32



MOSAIC OXFORD PALACE WHITE
(PIECE)
28x30x1 cm DC3401 | GJ43 DC3402 | GJ45



MOSAIC PICKET PALACE WHITE
(PIECE)
33x44x1 cm DC3901 | GJ46 DC3902 | GJ49



Wall:
Mosaic Picket Palace White 33x44 cm Polished DC3902

Floor:
Palace White 44.3x88.8 cm ret. Polished P9162PG

SPECIAL PIECES

Stairstep Degrau . Nez-de-Marche Stufe . Peldaño	Step Extra Fluted* Degrau Espessurado. Nez de Marche Forte Épaisseur Winkelstufe . Peldaño con Espesor	Skirting Rodapé . Plinthe Socket . Rodapié
44.3x88.8x1 cm ret. GJ46	29.5x88.8x1 cm ret. GJ59	8x44.3x1 cm ret. GJ09

PACKING AND WEIGHT

Sizes (cm) Dimensão . Format Maße . Formato	Pieces Peças . Pièces Stück . Piezas	SQM M ²	Weight Peso . Poids Gewicht . Peso	Box Caixa . Bolte Karton . Caja	SQM M ²
44.3x88.8x1 ret.	2	0.787	17.72	43	33.841
					782

* Minimum of 10 pieces . Quantidade mínima de 10 peças . Quantité minimum de 10 pièces . Mindestmenge: 10 Stücke . Cantidad mínima de 10 piezas




Wall:
Palace White 30x90 cm ret. Satin R3271R
Reed Oslo Vanilla 30x90 cm ret. R3267R

Floor:
Palace White 44.3x88.8 cm ret. Satin P9161R
Oslo Vanilla Natural



WHITE
 30x90 cm ret.

R3271R | GB10 R3272R | GB10



MOSAIC PALACE WHITE
 (2.5X2.5 CM) (PIECE)
 29.5x29.5x1.17 cm

DC2049 | GJ30 DC2048 | GJ30



MOSAIC LEAF PALACE WHITE
 (PIECE)

34.7x37.2x1.17 cm DC3801 | GJ40 DC3802 | GJ40

SPECIAL PIECES



Profile
 Perfil . Profil
 Profil . Profil

2x30x1.17 cm ret. | GJ35

PACKING AND WEIGHT



Sizes (cm)
 Dimensão . Format
 Maße . Formato

30x90x1.17 ret.



Pieces
 Peças . Pièces
 Stück . Piezas

4



SQM
 M²

1.080



Weight
 Peso . Poids
 Gewicht . Peso

21.32



Box
 Caixa . Boite
 Karton . Caja

40



SQM
 M²

43.200



Weight
 Peso . Poids
 Gewicht . Peso

872



Mosaic Leaf Palace White 34.7x37.2 cm Satin DC3801
Palace White 30x90 cm ret. Satin R3271R




Muse

The minimalistic spirit of the purest and most sophisticated marbles.

O espírito minimalista dos mármore mais puros e sofisticados.
 L'esprit minimaliste des marbres les plus purs et les plus sophistiqués.
 Der minimalistische Geist der reinsten und raffiniertesten Marmore.
 El espíritu minimalista de los mármoles más puros y sofisticados.

WHITE




IVORY



GREY



COAL



6 FORMATS

Porcelain Tiles

→|← 1 cm
 45x90 / 17.7"x35.4"
 15x90 / 5.9"x35.4"
 60x60 / 23.6"x23.6"
 7x30 / 2.8"x11.8"

Wall Tiles

→|← 1.17 cm
 30x90 / 11.8"x35.4"

 →|← 0.85 cm
 30x60 / 11.8"x23.6"

2 FINISHES

Porcelain Tiles

Natural
 Satin

Wall Tiles

Satin

SLIP RESISTANCE

Porcelain Tiles

Natural
 R10 / A+B
 Class 1 / PTV ≥36



SEE IT IN YOUR ROOM!

Prisma Muse Coal 30x90 cm ret. R3238R
 Muse Coal 30x90 cm ret. R3234R



Wall:
Muse White 30x90 cm ret. R3231R

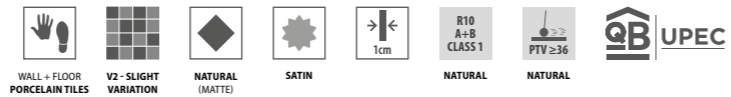
Floor:
Muse White 44.3x88.8 cm ret. Satin P9134R




Prisma Muse White 30x90 cm ret. R3235R



Mosaic Diamond Muse Mix 18x21 cm DC7004



WHITE
44.3x88.8 cm ret. P9130R | GD13 P9134R | GD13




IVORY
44.3x88.8 cm ret. P9131R | GD13 P9135R | GD13




WHITE
14.5x88.8 cm ret. P9130C3 | GD17 P9134C3 | GD17



IVORY
14.5x88.8 cm ret. P9131C3 | GD17 P9135C3 | GD17



WHITE
59.2x59.2 cm ret. 60x60 cm P6110R | GD11 P6114R | GD11
P6110 | GC13 P6114 | GC13



IVORY
59.2x59.2 cm ret. 60x60 cm P6111R | GD11 P6115R | GD11
P6111 | GC13 P6115 | GC13



WHITE
7.2x29.5 cm P6110C7 | GD17 P6114C7 | GD17



IVORY
7.2x29.5 cm P6111C7 | GD17 P6115C7 | GD17



MOSAIC MUSE WHITE (4.7X4.7 CM) (PIECE)
29.5x29.5x1 cm DC4021 | GJ32 DC4025 | GJ32



MOSAIC MUSE IVORY (4.7X4.7 CM) (PIECE)
29.5x29.5x1 cm DC4022 | GJ32 DC4026 | GJ32



Muse Ivory 44.3x88.8 cm ret. Satin P9135R
Muse Ivory 14.5x88.8 cm ret. Satin P9135C3



Bresca Restaurant, Coimbra, Portugal


Muse White 7.2x29.5 cm ret. Natural P6110C7
Muse Coal 7.2x29.5 cm ret. Natural P6113C7



GREY
44.3x88.8 cm ret. P9132R | GD13 P9136R | GD13




GREY
14.5x88.8 cm ret. P9132C3 | GD17 P9136C3 | GD17




GREY
59.2x59.2 cm ret. P6112R | GD11 P6116R | GD11
60x60 cm P6112 | GC13 P6116 | GC13



GREY
7.2x29.5 cm P6112C7 | GD17 P6116C7 | GD17




MOSAIC MUSE GREY (4.7X4.7 CM) (PIECE)
29.5x29.5x1 cm DC4023 | GJ32 DC4027 | GJ32



COAL
44.3x88.8 cm ret. P9133R | GD13 P9137R | GD13




COAL
14.5x88.8 cm ret. P9133C3 | GD17 P9137C3 | GD17



COAL
59.2x59.2 cm ret. P6113R | GD11 P6117R | GD11
60x60 cm P6113 | GC13 P6117 | GC13



COAL
7.2x29.5 cm P6113C7 | GD17 P6117C7 | GD17



MOSAIC MUSE COAL (4.7X4.7 CM) (PIECE)
29.5x29.5x1 cm DC4024 | GJ32 DC4028 | GJ32

SPECIAL PIECES

Stairstep Degrau . Nez-de-Marche Stufe . Peldaño	Step Extra Fluted* Degrau Espessurado. Nez de Marche Forte Épaisseur Winkelstufe . Peldaño con Espesor	Skirting Rodapé . Plinthe Socket . Rodapié
44.3x88.8x1 cm ret. GJ46	29.5x88.8x1 cm ret. GJ59	8x44.3x1 cm ret. GJ09
59.2x59.2x1 cm ret. GJ42	29.5x59.2x1 cm ret. GJ58	8x59.2x1 cm ret. GJ14
29.5x59.2x1 cm ret. GJ33		8x60x1 cm GJ10
60x60x1 cm GJ36		
30x60x1 cm GJ28		

PACKING AND WEIGHT

Sizes (cm) Dimensão . Format Maße . Formato	Pieces Peças . Pièces Stück . Piezas	SQM M²	Weight Peso . Poids Gewicht . Peso	Box Caixa . Bolte Karton . Caja	SQM M²	Weight Peso . Poids Gewicht . Peso
44.3x88.8x1 ret.	2	0.787	17.72	43	33.841	782
14.5x88.8x1 ret.	7	0.900	20.07	45	40.500	923
59.2x59.2x1 ret.	3	1.050	23.20	36	37.800	855
60x60x1	3	1.080	23.78	36	38.880	876
7.2x29.5x1	18	0.383	8.65	98	37.534	870

* Minimum of 10 pieces . Quantidade mínima de 10 peças . Quantité minimum de 10 pièces . Mindestmenge: 10 Stücke . Cantidad mínima de 10 piezas




Muse White 44.3x88.8 cm ret. Satin P9134R
Mosaic Basket Muse White/Coal 34x34 cm DC1001



Mosaic Hexa Slim Muse Ivory 28.1x34.1 cm DC1008
Muse Ivory 29.5x59.2 cm ret. R3777R
Profile Muse Ivory 2x59.2 cm ret. PRF1006



WHITE
30x90 cm ret. R3231R | GB11



IVORY
30x90 cm ret. R3232R | GB11




PRISMA WHITE m²
30x90 cm ret. R3235R | GB14




PRISMA IVORY m²
30x90 cm ret. R3236R | GB14




WHITE
29.5x59.2 cm ret. R3776R | GB05
30x60 cm R3776 | GA13



MOSAIC MUSE WHITE
(2.5X2.5 CM) (PIECE)
29.5x29.5x0.85 cm DC2026 | GJ30



IVORY
29.5x59.2 cm ret. R3777R | GB05
30x60 cm R3777 | GA13



MOSAIC MUSE IVORY
(2.5X2.5 CM) (PIECE)
29.5x29.5x0.85 cm DC2027 | GJ30



PRISMA WHITE m²
29.5x59.2 cm ret. R3781R | GB08
30x60 cm R3781 | GA17



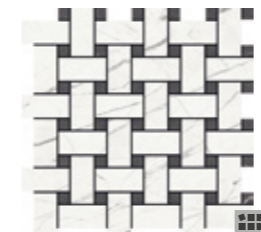
MOSAIC DIAMOND MUSE
WHITE (PIECE)
18x21x0.85 cm DC7005 | GJ19



PRISMA IVORY m²
29.5x59.2 cm ret. R3782R | GB08
30x60 cm R3782 | GA17




MOSAIC DIAMOND MUSE
IVORY (PIECE)
18x21x0.85 cm DC7006 | GJ19



MOSAIC BASKET MUSE
WHITE/COAL (PIECE)
34x34x0.85 cm DC1001 | GJ39



MOSAIC HEXA SLIM MUSE
WHITE (PIECE)
28.1x34.1x0.85 cm DC1007 | GJ39



MOSAIC BASKET MUSE
IVORY/GREY (PIECE)
34x34x0.85 cm DC1002 | GJ39



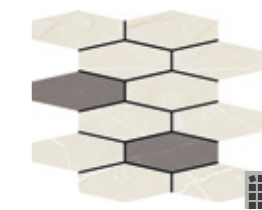
MOSAIC HEXA SLIM MUSE
IVORY (PIECE)
28.1x34.1x0.85 cm DC1008 | GJ39




MOSAIC HEXA SLIM MUSE
WHITE/COAL (PIECE)
28.1x34.1x0.85 cm DC1005 | GJ39




MOSAIC DIAMOND MUSE
MIX (PIECE)
18x21x0.85 cm DC7004 | GJ19




MOSAIC HEXA SLIM MUSE
IVORY/GREY (PIECE)
28.1x34.1x0.85 cm DC1006 | GJ39




GREY
30x90 cm ret. R3233R | GB11




COAL
30x90 cm ret. R3234R | GB11




PRISMA GREY ^{m²}
30x90 cm ret. R3237R | GB14




PRISMA COAL ^{m²}
30x90 cm ret. R3238R | GB14




GREY
29.5x59.2 cm ret. 30x60 cm R3778R | GB05
R3778 | GA13




MOSAIC MUSE GREY
(2.5X2.5 CM) (PIECE)
29.5x29.5x0.85 cm DC2028 | GJ30



COAL
29.5x59.2 cm ret. 30x60 cm R3779R | GB05
R3779 | GA13




MOSAIC MUSE COAL
(2.5X2.5 CM) (PIECE)
29.5x29.5x0.85 cm DC2029 | GJ30



PRISMA GREY ^{m²}
29.5x59.2 cm ret. 30x60 cm R3783R | GB08
R3783 | GA17



MOSAIC DIAMOND MUSE
GREY (PIECE)
18x21x0.85 cm DC7007 | GJ19




PRISMA COAL ^{m²}
29.5x59.2 cm ret. 30x60 cm R3784R | GB08
R3784 | GA17



MOSAIC DIAMOND MUSE
COAL (PIECE)
18x21x0.85 cm DC7008 | GJ19




MOSAIC BASKET MUSE
GREY/IVORY (PIECE)
34x34x0.85 cm DC1004 | GJ39



MOSAIC HEXA SLIM MUSE
GREY (PIECE)
28.1x34.1x0.85 cm DC1009 | GJ39



MOSAIC BASKET MUSE
COAL/WHITE (PIECE)
34x34x0.85 cm DC1003 | GJ39



MOSAIC HEXA SLIM MUSE
COAL (PIECE)
28.1x34.1x0.85 cm DC1010 | GJ39

SPECIAL PIECES



Profile

Perfil . Profil
Profil . Perfil

2x30x1.17 cm ret. | GJ35

2x59.2x0.85 cm ret. | GJ44

2x29.5x0.85 cm ret. | GJ35

PACKING AND WEIGHT



Sizes (cm)

Dimensão . Format
Maße . Formato

30x90x1.17 ret.

29.5x59.2x0.85 ret.

30x60x0.85



Pieces

Peças . Pièces
Stück . Piezas

4

8

8



SQM

M²

1.080

1.400

1.460



Weight

Peso . Poids
Gewicht . Peso

21.32

19.81

20.63



Box

Caixa . Boite
Karton . Caja

40

32

32



SQM

M²

43.200

44.800

46.720



Weight

Peso . Poids
Gewicht . Peso

872

654

680

Wall:
Prisma Muse Grey 29.5x59.2 cm ret. R3783R
Muse Grey 29.5x59.2 cm ret. R3778R

Floor:
Muse Coal 59.2x59.2 cm ret. Satin P6117R



Natura Kalacata

Refinement and sophistication of a natural calacatta marble.

Requite e sofisticação do mármore calacatta natural.
 Raffinement et sophistication du marbre naturel de calacatta.
 Raffinesse und Eleganz von natürlichem Kalacata-Marmor.
 Refinamiento y sofisticación del mármol calacatta natural.

KALACATA



KALACATA GREY



5 FORMATS

Porcelain Tiles
 ↳ 1 cm
 60x60 / 23.6"x23.6"

Glazed Floor Tiles
 ↳ 0.85 cm
 45x45 cm / 17.7"x17.7"

Wall Tiles
 ↳ 1.17 cm
 30x90 / 11.8"x35.4"

↳ 0.85 cm
 30x60 / 11.8"x23.6"
 ↳ 0.77 cm
 27x42 / 10.6"x16.5"

4 FINISHES

Porcelain Tiles
 Natural
 Semi-Polished

Wall Tiles
 Glossy

Glazed Floor Tiles
 Matte

SLIP RESISTANCE

Porcelain Tiles
 Natural
 R10
 Class 2

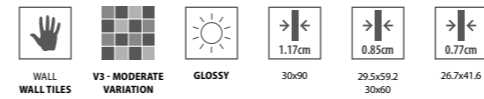


SEE IT IN YOUR ROOM!

Wall:
Natura Kalacata Grey 30x90 cm ret. R907R
 Floor:
Natura Kalacata Grey 59.2x59.2 cm ret. Semi-Polished Shine PT144SP8



Natura Kalacata 30x90 cm ret. R902R
Decor Natura Kalacata Line 30x90 cm ret. R906R



KALACATA
30x90 cm ret.

R902R | GB10



KALACATA GREY
30x90 cm ret.

R907R | GB10



DECOR KALACATA LINE m²
30x90 cm ret.

R906R^(A) | GB10



KALACATA GREY
29.5x59.2 cm ret.
30x60 cm

R819R | GB02
R819 | GA10



KALACATA
29.5x59.2 cm ret.
30x60 cm

R820R | GB02
R820 | GA10




KALACATA GREY
26.7x41.6 cm

3165 | GA08



DECOR KALACATA LINE m²
29.5x59.2 cm ret.

R823R^(A) | GB08




MOSAIC NATURA KALACATA GREY
(1.81X1.81 CM) (PIECE)
30x30x1.17 cm

DC906 | GJ39



KALACATA
26.7x41.6 cm

3160 | GA08



MOSAIC NATURA KALACATA
(1.81X1.81 CM) (PIECE)
30x30x1.17 cm

DC900 | GJ39

^(A) Random Drawing . Desenho Aleatório . Dessin Aléatoire . Wechseldes Design . Diseño Aleatorio

SPECIAL PIECES



Profile
Perfil . Profil
Profil . Perfil

2x30x1.17 cm ret. | GJ35

2x59.2x0.85 cm ret. | GJ44

2x29.5x0.85 cm ret. | GJ35

PACKING AND WEIGHT



Sizes (cm)
Dimensão . Format
Maße . Formato

30x90x1.17 ret.

29.5x59.2x0.85 ret.

30x60x0.85

26.7x41.6x0.77



Pieces
Peças . Pièces
Stück . Piezas

4

8

8

9



SQM
M²

1.080

1.400

1.460

1.000



Weight
Peso . Poids
Gewicht . Peso

21.32

19.81

20.63

13.13



Box
Caixa . Boite
Karton . Caja

40

32

32

78



SQM
M²

43.200

44.800

46.720

78.000



Weight
Peso . Poids
Gewicht . Peso

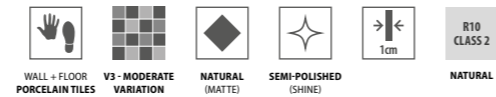
872

654

680

1044



Natura Kalacata



KALACATA
59.2x59.2 cm ret.
PT140R | GD07 PT140SPB | GD13



KALACATA GREY
59.2x59.2 cm ret.
PT144R | GD07 PT144SPB | GD13



KALACATA
45x45 cm
C430 | G110



KALACATA GREY
45x45 cm
C431 | G110

SPECIAL PIECES

Stairstep Degrau . Nez-de-Marche Stufe . Peldaño	Step Extra Fluted* Degrau Espessurado. Nez de Marche Forte Epaisseur Winkelstufe . Peldaño con Espesor	Skirting Rodapé . Plinthe Socket . Rodapié
59.2x59.2x1 cm ret. GJ42	29.5x59.2x1 cm ret. GJ58	8x59.2x1 cm ret. GJ14
45x45x0.85 cm GJ21		8x45x0.85 cm GJ03

PACKING AND WEIGHT

Sizes (cm) Dimensão . Format Maße . Formato	Pieces Peças . Pièces Stück . Piezas	SQM M ²	Weight Peso . Poids Gewicht . Peso	Box Caixa . Bolte Karton . Caja	SQM M ²	Weight Peso . Poids Gewicht . Peso
59.2x59.2x1 ret.	3	1.050	23.20	36	37.800	855
45x45x0.85	5	1.010	18.23	36	36.360	671

* Minimum of 10 pieces . Quantidade mínima de 10 peças . Quantité minimum de 10 pièces . Mindestmenge: 10 Stücke . Cantidad mínima de 10 piezas

Natura Kalacata 59.2x59.2 cm ret. Semi-Polished Shine PT140SPB



Stone



The surface structure reproduces all the veins and nuances of stone.
 O relevo superficial replica todos os veios e nuances da pedra.
 Le relief de surface reproduit toutes les veines et nuances de la pierre.
 Das oberflächliche Relief reproduziert alle Adern und Nuancen des Steins.
 El relieve superficial reproduce todos los ejes y matices de la piedra.



Aurea Light Grey 60x120 cm ret. P2002R



SEE IT IN YOUR ROOM!

Aurea

Natural elegance for modern decorations.

Elegância natural para decorações modernas.
 L'élégance naturelle pour les décorations modernes.
 Natürliche Eleganz für moderne Dekorationen.
 Elegancia natural para decoraciones modernas.

LIGHT GREY



BEIGE



TAUPE



5 FORMATS

Porcelain Tiles

→ 1.05 cm
60x120 cm / 23.6"x47.2"

→ 1 cm
60x60 / 23.6"x23.6"

→ 0.9 cm
90x90 cm / 35.4"x35.4"

Wall Tiles

→ 1.17 cm
30x90 / 11.8"x35.4"

→ 0.85 cm
30x60 / 11.8"x23.6"

3 FINISHES

Porcelain Tiles

Natural
Anti-Slip

Wall Tiles

Matte

SLIP RESISTANCE

Porcelain Tiles

Natural (60x120 / 90x90)
R10 / A+B
PTV ≥36

Natural (60x60)
R10 / A
Class 2 / PTV ≥36

Anti-Slip
R11 / A+B
Class 3 / PTV ≥36




Wall:
Aurea Beige 29.5x59.2 cm ret. R3851R
Petra Aurea Beige 7.2x30 cm R3854C7

Floor:
Aurea Beige 59.2x59.2 cm ret. Natural P6211R



Reed Aurea Beige 30x90 cm ret. R3304R



Linea Aurea Beige 30x60 cm R3857



BEIGE
60x120 cm ret.

◆
P2001R | GD13




BEIGE
59.2x59.2 cm ret.
60x60 cm

◆
P6211R | GD10 P6214R | GD11
P6211 | GC11 P6214 | GC13




BEIGE
90x90 cm ret.

◆
P7011R | GD13



MOSAIC AUREA BEIGE
(4.7X4.7 CM) (PIECE)

29.5x29.5x1 cm DC4064 | GJ30



LIGHT GREY
60x120 cm ret.

◆
P2002R | GD13




LIGHT GREY
59.2x59.2 cm ret.
60x60 cm

◆
P6212R | GD10 P6215R | GD11
P6212 | GC11 P6215 | GC13



LIGHT GREY
90x90 cm ret.

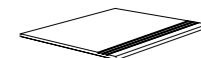
◆
P7012R | GD13



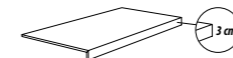
MOSAIC AUREA LIGHT GREY
(4.7X4.7 CM) (PIECE)

29.5x29.5x1 cm DC4065 | GJ30

SPECIAL PIECES



Stairstep
Degrau . Nez-de-Marche
Stufe . Peldaño
30x120x1.05 ret. | GJ55
30x90x0.9 ret. | GJ52
59.2x59.2x1 cm ret. | GJ42
29.5x59.2x1 cm ret. | GJ33
60x60x1 cm | GJ36
30x60x1 cm | GJ28



Step Extra Fluted*
Degrau Espessurado. Nez de Marche Forte Épaisseur
Winkelstufe . Peldaño con Espesor
30x120x1.05 ret. | GJ74
30x90x0.9 ret. | GJ59
29.5x59.2x1 cm ret. | GJ58

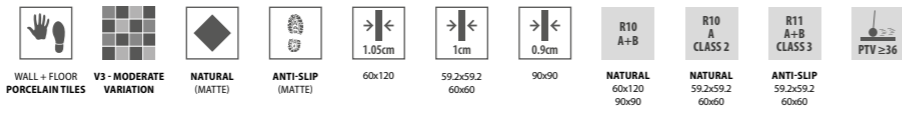


Step Extra Fluted Corner**
Degrau Espessurado de Canto. Angle Nez de Marche Forte Épaisseur
Ecke Winkelstufe . Peldaño con Espesor Angulo
30x120x1.05 ret. | GJ79
30x90x0.9 ret. | GJ76




Skirting
Rodapé . Plinthe
Sockel . Rodapié
8x120x1.05 cm ret. | GJ36
8x90x0.9 cm ret. | GJ32
8x59.2x1 cm ret. | GJ14
8x60x1 cm | GJ10

* Minimum of 10 pieces . Quantidade mínima de 10 peças . Quantité minimum de 10 pièces . Mindestmenge: 10 Stücke . Cantidad mínima de 10 piezas / ** Left - Right . Esquerdo - Direito . Gauche - Droite . Links - Rechts . Izquierdo - Derecho



TAUPE
60x120 cm ret.

◆
P2003R | GD13




TAUPE
59.2x59.2 cm ret.
60x60 cm

◆
P6213R | GD10 P6216R | GD11
P6213 | GC11 P6216 | GC13



TAUPE
90x90 cm ret.

◆
P7013R | GD13



MOSAIC AUREA TAUPE
(4.7X4.7 CM) (PIECE)
29.5x29.5x1 cm DC4066 | GJ30





Wall:
Aurea Taupe 30x90 cm ret. R3303R
Reed Aurea Taupe 30x90 cm ret. R3306R

Floor:
Aurea Taupe 90x90 cm ret. P7013R

PACKING AND WEIGHT

Sizes (cm) Dimensão . Format Maße . Formato	Pieces Peças . Pièces Stück . Piezas	SQM M ²	Weight Peso . Poids Gewicht . Peso	Box Caixa . Boite Karton . Caja	SQM M ²	Weight Peso . Poids Gewicht . Peso
90x90x0.9 ret.	2	1.620	33.00	32	51.840	1081
60x120x1.05 ret.	2	1.440	34.25	32	46.080	1121
59.2x59.2x1 ret.	3	1.050	23.20	36	37.800	855
60x60x1	3	1.080	23.78	36	38.880	876



BEIGE
30x90 cm ret. R3301R | GB10



LIGHT GREY
30x90 cm ret. R3302R | GB10




REED BEIGE ^{m²}
30x90 cm ret. R3304R | GB12



REED LIGHT GREY ^{m²}
30x90 cm ret. R3305R | GB12



BEIGE
29.5x59.2 cm ret. 30x60 cm R3851R | GB04 R3851 | GA11



LIGHT GREY
29.5x59.2 cm ret. 30x60 cm R3852R | GB04 R3852 | GA11



LINEA BEIGE ^{m²}
30x60 cm R3857 | GA14




LINEA LIGHT GREY ^{m²}
30x60 cm R3858 | GA14



PETRA BEIGE ^{m²}
7.2x30x0.85 cm R3854C7 | GA23




PETRA LIGHT GREY ^{m²}
7.2x30x0.85 cm R3855C7 | GA23



MOSAIC AUREA BEIGE (2.5X2.5CM) (PIECE) ^{m²}
29.5x29.5x0.85 cm DC2051 | GJ29



MOSAIC HEXA AUREA BEIGE (PIECE) ^{m²}
26.8x32.2x0.85 cm DC1043 | GJ38



MOSAIC AUREA LIGHT GREY (2.5X2.5CM) (PIECE) ^{m²}
29.5x29.5x0.85 cm DC2052 | GJ29



MOSAIC HEXA AUREA LIGHT GREY (PIECE) ^{m²}
26.8x32.2x0.85 cm DC1044 | GJ38



TAUPE
30x90 cm ret. R3303R | GB10



REED TAUPE ^{m²}
30x90 cm ret. R3306R | GB12




TAUPE
29.5x59.2 cm ret. 30x60 cm R3853R | GB04 R3853 | GA11



LINEA TAUPE ^{m²}
30x60 cm R3859 | GA14



PETRA TAUPE ^{m²}
7.2x30x0.85 cm R3856C7 | GA23



MOSAIC AUREA TAUPE (2.5X2.5CM) (PIECE) ^{m²}
29.5x29.5x0.85 cm DC2053 | GJ29



MOSAIC HEXA AUREA TAUPE (PIECE) ^{m²}
26.8x32.2x0.85 cm DC1045 | GJ38



SPECIAL PIECES



Profile
Perfil . Profil

2x30x1.17 cm ret. | GJ35

2x59.2x0.85 cm ret. | GJ44

2x29.5x0.85 cm ret. | GJ35

PACKING AND WEIGHT

Sizes (cm) Dimensão . Format Maße . Formato	Pieces Peças . Pièces Stück . Piezas	SQM M²	Weight Peso . Poids Gewicht . Peso	Box Caixa . Boite Karton . Caja	SQM M²	Weight Peso . Poids Gewicht . Peso
30x90x1.17 ret.	4	1.080	21.32	40	43.200	872
29.5x59.2x0.85 ret.	8	1.400	19.81	32	44.800	654
30x60x0.85	8	1.460	20.63	32	46.720	680
7.2x30x0.85 (Petra)	18	0.390	5.52	136	53.040	766



The surface structure reproduces all the veins and nuances of stone.
 O relevo superficial replica todos os veios e nuances da pedra.
 Le relief de surface reproduit toutes les veines et nuances de la pierre.
 Das oberflächliche Relief reproduziert alle Adern und Nuancen des Steins.
 El relieve superficial reproduce todos los ejes y matices de la piedra.



SEE IT IN YOUR ROOM!


Wall:
Blocks Magma Grey 30x90 cm ret. R3288R

Floor:
Magma Grey 59.2x59.2 cm ret. Natural P6203R
Magma Grey 59.2x59.2 cm ret. Anti-Slip P6207R

Magma

Comfortable and distinct spaces.

Espaços confortáveis e distintos.
 Des espaces confortables et personnels.
 Komfortable und unverwechselbare Räume.
 Espacios cómodos y diferentes.



6 FORMATS

Porcelain Tiles

→ 1 cm
 45x90 / 17.7"x35.4"
 60x60 / 23.6"x23.6"

→ 0.85 cm
 45x45 cm / 17.7"x17.7"

Wall Tiles

→ 1.17 cm
 30x90 / 11.8"x35.4"

→ 0.85 cm
 30x60 / 11.8"x23.6"

3 FINISHES

Porcelain Tiles

Natural
 Anti-Slip

Wall Tiles

Matte

SLIP RESISTANCE

Porcelain Tiles

Natural
 R10 / A+B
 Class 2 / PTV ≥36

Anti-Slip
 R11 / A+B+C
 Class 3 / PTV ≥36



Magma Sand



Magma Clay



Wall:
Magma Sand 30x90 cm ret. R3281R
Mosaic Town Magma Sand 29.5x31 cm DC1026
Mosaic Finline Nogal Coffee 33x44 cm DC1037

Floor:
Magma Clay 44.3x88.8 cm ret. Natural P9182R

Magma



SAND
44.3x88.8 cm ret.

◆
P9180R | GD13



CLAY
44.3x88.8 cm ret.

◆
P9182R | GD13




SAND
59.2x59.2 cm ret.
60x60 cm

◆
P6200R | GD09 P6204R | GD10
P6200 | GC10 P6204 | GC11



CLAY
59.2x59.2 cm ret.
60x60 cm

◆
P6202R | GD09 P6206R | GD10
P6202 | GC10 P6206 | GC11




SAND
45x45 cm

◆
PE050 | GC03




CLAY
45x45 cm

◆
PE052 | GC03



MOSAIC MAGMA SAND
(4.7x4.7 cm) (PIECE)
29.5x29.5x1 cm DC4060 | GJ32



MOSAIC MAGMA CLAY
(4.7x4.7 cm) (PIECE)
29.5x29.5x1 cm DC4062 | GJ32



Magma Clay 44.3x88.8 cm ret. Natural P9182R
Magma Sand 44.3x88.8 cm ret. Natural P9180R



Wall:
Magma Light Grey 30x90 cm ret. R3282R
Blocks Nogal Honey 30x90 cm ret. R3294R

Floor:
Magma Light Grey 44.3x88.8 ret. Natural P9181R



Magma



LIGHT GREY
44.3x88.8 cm ret.

◆
P9181R | GD13




GREY
44.3x88.8 cm ret.

◆
P9183R | GD13




LIGHT GREY
59.2x59.2 cm ret.
60x60 cm

◆ ◆
P6201R | GD09 P6205R | GD10
P6201 | GC10 P6205 | GC11




GREY
59.2x59.2 cm ret.
60x60 cm

◆ ◆
P6203R | GD09 P6207R | GD10
P6203 | GC10 P6207 | GC11




LIGHT GREY
45x45 cm

◆
PE051 | GC03



GREY
45x45 cm

◆
PE053 | GC03



MOSAIC MAGMA LIGHT GREY
(4.7X4.7 cm) (PIECE)
29.5x29.5x1 cm DC4061 | GJ32



MOSAIC MAGMA GREY
(4.7X4.7 cm) (PIECE)
29.5x29.5x1 cm DC4063 | GJ32


SPECIAL PIECES

Stairstep Degrau . Nez-de-Marche Stufe . Peldaño	Step Extra Fluted* Degrau Espessurado. Nez de Marche Forte Epaisseur Winkelstufe. Peldaño con Espesor	Skirting Rodapé . Plinthe Sockel . Rodapié
44.3x88.8x1 cm ret. GJ46	29.5x88.8x1 cm ret. GJ59	8x44.3x1 cm ret. GJ09
59.2x59.2x1 cm ret. GJ42	29.5x59.2x1 cm ret. GJ58	8x59.2x1 cm ret. GJ14
29.5x59.2x1 cm ret. GJ33		8x60x1 cm GJ10
60x60x1 cm GJ36		8x45x0.85 cm GJ07
45x45x0.85 cm GJ28		
30x60x1 cm GJ28		

Sizes (cm) Dimensão . Format Maße . Formato	Pieces Peças . Pièces Stück . Piezas	SQM M ²	Weight Peso . Poids Gewicht . Peso	Box Caixa . Bolte Karton . Caja	SQM M ²	Weight Peso . Poids Gewicht . Peso
44.3x88.8x1 ret.	2	0.787	17.72	43	33.841	782
59.2x59.2x1 ret.	3	1.050	23.20	36	37.800	855
60x60x1	3	1.080	23.78	36	38.880	876
45x45x0.85	5	1.010	19.20	36	36.360	711

* Minimum of 10 pieces . Quantidade mínima de 10 peças . Quantité minimum de 10 pièces . Mindestmenge: 10 Stücke . Cantidad mínima de 10 piezas

Magma



SAND
30x90 cm ret. R3281R | GB11



CLAY
30x90 cm ret. R3283R | GB11



BLOCKS SAND m²
30x90 cm ret. R3285R | GB14



BLOCKS CLAY m²
30x90 cm ret. R3287R | GB14



SAND
29.5x59.2 cm ret. 30x60 cm R3826R | GB04
R3826 | GA12




CLAY
29.5x59.2 cm ret. 30x60 cm R3828R | GB04
R3828 | GA12




BLOCKS SAND m²
29.5x59.2 cm ret. 30x60 cm R3836R | GB08
R3836 | GA17



BLOCKS CLAY m²
29.5x59.2 cm ret. 30x60 cm R3838R | GB08
R3838 | GA17



MOSAIC TOWN MAGMA
SAND (PIECE)
29.5x31x0.85 cm DC1026 | GJ31



MOSAIC TOWN MAGMA
CLAY (PIECE)
29.5x31x0.85 cm DC1028 | GJ31




Mosaic Town Magma Sand 29.5x31 cm DC1026




Blocks Magma Clay 30x90 cm ret. R3287R



Magma Grey 29.5x59.2 cm ret. R3829R




LIGHT GREY
30x90 cm ret. R3282R | GB11



GREY
30x90 cm ret. R3284R | GB11



BLOCKS LIGHT GREY m²
30x90 cm ret. R3286R | GB14



BLOCKS GREY m²
30x90 cm ret. R3288R | GB14




LIGHT GREY
29.5x59.2 cm ret. 30x60 cm R3827R | GB04
R3827 | GA12




GREY
29.5x59.2 cm ret. 30x60 cm R3829R | GB04
R3829 | GA12



BLOCKS LIGHT GREY m²
29.5x59.2 cm ret. 30x60 cm R3837R | GB08
R3837 | GA17



BLOCKS GREY m²
29.5x59.2 cm ret. 30x60 cm R3839R | GB08
R3839 | GA17



MOSAIC TOWN MAGMA
LIGHT GREY (PIECE)
29.5x31x0.85 cm DC1027 | GJ31



MOSAIC TOWN MAGMA
GREY (PIECE)
29.5x31x0.85 cm DC1029 | GJ31

SPECIAL PIECES



Profile

Perfil . Profil
Profil . Perfil

2x30x1.17 cm ret. | GJ35

2x59.2x0.85 cm ret. | GJ44

2x29.5x0.85 cm ret. | GJ35

PACKING & WEIGHT



Sizes (cm) Dimensão . Format Maße . Formato	Pieces Peças . Pièces Stück . Piezas	SQM M²	Weight Peso . Poids Gewicht . Peso	Box Caixa . Boite Karton . Caja	SQM M²	Weight Peso . Poids Gewicht . Peso
---	--	-----------	--	---------------------------------------	-----------	--

30x90x1.17 ret.	4	1.080	21.32	40	43.200	872
-----------------	---	-------	-------	----	--------	-----

29.5x59.2x0.85 ret.	8	1.400	19.81	32	44.800	654
---------------------	---	-------	-------	----	--------	-----

30x60x0.85	8	1.460	20.63	32	46.720	680
------------	---	-------	-------	----	--------	-----

Pure Travertine

Modern visual effect in a timeless product.


Visual moderno num material intemporal.
 Vision moderne d'un matériau intemporel.
 Moderner Look in zeitlosem Material.
 Aspecto moderno en un material atemporal.



IVORY



BEIGE



GREY



4 FORMATS

Porcelain Tiles

→ 1 cm
 45x90 / 17.7"x35.4"
 60x60 / 23.6"x23.6"

→ 0.85 cm
 30x60 / 11.8"x23.6"

Wall Tiles

→ 1.17 cm
 30x90 / 11.8"x35.4"

→ 0.85 cm
 30x60 / 11.8"x23.6"

5 FINISHES

Porcelain Tiles

Natural
 Polished
 Anti-Slip

Wall Tiles

Matte
 Glossy

SLIP RESISTANCE

Porcelain Tiles

Natural
 R9 / A+B
 Class 2 / PTV ≥36

Anti-Slip
 R11 / A+B+C
 Class 3 / PTV ≥36

Wall:
 Groove Pure Travertine Ivory 30x90 cm ret. Matte R3264R
 Pure Travertine Ivory 30x90 cm ret. Matte R3255R

Floor:
 Pure Travertine Ivory 44.3x88.8 cm ret. Natural P9155R



SEE IT IN YOUR ROOM!

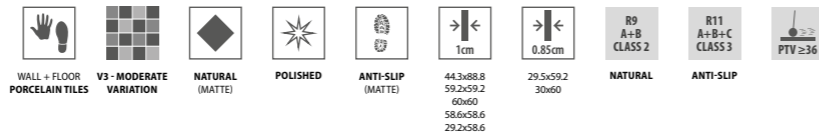


Pure Travertine Ivory



Pure Travertine Ivory 44.3x88.8 cm ret. Natural P9155R
Mosaic Half Hexa Pure Travertine Ivory 29.2x35.1 cm Matte DC3504

Pure Travertine



IVORY
44.3x88.8 cm ret.

P9155R | GD11 P9158PG | GD18



BEIGE
44.3x88.8 cm ret.

P9156R | GD11 P9159PG | GD18



IVORY
58.6x58.6 cm ret.
59.2x59.2 cm ret.
60x60 cm

P6155R | GD09 P6164R | GD10
P6155 | GC10 P6164 | GC12


P6167PG | GD19



BEIGE
58.6x58.6 cm ret.
59.2x59.2 cm ret.
60x60 cm

P6156R | GD09 P6165R | GD10
P6156 | GC10 P6165 | GC12

P6168PG | GD19




IVORY
29.2x58.6 cm ret.
29.5x59.2 cm ret.
30x60 cm

P3111R | GD06 P6167PGC | GD19
P3111 | GC06



BEIGE
29.2x58.6 cm ret.
29.5x59.2 cm ret.
30x60 cm

P3112R | GD06 P6168PGC | GD19
P3112 | GC06



MOSAIC PURE TRAVERTINE IVORY
(4.7X4.7 CM) (PIECE)
29.5x29.5x0.85 cm DC4045 | GJ32



MOSAIC PURE TRAVERTINE BEIGE
(4.7X4.7 CM) (PIECE)
29.5x29.5x0.85 cm DC4046 | GJ32



Pure Travertine Beige 59.2x59.2 cm ret. Anti-Slip P6165R



Wall:
Pure Travertine Grey 30x90 cm ret. Glossy R3263R
Mosaic Pure Travertine Grey 29.5x29.5 cm Glossy DC2047

Floor:
Pure Travertine Grey 44.3x88.8 cm ret. Polished P9160PG

- WALL + FLOOR
PORCELAIN TILES
- V3 - MODERATE VARIATION
- NATURAL (MATTE)
- POLISHED
- ANTI-SLIP (MATTE)
- 1cm
- 0.85cm
- R9 A+B CLASS 2
- R11 A+B+C CLASS 3
- PTV ≥36


Pure Travertine



GREY
 44.3x88.8 cm ret. P9157R | GD11 P9160PG | GD18



GREY
 58.6x58.6 cm ret. P6157R | GD09 P6166R | GD10 P6169PG | GD19
 59.2x59.2 cm ret. P6157 | GC10 P6166 | GC12
 60x60 cm



GREY
 29.2x58.6 cm ret. P6169PGC | GD19
 29.5x59.2 cm ret. P3113R | GD06
 30x60 cm P3113 | GC06



MOSAIC PURE TRAVERTINE GREY
 (4.7X4.7 CM) (PIECE)
 29.5x29.5x0.85 cm DC4047 | GJ32



Pure Travertine Grey 58.6x58.6 cm ret. Polished P6169PG

SPECIAL PIECES

Stairstep Degrau . Nez-de-Marche Stufe . Peldaño	Step Extra Fluted* Degrau Espesurado. Nez de Marche Forte Épaisseur Winkelstufe . Peldaño con Espesor	Skirting Rodapé . Plinthe Sockel . Rodapié
44.3x88.8x1 cm ret. GJ46	29.5x88.8x1 cm ret. GJ59	8x44.3x1 cm ret. GJ09
59.2x59.2x1 cm ret. GJ42	29.5x59.2x1 cm ret. GJ58	8x59.2x1 cm ret. GJ14
58.6x58.6x1 cm ret. GJ42	29.5x59.2x0.85 cm ret. GJ58	8x58.6x1 cm ret. GJ14
29.5x59.2x1 cm ret. GJ33	29.2x58.6x1 cm ret. GJ58	8x60x1 cm GJ10
29.5x59.2x0.85 cm ret. GJ30		

SPECIAL PIECES

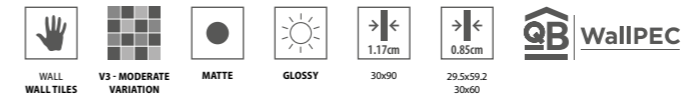
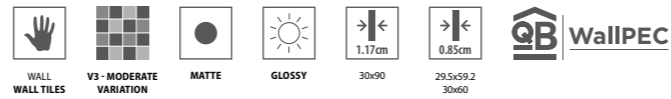
Stairstep Degrau . Nez-de-Marche Stufe . Peldaño	Step Extra Fluted* Degrau Espesurado. Nez de Marche Forte Épaisseur Winkelstufe . Peldaño con Espesor	Skirting Rodapé . Plinthe Sockel . Rodapié
29.2x58.6x1 cm ret. GJ33		8x60x0.85 cm GJ10
60x60x1 cm GJ36		
30x60x1 cm GJ28		
30x60x0.85 cm GJ24		

* Minimum of 10 pieces . Quantidade mínima de 10 peças . Quantitè minimum de 10 piéces . Mindestmenge: 10 Stücke . Cantidad mínima de 10 piezas

PACKING AND WEIGHT

Sizes (cm) Dimensão . Format Maße . Formato	Pieces Peças . Piéces Stück . Piezas	SQM M²	Weight Peso . Poids Gewicht . Peso	Box Caixa . Boite Karton . Caja	SQM M²	Weight Peso . Poids Gewicht . Peso
44.3x88.8x1 ret.	2	0.787	17.72	43	33.841	782
59.2x59.2x1 ret.	3	1.050	23.20	36	37.800	855
58.6x58.6x1 ret.	3	1.030	22.70	36	37.080	837
29.5x59.2x0.85 ret.	7	1.220	22.60	40	48.800	924
29.2x58.6x1 ret.	6	1.030	22.50	32	32.960	740
60x60x1	3	1.080	23.78	36	38.880	876
30x60x0.85	7	1.260	23.40	40	50.400	956

Pure Travertine



Pure Travertine



IVORY
30x90 cm ret. R3255R | GB10 R3261R | GB10



BEIGE
30x90 cm ret. R3256R | GB10 R3262R | GB10



GREY
30x90 cm ret. R3257R | GB10 R3263R | GB10



GROOVE IVORY m²
30x90 cm ret. R3264R | GB11



GROOVE BEIGE m²
30x90 cm ret. R3265R | GB11



GROOVE GREY m²
30x90 cm ret. R3266R | GB11



IVORY
29.5x59.2 cm ret. R3804R | GB01 R3801R | GB01
30x60 cm R3804 | GA09 R3801 | GA09



BEIGE
29.5x59.2 cm ret. R3805R | GB01 R3802R | GB01
30x60 cm R3805 | GA09 R3802 | GA09



GREY
29.5x59.2 cm ret. R3806R | GB01 R3803R | GB01
30x60 cm R3806 | GA09 R3803 | GA09




GROOVE IVORY m²
29.5x59.2 cm ret. R3807R | GB02
30x60 cm R3807 | GA11



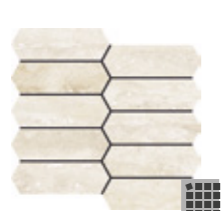
GROOVE BEIGE m²
29.5x59.2 cm ret. R3808R | GB02
30x60 cm R3808 | GA11




GROOVE GREY m²
29.5x59.2 cm ret. R3809R | GB02
30x60 cm R3809 | GA11




MOSAIC PURE TRAVERTINE IVORY
(2.5X2.5 CM) (PIECE)
29.5x29.5x0.85 cm DC2042 | GJ30 DC2045 | GJ30




MOSAIC PICKET PURE TRAVERTINE IVORY (PIECE)
26.5x27.8x0.85 cm DC3604 | GJ46 DC3601 | GJ46




MOSAIC PURE TRAVERTINE BEIGE
(2.5X2.5 CM) (PIECE)
29.5x29.5x0.85 cm DC2043 | GJ30 DC2046 | GJ30



MOSAIC PICKET PURE TRAVERTINE BEIGE (PIECE)
26.5x27.8x0.85 cm DC3605 | GJ46 DC3602 | GJ46



MOSAIC PURE TRAVERTINE GREY
(2.5X2.5 CM) (PIECE)
29.5x29.5x0.85 cm DC2044 | GJ30 DC2047 | GJ30



MOSAIC PICKET PURE TRAVERTINE GREY (PIECE)
26.5x27.8x0.85 cm DC3606 | GJ46 DC3603 | GJ46



MOSAIC HALF HEXA PURE TRAVERTINE IVORY (PIECE)
29.2x35.1x0.85 cm DC3504 | GJ39 DC3501 | GJ39



MOSAIC HALF HEXA PURE TRAVERTINE BEIGE (PIECE)
29.2x35.1x0.85 cm DC3505 | GJ39 DC3502 | GJ39



MOSAIC HALF HEXA PURE TRAVERTINE GREY (PIECE)
29.2x35.1x0.85 cm DC3506 | GJ39 DC3503 | GJ39

PACKING AND WEIGHT

Dimensions - Format Maße - Formato	Pieces Peças - Pièces Stück - Piezas	SQM M ²	Weight Peso - Poids Gewicht - Peso	Box Caixa - Boîte Karton - Caja	SQM M ²	Weight Peso - Poids Gewicht - Peso
30x90x1.17 ret.	4	1.080	21.32	40	43.200	872
29.5x59.2x0.85 ret.	8	1.400	19.81	32	44.800	654
30x60x0.85	8	1.460	20.63	32	46.720	680

SPECIAL PIECES



Profile
Perfil - Profil
Profil - Perfil

2x30x1.17 cm ret. | GJ35
2x59.2x0.85 cm ret. | GJ44
2x29.5x0.85 cm ret. | GJ35

Stone Age

The soul of natural stone in captivating harmony.

A alma natural da pedra numa harmonia envolvente.
L'âme de la pierre naturelle dans une harmonie enveloppante.
Die Seele des Natursteins in fesselnder Harmonie.
El alma natural de la piedra en una armonía envolvente.



WHITE



GREIGE



GREY



ANTHRACITE



6 FORMATS

Porcelain Tiles

→ 1 cm
45x90 / 17.7"x35.4"
60x60 / 23.6"x23.6"
7x30 / 2.8"x11.8"

→ 0.85 cm
30x60 / 11.8"x23.6"

Wall Tiles

→ 1.17 cm
30x90 / 11.8"x35.4"

→ 0.85 cm
30x60 / 11.8"x23.6"

Glazed Floor Tiles

→ 0.6 cm
Mos. 10x10 cm / 3.9"x3.9"

6 FINISHES

Porcelain Tiles

Natural
Honed
Polished
Anti-Slip

Wall Tiles

Satin
Glossy

Glazed Floor Tiles

Natural

SLIP RESISTANCE

Porcelain Tiles

Natural
R10 / A+B
Class 2 / PTV ≥36

Anti-Slip
R11 / A+B+C
Class 3 / PTV ≥36

Glazed Floor Tiles

Natural
R10 / A+B

Wall:
Mosaic Stone Age Grey 29.5x29.5 cm Honed DC4043
Stone Age Anthracite 30x90 cm ret. Satin R324R

Floor:
Stone Age Grey 44.3x88.8 cm ret. Honed P9153PM



SEE IT IN YOUR ROOM!



Wall:
Stone Age White 29.5x59.2 cm ret. Satin R3785R
Mosaic Stone Age White 29.5x29.5 cm Satin DC2031
Sawn Stone Age White 29.5x59.2 cm ret. Satin R3791R

Floor:
Stone Age White 58.6x58.6 cm ret. Honed P6161PM



Wall: Sawn Stone Age Greige 30x90 cm ret. Satin R3246R

Floor: Stone Age Greige 58.6x58.6 cm ret. Honed P6162PM



WHITE
44.3x88.8 cm ret. P9145R | GD13 P9151PM | GD22 P9151PG | GD22




GREIGE
44.3x88.8 cm ret. P9146R | GD13 P9152PM | GD22 P9152PG | GD22




WHITE
58.6x58.6 cm ret. P6135R | GD12 P6145R | GD13 P6145 | GC15
59.2x59.2 cm ret. P6135 | GC14
60x60 cm



GREIGE
58.6x58.6 cm ret. P6162PM | GD19 P6162PG | GD19
59.2x59.2 cm ret. P6136R | GD12 P6146R | GD13 P6146 | GC15
60x60 cm P6136 | GC14



WHITE
29.2x58.6 cm ret. P6161PMC | GD19 P6161PGC | GD19
29.5x59.2 cm ret. P3106R | GD09
30x60 cm P3106 | GC10



GREIGE
29.2x58.6 cm ret. P6162PMC | GD19 P6162PGC | GD19
29.5x59.2 cm ret. P3107R | GD09
30x60 cm P3107 | GC10




WHITE
7.2x29.5 cm P6135C7 | GD17



GREIGE
7.2x29.5 cm P6136C7 | GD17

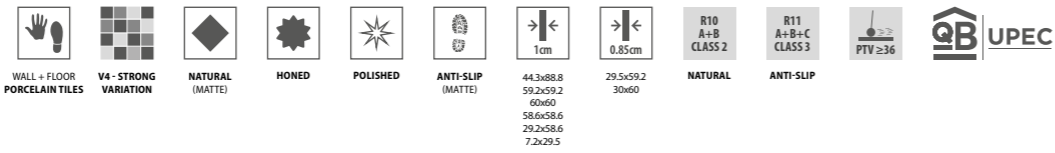


MOSAIC STONE AGE WHITE
(4.7X4.7 CM) (PIECE)
29.5x29.5x0.85 cm DC4036 | GJ32
29.5x29.5x1 cm DC4041 | GJ35



MOSAIC STONE AGE GREIGE
(4.7X4.7 CM) (PIECE)
29.5x29.5x0.85 cm DC4037 | GJ32
29.5x29.5x1 cm DC4042 | GJ35


Stone Age



GREY
44.3x88.8 cm ret.
P9147R | GD13 P9153PM | GD22 P9153PG | GD22



ANTHRACITE
44.3x88.8 cm ret.
P9148R | GD13



GREY
58.6x58.6 cm ret.
59.2x59.2 cm ret.
60x60 cm
P6137R | GD12 P6147R | GD13
P6137 | GC14 P6147 | GC15
P6163PM | GD19 P6163PG | GD19



ANTHRACITE
59.2x59.2 cm ret.
60x60 cm
P6138R | GD12 P6148R | GD13
P6138 | GC14 P6148 | GC15



GREY
29.2x58.6 cm ret.
29.5x59.2 cm ret.
30x60 cm
P3108R | GD09
P3108 | GC10
P6163PMC | GD19 P6163PGC | GD19




ANTHRACITE
29.5x59.2 cm ret.
30x60 cm
P3109R | GD09
P3109 | GC10




GREY
7.2x29.5 cm
P6137C7 | GD17



ANTHRACITE
7.2x29.5 cm
P6138C7 | GD17



MOSAIC STONE AGE GREY
(4.7X4.7 CM) (PIECE)
29.5x29.5x0.85 cm
29.5x29.5x1 cm
DC4038 | GJ32
DC4043 | GJ35



MOSAIC STONE AGE ANTHRACITE
(4.7X4.7 CM) (PIECE)
29.5x29.5x0.85 cm
DC4039 | GJ32



Wall:
Sawn Stone Age Grey 30x90 cm ret. Satin R3247R

Floor:
Stone Age Anthracite 44.3x88.8 cm ret. Natural P9148R

SPECIAL PIECES

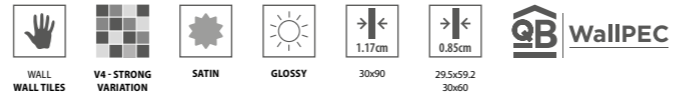
Stairstep Degrau, Nez-de-Marche Stufe, Peldaño	Step Extra Fluted* Degrau Espessurado, Nez de Marche Forte Épaisseur Winkelstufe, Peldaño con Espesor	Skirting Rodapé, Plinthe Sockel, Rodapié
44.3x88.8x1 cm ret. GJ46	29.5x88.8x1 cm ret. GJ59	8x44.3x1 cm ret. GJ09
59.2x59.2x1 cm ret. GJ42	29.5x59.2x1 cm ret. GJ58	8x59.2x1 cm ret. GJ14
58.6x58.6x1 cm ret. GJ42	29.5x59.2x0.85 cm ret. GJ58	8x58.6x1 cm ret. GJ14
29.5x59.2x1 cm ret. GJ33	29.2x58.6x1 cm ret. GJ58	8x60x1 cm GJ10
29.5x59.2x0.85 cm ret. GJ30		
29.2x58.6x1 cm ret. GJ33		
60x60x1 cm GJ36		
30x60x1 cm GJ28		
30x60x0.85 cm GJ24		

PACKING AND WEIGHT

Sizes (cm) Dimensão, Format Maße, Formato	Pieces Peças, Pieças Stück, Piezas	SQM M ²	Weight Peso, Poids Gewicht, Peso	Box Caixa, Boîte Karton, Caja	SQM M ²	Weight Peso, Poids Gewicht, Peso
44.3x88.8x1 ret.	2	0.787	17.72	43	33.841	782
59.2x59.2x1 ret.	3	1.050	23.20	36	37.800	855
58.6x58.6x1 ret.	3	1.030	22.70	36	37.080	837
29.5x59.2x0.85 ret.	7	1.220	22.60	40	48.800	924
29.2x58.6x1 ret.	6	1.030	22.50	32	32.960	740
60x60x1	3	1.080	23.78	36	38.880	876
30x60x0.85	7	1.260	23.40	40	50.400	956
7.2x29.5x1	18	0.383	8.65	98	37.534	870

* Minimum of 10 pieces. Quantidade mínima de 10 peças. Quantité minimum de 10 pièces. Mindestmenge: 10 Stücke. Cantidad mínima de 10 piezas

Stone Age



WHITE
30x90 cm ret. R3241R | GB11 R3251R | GB11



GREIGE
30x90 cm ret. R3242R | GB11 R3252R | GB11



SAWN WHITE m²
30x90 cm ret. R3245R | GB14



SAWN GREIGE m²
30x90 cm ret. R3246R | GB14



WHITE
29.5x59.2 cm ret. 30x60 cm R3785R | GB07 R3795R | GB07 R3785 | GA15 R3795 | GA15




GREIGE
29.5x59.2 cm ret. 30x60 cm R3786R | GB07 R3796R | GB07 R3786 | GA15 R3796 | GA15



SAWN WHITE m²
29.5x59.2 cm ret. 30x60 cm R3791R | GB09 R3791 | GA18




SAWN GREIGE m²
29.5x59.2 cm ret. 30x60 cm R3792R | GB09 R3792 | GA18



MOSAIC STONE AGE WHITE
(2.5X2.5 CM) (PIECE) DC2031 | GJ35
29.5x29.5x0.85 cm DC2035 | GJ35



MOSAIC BRICK STONE AGE WHITE
(2.8X6.5 CM) (PIECE) DC3001 | GJ35
25.9x28.9x0.85 cm DC3005 | GJ35



MOSAIC STONE AGE GREIGE
(2.5X2.5 CM) (PIECE) DC2032 | GJ35
29.5x29.5x0.85 cm DC2036 | GJ35



MOSAIC BRICK STONE AGE GREIGE
(2.8X6.5 CM) (PIECE) DC3002 | GJ35
25.9x28.9x0.85 cm DC3006 | GJ35



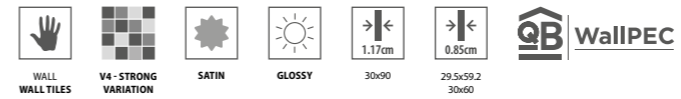
Wall:
Stone Age Greige 30x90 cm ret. Glossy R3252R
Mosaic Stone Age Greige 29.5x29.5 cm Glossy DC2036

Floor:
Stone Age Greige 44.3x88.8 cm ret. Polished P9152PG



Wall:
Sawn Stone Age White 30x90 cm ret. Satin R3245R
Stone Age Grey 30x90 cm ret. Satin R3243R


Floor:
Stone Age Grey 59.2x59.2 cm ret. Natural P6137R



Stone Age




GREY
30x90 cm ret. R3243R | GB11 R3253R | GB11




ANTHRACITE
30x90 cm ret. R3244R | GB11 R3254R | GB11



SAWN GREY m²
30x90 cm ret. R3247R | GB14



SAWN ANTHRACITE m²
30x90 cm ret. R3248R | GB14



GREY
29.5x59.2 cm ret. 30x60 cm R3787R | GB07 R3797R | GB07 R3787 | GA15 R3797 | GA15




ANTHRACITE
29.5x59.2 cm ret. 30x60 cm R3788R | GB07 R3798R | GB07 R3788 | GA15 R3798 | GA15



SAWN GREY m²
29.5x59.2 cm ret. 30x60 cm R3793R | GB09 R3793 | GA18




SAWN ANTHRACITE m²
29.5x59.2 cm ret. 30x60 cm R3794R | GB09 R3794 | GA18



MOSAIC STONE AGE GREY (2.5X2.5 CM) (PIECE)
29.5x29.5x0.85 cm DC2033 | GJ35



MOSAIC BRICK STONE AGE GREY (2.8X6.5 CM) (PIECE)
25.9x28.9x0.85 cm DC3003 | GJ35



MOSAIC STONE AGE ANTHRACITE (2.5X2.5 CM) (PIECE)
29.5x29.5x0.85 cm DC2034 | GJ35



MOS. BRICK STONE AGE ANTHRACITE (2.8X6.5 CM) (PIECE)
25.9x28.9x0.85 cm DC3004 | GJ35

29.5x29.5x0.85 cm DC2037 | GJ35

25.9x28.9x0.85 cm DC3007 | GJ35

29.5x29.5x0.85 cm DC2038 | GJ35

25.9x28.9x0.85 cm DC3008 | GJ35

SPECIAL PIECES



Profile	Perfil . Profil	Profil . Perfil
2x30x1.17 cm ret. GJ35		
2x59.2x0.85 cm ret. GJ44		
2x29.5x0.85 cm ret. GJ35		

PACKING AND WEIGHT

Size (cm)	Pieces	SQM	Weight	Box	SQM	Weight
Dimensão . Format	Peças . Pièces	M²	Peso . Poids	Caixa . Boite	M²	Peso . Poids
Maße . Formato	Stück . Piezas		Gewicht . Peso	Karton . Caja		Gewicht . Peso
30x90x1.17 ret.	4	1.080	21.32	40	43.200	872
29.5x59.2x0.85 ret.	8	1.400	19.81	32	44.800	654
30x60x0.85	8	1.460	20.63	32	46.720	680



- WALL + FLOOR
GLAZED FLOOR TILES
- V4 - STRONG
VARIATION
- NATURAL
(MATTE)
- 10x10
- R10
A+B

Stone Age



WHITE
10x10 cm
KR1005 | GI21



GREIGE
10x10 cm
KR1006 | GI21



GREY
10x10 cm
KR1007 | GI21



ANTHRACITE
10x10 cm
KR1008 | GI21

PACKING AND WEIGHT

Sizes (cm) Dimensão . Format Maße . Formato	Pieces Peças . Pièces Stück . Piezas	SQM M²	Weight Peso . Poids Gewicht . Peso	Box Caixa . Bolte Karton . Caja	SQM M²	Weight Peso . Poids Gewicht . Peso
10x10x0.6	99	1,000	11,50	48	48,000	572



Wall:
Stone Age White 29.5x59.2 cm ret. Satin R3785R
Sawn Stone Age White 29.5x59.2 cm ret. Satin R3791R

Floor:
Stone Age White 10x10 cm Natural KR1005
Stone Age White 58.6x58.6 cm ret. Honed P6161PM

Stone Age Grey 10x10 cm Natural KR1007

Piazen

Natural elegance of the Piasentina stone with a contemporary touch.

Elegância natural da pedra Piasentina com um toque contemporâneo.
L'élégance naturelle de la pierre Piasentina avec une touche contemporaine.
Natürliche Eleganz aus Piasentina-Stein mit einem zeitgemäßen Touch.
Elegancia natural de la piedra Piasentina con un toque contemporáneo.



PEARL



IVORY



OYSTER



ASH



SAND



CLAY



IRON



COAL



5 FORMATS

Porcelain Tiles

→ 1 cm
60x60 / 23.6"x23.6"

→ 0.85 cm
30x60 / 11.8"x23.6"

Glazed Floor Tiles

→ 0.85 cm
20x20 cm / 7.9"x7.9"

Wall Tiles

→ 1.17 cm
30x90 / 11.8"x35.4"

→ 0.85 cm
30x60 / 11.8"x23.6"

→ 0.6 cm
Mos. 10x10 cm / 3.9"x3.9"

6 FINISHES

Porcelain Tiles

Natural

Wall Tiles

Matte

Glazed Floor Tiles

Matte
Bush-Hammered

SLIP RESISTANCE

Porcelain Tiles

Natural
R10 / A+B
Class 1 / PTV ≥36

Glazed Floor Tiles

Matte
R10 / A
Class 1

Bush-Hammered
R11
A+B+C



SEE IT IN YOUR ROOM!

Wall:
Piazen Ivory 30x90 cm ret. R3157R
Piazen Pearl 30x90 cm ret. R3156R
Cubic Piazen Ivory 30x90 cm ret. R3161R

Floor:
Piazen Clay 59.2x59.2 cm Natural P6073R



Piazen Iron 59.2x59.2 cm ret. Natural P6072R



Cubic Piazen Ash 30x90 cm ret. R3163R



Piazen Coal 59.2x59.2 cm ret. Natural P6074R


Piazen



SAND
59.2x59.2 cm ret.
60x60 cm
P6071R | GD12
P6071 | GC14



CLAY
59.2x59.2 cm ret.
60x60 cm
P6073R | GD12
P6073 | GC14



SAND
29.5x59.2 cm ret.
30x60 cm
P3061R | GD09
P3061 | GC10



MOSAIC PIAZEN SAND
(4.7X4.7 cm) (PIECE)
29.5x29.5x0.85 cm
DC977 | GJ32




CLAY
29.5x59.2 cm ret.
30x60 cm
P3063R | GD09
P3063 | GC10



MOSAIC PIAZEN CLAY
(4.7X4.7 cm) (PIECE)
29.5x29.5x0.85 cm
DC979 | GJ32



IRON
59.2x59.2 cm ret.
60x60 cm
P6072R | GD12
P6072 | GC14




COAL
59.2x59.2 cm ret.
60x60 cm
P6074R | GD12
P6074 | GC14




IRON
29.5x59.2 cm ret.
30x60 cm
P3062R | GD09
P3062 | GC10



MOSAIC PIAZEN IRON
(4.7X4.7 cm) (PIECE)
29.5x29.5x0.85 cm
DC978 | GJ32



COAL
29.5x59.2 cm ret.
30x60 cm
P3064R | GD09
P3064 | GC10



MOSAIC PIAZEN COAL
(4.7X4.7 cm) (PIECE)
29.5x29.5x0.85 cm
DC980 | GJ32



Piazen Clay 59.2x59.2 cm Natural P6073R

SPECIAL PIECES

Stairstep Degrau . Nez-de-Marche Stufe . Peldaño	Step Extra Fluted* Degrau Espessurado . Nez de Marche Forte Epaisseur Winkelstufe . Peldaño con Espesor	Skirting Rodapé . Plinthe Socket . Rodapié
59.2x59.2x1 cm ret. GJ42	29.5x59.2x1 cm ret. GJ58	8x59.2x1 cm ret. GJ14
29.5x59.2x1 cm ret. GJ33	29.5x59.2x0.85 cm ret. GJ58	8x60x1 cm GJ10
29.5x59.2x0.85 cm ret. GJ30		
60x60x1 cm GJ36		
30x60x1 cm GJ28		
30x60x0.85 cm GJ24		

PACKING AND WEIGHT


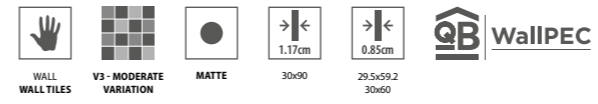
Sizes (cm) Dimensão . Format Maße . Formato	Pieces Peças . Pièces Stück . Piezas	SQM M²	Weight Peso . Poids Gewicht . Peso	Box Caixa . Bolte Karton . Caja	SQM M²	Weight Peso . Poids Gewicht . Peso
59.2x59.2x1 ret.	3	1.050	23.20	36	37.800	855
29.5x59.2x0.85 ret.	7	1.220	22.60	40	48.800	924
60x60x1	3	1.080	23.78	36	38.880	876
30x60x0.85	7	1.260	23.40	40	50.400	956

* Minimum of 10 pieces . Quantidade mínima de 10 peças . Quantité minimum de 10 pièces . Mindestmenge: 10 Stücke . Cantidad mínima de 10 piezas



Wall:
Cubic Piazzen Pearl 30x90 cm ret. R3160R

Floor:
Piazzen Sand 59.2x59.2 cm ret. Natural P6071R



PEARL
30x90 cm ret. R3156R | GB11



IVORY
30x90 cm ret. R3157R | GB11




PIAZZEN CUBIC PEARL m²
30x90 cm ret. R3160R | GB14



PIAZZEN CUBIC IVORY m²
30x90 cm ret. R3161R | GB14



PEARL
29.5x59.2 cm ret. 30x60 cm R3656R | GB05
R3656 | GA13




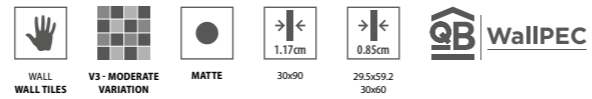
IVORY
29.5x59.2 cm ret. 30x60 cm R3657R | GB05
R3657 | GA13



PIAZZEN CUBIC PEARL m²
30x60 cm R3661 | GA16




PIAZZEN CUBIC IVORY m²
30x60 cm R3662 | GA16



OYSTER
30x90 cm ret.

R3158R | GB11




ASH
30x90 cm ret.

R3159R | GB11




PIAZEN CUBIC OYSTER m²
30x90 cm ret.

R3162R | GB14




PIAZEN CUBIC ASH m²
30x90 cm ret.

R3163R | GB14



OYSTER
29.5x59.2 cm ret.
30x60 cm

R3658R | GB05
R3658 | GA13



ASH
29.5x59.2 cm ret.
30x60 cm

R3659R | GB05
R3659 | GA13



PIAZEN CUBIC OYSTER m²
30x60 cm

R3663 | GA16



PIAZEN CUBIC ASH m²
30x60 cm

R3664 | GA16

SPECIAL PIECES



Profile
Perfil . Profil
Profil . Perfil

2x30x1.17 cm ret. GJ35
2x59.2x0.85 cm ret. GJ44
2x29.5x0.85 cm ret. GJ35

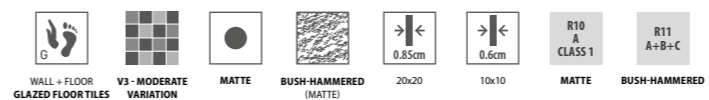
PACKING AND WEIGHT

Sizes (cm) Dimensão . Format Maße . Formato	Pieces Peças . Pièces Stück . Piezas	SQM M²	Weight Peso . Poids Gewicht . Peso	Box Caixa . Boite Karton . Caja	SQM M²	Weight Peso . Poids Gewicht . Peso
30x90x1.17 ret.	4	1.080	21.32	40	43.200	872
29.5x59.2x0.85 ret.	8	1.400	19.81	32	44.800	654
30x60x0.85	8	1.460	20.63	32	46.720	680



Wall:
Piazen Oyster 30x60 cm R3658
Cubic Piazen Ash 30x60 cm R3664


Floor:
Piazen Coal 60x60 cm Natural P6074



Wall:
Piazen Ash 30x60 cm R3659

Shower:
Piazen Iron 10x10 cm Mate KR1003

Floor:
Piazen Iron 20x20 cm Mate PH56



SAND 10x10 cm KR1001 GI20	CLAY 10x10 cm KR1002 GI20	IRON 10x10 cm KR1003 GI20	COAL 10x10 cm KR1004 GI20
SAND 20x20 cm PH55 GI09	CLAY 20x20 cm PH57 GI09	IRON 20x20 cm PH56 GI09	COAL 20x20 cm PH58 GI09
SAND 20x20 cm PH46 GI10	CLAY 20x20 cm PH48 GI10	IRON 20x20 cm PH47 GI10	COAL 20x20 cm PH49 GI10

SPECIAL PIECES



Skirting
Rodapé, Plinthe
Sockel, Rodapié

8x20x0.85 cm | GI01

PACKING AND WEIGHT



Sizes (cm) Dimensão, Format Maße, Formato	Pieces Peças, Pièces Stück, Piezas	SQM M ²	Weight Peso, Poids Gewicht, Peso	Box Caixa, Boite Karton, Caja	SQM M ²	Weight Peso, Poids Gewicht, Peso
---	--	-----------------------	--	-------------------------------------	-----------------------	--

20x20x0.85	20	0.800	14.44	72	57.600	1060
10x10x0.6	99	1.000	11.50	48	48.000	572



Eternal Stone

Organic sophistication.

Sofisticação orgânica.
Raffinement de la matière.
Organische Raffinesse.
Sofisticación orgánica.

WHITE



BEIGE



GREY



3 FORMATS

Wall Tiles

→ 0.85 cm
30x60 / 11.8"x23.6"

→ 0.77 cm
27x42 / 10.6"x16.5"

Glazed Floor Tiles

→ 0.85 cm
45x45 cm / 17.7"x17.7"

1 FINISH

Wall Tiles

Matte

Glazed Floor Tiles

Matte

SLIP RESISTANCE

Glazed Floor Tiles

Matte
R9 / A
Class 1



SEE IT IN YOUR ROOM!


Wall:
Talisman Eternal Stone White 30x60 cm R3814
Eternal Stone White 30x60 cm R3811

Floor:
Eternal Stone Grey 45x45 cm C467



Wall:
Talisman Eternal Stone Beige 30x60 cm R3815
Eternal Stone Beige 30x60 cm R3812

Floor:
Eternal Stone Beige 45x45 cm C466




Wall:
Talisman Eternal Stone Grey 30x60 cm R3816
Eternal Stone Grey 30x60 cm R3813


Floor:
Eternal Stone Grey 45x45 cm C467




Eternal Stone



WHITE
30x60 cm
R3811 | GA09




BEIGE
30x60 cm
R3812 | GA09



GREY
30x60 cm
R3813 | GA09



TALISMAN WHITE m²
30x60 cm
R3814 | GA12




TALISMAN BEIGE m²
30x60 cm
R3815 | GA12



TALISMAN GREY m²
30x60 cm
R3816 | GA12



WHITE
26.7x41.6 cm
R2751 | GA05



BEIGE
26.7x41.6 cm
R2752 | GA05



GREY
26.7x41.6 cm
R2753 | GA05




TALISMAN WHITE m²
26.7x41.6 cm
R2754 | GA08



TALISMAN BEIGE m²
26.7x41.6 cm
R2755 | GA08




TALISMAN GREY m²
26.7x41.6 cm
R2756 | GA08



WHITE
45x45 cm
C465 | G108

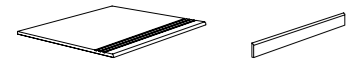


BEIGE
45x45 cm
C466 | G108



GREY
45x45 cm
C467 | G108

SPECIAL PIECES



Stairstep
Degrau . Nez-de-Marche
Stufe . Peldaño

45x45x0.85 cm | GJ21

Skirting
Rodapé . Pline
Sockel . Rodapié

8x45x0.85 cm | GJ03

PACKING AND WEIGHT

Dimensions (cm) Dimensão . Format Maße . Formato	Pieces Peças . Pièces Stück . Piezas	SQM M²	Weight Peso . Poids Gewicht . Peso	Box Caixa . Bolte Karton . Caja	SQM M²	Weight Peso . Poids Gewicht . Peso
30x60x0.85	8	1.460	20.63	32	46.720	680
26.7x41.6x0.77	9	1.000	13.13	78	78.000	1044
45x45x0.85	5	1.010	18.23	36	36.360	671




Rock

The harmony and character of stone.

A harmonia e o carácter da pedra.
 L'harmonie et le caractère de la pierre.
 Die Harmonie und der Charakter des Steins.
 La armonía y el carácter de la piedra.

SHELL



SAND



MOONLIGHT



3 FORMATS

Wall Tiles

→ 0.85 cm
 30x60 / 11.8"x23.6"

→ 0.77 cm
 27x42 / 10.6"x16.5"

Glazed Floor Tiles

→ 0.85 cm
 45x45 cm / 17.7"x17.7"

1 FINISH

Wall Tiles

Matte

Glazed Floor Tiles

Matte



SEE IT IN YOUR ROOM!

Wall:
 Rock Sand 26.7x41.6 cm R2704
 Carved Rock Sand 26.7x41.6 cm R2709

Floor:
 Rock Sand 45x45 cm C421



Carved Rock Sand 30x60 cm R3007



Wall:
Rock Shell 30x60 cm R3003

Floor:
Rock Moonlight 45x45 cm C422




Wall:
Carved Rock Shell 30x60 cm R3009
Rock Shell 30x60 cm R3003

Floor:
Rock Sand 45x45 cm C421




SHELL
30x60 cm R3003 | GA14



SAND
30x60 cm R3005 | GA14




MOONLIGHT
30x60 cm R3006 | GA14



CARVED SHELL m²
30x60 cm R3009 | GA18



CARVED SAND m²
30x60 cm R3007 | GA18



CARVED MOONLIGHT m²
30x60 cm R3008 | GA18



SHELL
26.7x41.6 cm R2705 | GA09



SAND
26.7x41.6 cm R2704 | GA09



MOONLIGHT
26.7x41.6 cm R2703 | GA09




CARVED SHELL m²
26.7x41.6 cm R2707 | GA12



CARVED SAND m²
26.7x41.6 cm R2709 | GA12




CARVED MOONLIGHT m²
26.7x41.6 cm R2711 | GA12




MOSAIC ROCK SHELL
(4.7X4.7 cm) (PIECE)
29.5x29.5x0.77 cm DC742 | GJ26




MOSAIC ROCK SAND
(4.7X4.7 cm) (PIECE)
29.5x29.5x0.77 cm DC740 | GJ26



MOSAIC ROCK MOONLIGHT
(4.7X4.7 cm) (PIECE)
29.5x29.5x0.77 cm DC741 | GJ26



SHELL
45x45 cm C423 | G108



SAND
45x45 cm C421 | G108



MOONLIGHT
45x45 cm C422 | G108

SPECIAL PIECES



Stairstep
Degrau / Nez-de-Marche
Stufe / Peldaño
45x45x0.85 cm | GJ21

Skirting
Rodapé / Pline
Sockel / Rodapié
8x45x0.85 cm | GJ03

PACKING AND WEIGHT

Sizes (cm) Dimensão / Format Maße / Formato	Pieces Peças / Pièces Stück / Piezas	SQM M ²	Weight Peso / Poids Gewicht / Peso	Box Caixa / Boite Karton / Caja	SQM M ²	Weight Peso / Poids Gewicht / Peso
30x60x0.85	8	1.460	20.63	32	46.720	680
26.7x41.6x0.77	9	1.000	13.13	78	78.000	1044
45x45x0.85	5	1.010	18.23	36	36.360	671



Urban Stone

Authentic stone spirit, in keeping with the latest urban trends.

Espírito autêntico da pedra ao estilo das últimas tendências urbanas.
 Esprit authentique de la pierre dans le style des dernières tendances urbaines.
 Authentischer Steingeist im Stil der neuesten urbanen Trends.
 Espíritu de piedra auténtico al estilo de las últimas tendencias urbanas.

GREIGE



GREY



ANTHRACITE



5 FORMATS

Porcelain Tiles

→ 1 cm
 45x90 / 17.7"x35.4"
 60x60 / 23.6"x23.6"
 15x15 / 5.9"x5.9"

→ 0.85 cm
 30x60 / 11.8"x23.6"

Wall Tiles

→ 1.17 cm
 30x90 / 11.8"x35.4"

→ 0.85 cm
 30x60 / 11.8"x23.6"

3 FINISHES

Porcelain Tiles

Natural
 Anti-Slip

Wall Tiles

Matte

SLIP RESISTANCE

Porcelain Tiles

Natural
 R10 / A
 Class 1 / PTV ≥36

Anti-Slip
 R11 / A+B+C
 Class 3 / PTV ≥36



SEE IT IN YOUR ROOM!

Urban Stone Anthracite 44.3x88.8 cm ret. Natural P9113R



Urban Stone Grey 29.5x59.2 cm ret. R3735R

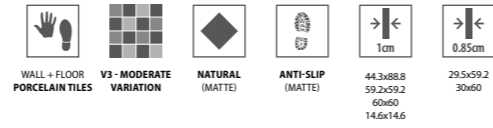


Urban Stone Grey 59.2x59.2 cm ret. Natural P6102R
Urban Stone Grey 29.5x59.2 cm ret. Anti-Slip P3095R



Wall:
Mosaic Herring Urban Stone Grey 24.5x27.5 cm DC5009
Urban Stone Grey 30x90 cm ret. R3206R

Floor:
Urban Stone Grey 59.2x59.2 cm ret. Natural P6102R




GREIGE
44.3x88.8 cm ret. P9111R | GD13




GREIGE
59.2x59.2 cm ret. 60x60 cm P6101R | GD09
P6101 | GC10



GREIGE
14.6x14.6 cm ret. P6101RC5 | GD22



GREIGE
29.5x59.2 cm ret. 30x60 cm P3091R | GD07
P3091 | GC08 P3094R | GD08
P3094 | GC09



MOSAIC URBAN STONE GREIGE
(4.7X4.7 cm) (PIECE)
29.5x29.5x0.85 cm DC4001 | GJ35




GREY
44.3x88.8 cm ret. P9112R | GD13



GREY
59.2x59.2 cm ret. 60x60 cm P6102R | GD09
P6102 | GC10




GREY
14.6x14.6 cm ret. P6102RC5 | GD22



GREY
29.5x59.2 cm ret. 30x60 cm P3092R | GD07
P3092 | GC08 P3095R | GD08
P3095 | GC09




MOSAIC URBAN STONE GREY
(4.7X4.7 cm) (PIECE)
29.5x29.5x0.85 cm DC4002 | GJ35




ANTHRACITE
44.3x88.8 cm ret. P9113R | GD13



ANTHRACITE
59.2x59.2 cm ret. 60x60 cm P6103R | GD09
P6103 | GC10



ANTHRACITE
14.6x14.6 cm ret. P6103RC5 | GD22



ANTHRACITE
29.5x59.2 cm ret. 30x60 cm P3093R | GD07
P3093 | GC08 P3096R | GD08
P3096 | GC09



MOS. URBAN STONE ANTHRACITE
(4.7X4.7 cm) (PIECE)
29.5x29.5x0.85 cm DC4003 | GJ35


SPECIAL PIECES

Stairstep Degrau . Nez-de-Marche Stufe . Peldaño	Step Extra Fluted* Degrau Espessurado. Nez de Marche Forte Épaisseur Winkelstufe . Peldaño con Espesor	Skirting Rodapé . Plinthe Sockel . Rodapié
44.3x88.8x1 cm ret. GJ46	29.5x88.8x1 cm ret. GJ59	8x44.3x1 cm ret. GJ09
59.2x59.2x1 cm ret. GJ42	29.5x59.2x1 cm ret. GJ58	8x59.2x1 cm ret. GJ14
29.5x59.2x1 cm ret. GJ33	29.5x59.2x0.85 cm ret. GJ58	8x60x1 cm GJ10
29.5x59.2x0.85 cm ret. GJ30		
60x60x1 cm GJ36		
30x60x1 cm GJ28		
30x60x0.85 cm GJ24		

PACKING AND WEIGHT

Sizes (cm) Dimensão . Format Maße . Formato	Pieces Peças . Pièces Stück . Piezas	SQM M ²	Weight Peso . Poids Gewicht . Peso	Box Caixa . Boite Karton . Caja	SQM M ²	Weight Peso . Poids Gewicht . Peso
44.3x88.8x1 ret.	2	0.787	17.72	43	33.841	782
59.2x59.2x1 ret.	3	1.050	23.20	36	37.800	855
29.5x59.2x0.85 ret.	7	1.220	22.60	40	48.800	924
14.6x14.6x1 ret.	38	0.810	16.84	52	42.120	925
60x60x1	3	1.080	23.78	36	38.880	876
30x60x0.85	7	1.260	23.40	40	50.400	956


* Minimum of 10 pieces . Quantidade mínima de 10 peças . Quantité minimum de 10 pièces . Mindestmenge: 10 Stücke . Cantidad mínima de 10 piezas



Wall:
 Urban Stone Anthracite 29.5x59.2 cm ret. R3736R
 Urban Stone Greige 29.5x59.2 cm ret. R3734R
Floor:
 Urban Stone Greige 59.2x59.2 cm ret. Natural P6101R




GREIGE
 30x90 cm ret. R3205R | GB11



ANTHRACITE
 30x90 cm ret. R3207R | GB11




MURETTO MIX GREIGE m
 30x90 cm ret. R3208R | GB14




ANTHRACITE
 29.5x59.2 cm ret. 30x60 cm
 R3736R | GB06
 R3736 | GA14




GREIGE
 29.5x59.2 cm ret. 30x60 cm
 R3734R | GB06
 R3734 | GA14



MOSAIC URBAN STONE GREIGE
 (2.5X2.5 cm) (PIECE)
 29.5x29.5x0.85 cm DC2001 | GJ35



MOS. URBAN STONE ANTHRACITE
 (2.5X2.5 cm) (PIECE)
 29.5x29.5x0.85 cm DC2003 | GJ35



MOSAIC MIX URBAN STONE
 (2.5X2.5 cm) (PIECE)
 29.5x29.5x0.85 cm DC2004^(A) | GJ36



MURETTO MIX GREIGE m
 29.5x59.2 cm ret. 30x60 cm
 R3737R | GB08
 R3737 | GA18



MOSAIC HERRING URBAN STONE GREIGE
 (2.8X6.5 cm) (PIECE)
 24.5x27.5x0.85 cm DC5008 | GJ33





MOSAIC HERRING URBAN STONE ANTHRACITE
 (2.8X6.5 cm) (PIECE)
 24.5x27.5x0.85 cm DC5010 | GJ33

^(A) Random Drawing - Desenho Aleatório - Dessin Aléatoire Wechselndes Design - Diseño Aleatorio




Mosaic Herring Urban Stone Greige 24.5x27.5 cm DC5008




GREY
30x90 cm ret. R3206R | GB11



MURETTO MIX GREY ^{m²}
30x90 cm ret. R3209R | GB14




GREY
29.5x59.2 cm ret. 30x60 cm R3735R | GB06
R3735 | GA14



MOSAIC URBAN STONE GREY
(2.5X2.5 cm) (PIECE) DC2002 | GJ35



MURETTO MIX GREY ^{m²}
29.5x59.2 cm ret. 30x60 cm R3738R | GB08
R3738 | GA18



MOSAIC HERRING URBAN STONE GREY
(2.8X6.5 cm) (PIECE) DC5009 | GJ33

SPECIAL PIECES



Profile

Perfil . Profil
Profil . Perfil

2x30x1.17 cm ret. | GJ35

2x59.2x0.85 cm ret. | GJ44

2x29.5x0.85 cm ret. | GJ35

Urban Stone Grey 30x90 cm ret. R3206R



Muretto Mix Urban Stone Grey

PACKING AND WEIGHT

Size (cm) Dimensão . Format Maße . Formato	Pieces Peças . Pièces Stück . Piezas	SQM M²	Weight Peso . Poids Gewicht . Peso	Box Caixa . Boite Karton . Caja	SQM M²	Weight Peso . Poids Gewicht . Peso
30x90x1.17 ret.	4	1.080	21.32	40	43.200	872
29.5x59.2x0.85 ret.	8	1.400	19.81	32	44.800	654
30x60x0.85	8	1.460	20.63	32	46.720	680



Balance

Harmonious and welcoming spaces.

Espaços harmoniosos e acolhedores.
 Espaces harmonieux et accueillants.
 Harmonische und gemütliche Räume.
 Espacios armoniosos y acogedores.

BEIGE



SILVER



GREY



CEPPO DI GRE



3 FORMATS

Porcelain Tiles

→|← 1 cm
 60x60 / 23.6"x23.6"

Wall Tiles

→|← 1.17 cm
 30x90 / 11.8"x35.4"

→|← 0.85 cm
 30x60 / 11.8"x23.6"

2 FINISHES

Porcelain Tiles

Natural

Wall Tiles

Matte

SLIP RESISTANCE

Porcelain Tiles

Natural
 R10 / A+B
 Class 1 / PTV ≥36



SEE IT IN YOUR ROOM!

Wall:
 Balance Silver 30x90 cm ret. R3192R
 Floor:
 Balance Silver 59.2x59.2 cm ret. P6092R



Muretto Balance Silver 29.5x59.2 cm ret. R3727R



Cubic Balance Silver 30x90 cm ret. R3197R




Wall:
Balance Grey 30x90 cm ret. R3193R
Balance Ceppo di Gre 30x90 cm ret. R3195R

Floor:
Balance Grey 59.2x59.2 cm ret. P6093R

Balance




BEIGE
59.2x59.2 cm ret.
60x60 cm
P6091R | GD08
P6091 | GC07



MOSAIC BALANCE BEIGE
(4.7X4.7 CM) (PIECE)
29.5x29.5x1 cm DC985 | GJ28



SILVER
59.2x59.2 cm ret.
60x60 cm
P6092R | GD08
P6092 | GC07




MOSAIC BALANCE SILVER
(4.7X4.7 CM) (PIECE)
29.5x29.5x1 cm DC986 | GJ28




GREY
59.2x59.2 cm ret.
60x60 cm
P6093R | GD08
P6093 | GC07



MOSAIC BALANCE GREY
(4.7X4.7 CM) (PIECE)
29.5x29.5x1 cm DC987 | GJ28

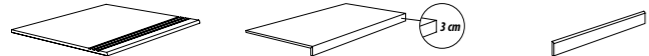


CEPPO DI GRE
59.2x59.2 cm ret.
60x60 cm
P6094R | GD08
P6094 | GC07



MOSAIC BALANCE CEPPO DI GRE
(4.7X4.7 CM) (PIECE)
29.5x29.5x1 cm DC988 | GJ28

SPECIAL PIECES



Stairstep Degrau . Nez-de-Marche Stufe . Peldaño	Step Extra Fluted* Degrau Espessurado . Nez de Marche Forte Epaisseur Winkelstufe . Peldaño con Espesor	Skirting Rodapé . Plinthe Sockel . Rodapié
59.2x59.2x1 cm ret. GJ42	29.5x59.2x1 cm ret. GJ58	8x59.2x1 cm ret. GJ14
29.5x59.2x1 cm ret. GJ33		8x60x1 cm GJ10
60x60x1 cm GJ36		
30x60x1 cm GJ28		

PACKING AND WEIGHT




Sizes (cm) Dimensão . Format Maße . Formato	Pieces Peças . Pièces Stück . Piezas	SQM M ²	Weight Peso . Poids Gewicht . Peso	Box Caixa . Bolte Karton . Caja	SQM M ²	Weight Peso . Poids Gewicht . Peso
59.2x59.2x1 ret.	3	1.050	23.20	36	37.800	855
60x60x1	3	1.080	23.78	36	38.880	876


* Minimum of 10 pieces . Quantidade mínima de 10 peças . Quantité minimum de 10 pièces . Mindestmenge: 10 Stücke . Cantidad mínima de 10 piezas



Balance Grey 59.2x59.2 cm ret. P6093R



BEIGE
30x90 cm ret. R3191R | GB10



SILVER
30x90 cm ret. R3192R | GB10



MURETTO BEIGE ^{m²}
30x90 cm ret. R3201R | GB13



MURETTO SILVER ^{m²}
30x90 cm ret. R3202R | GB13




CUBIC BEIGE ^{m²}
30x90 cm ret. R3196R | GB13



CUBIC SILVER ^{m²}
30x90 cm ret. R3197R | GB13




BEIGE
29.5x59.2 cm ret. R3717R | GB04
30x60 cm R3717 | GA12



SILVER
29.5x59.2 cm ret. R3718R | GB04
30x60 cm R3718 | GA12




MURETTO BEIGE ^{m²}
29.5x59.2 cm ret. R3726R | GB07
30x60 cm R3726 | GA15



MURETTO SILVER ^{m²}
29.5x59.2 cm ret. R3727R | GB07
30x60 cm R3727 | GA15




CUBIC BEIGE ^{m²}
30x60 cm R3723 | GA15



MOSAIC BALANCE BEIGE
(2.5X2.5 CM) (PIECE)
29.5x29.5x0.85 cm DC2039 | GJ32



CUBIC SILVER ^{m²}
30x60 cm R3724 | GA15




MOSAIC BALANCE SILVER
(2.5X2.5 CM) (PIECE)
29.5x29.5x0.85 cm DC2040 | GJ32


Wall:
Balance Beige 30x90 cm ret. R3191R
Muretto Balance Beige 30x90 cm ret. R3201R

Floor:
Balance Beige 59.2x59.2 cm ret. P6091R

Balance




GREY
30x90 cm ret. R3193R | GB10




CEPPPO DI GRE
30x90 cm ret. R3195R | GB10




MURETTO GREY
30x90 cm ret. R3203R | GB13




CEPPPO DI GRE
29.5x59.2 cm ret. R3722R | GB04
30x60 cm R3722 | GA12




CUBIC GREY
30x90 cm ret. R3198R | GB13




GREY
29.5x59.2 cm ret. R3719R | GB04
30x60 cm R3719 | GA12



MURETTO GREY
29.5x59.2 cm ret. R3728R | GB07
30x60 cm R3728 | GA15



CUBIC GREY
30x60 cm R3725 | GA15



MOSAIC BALANCE GREY
(2.5X2.5 CM) (PIECE)
29.5x29.5x0.85 cm DC2041 | GJ32

SPECIAL PIECES



Profile

Perfil . Profil

Profil . Profil

2x30x1.17 cm ret. | GJ35

2x59.2x0.85 cm ret. | GJ44

2x29.5x0.85 cm ret. | GJ35

PACKING AND WEIGHT



Sizes (cm)

Dimensão . Format

Maße . Formato



Pieces

Peças . Pièces

Stück . Piezas



SQM

M²



Weight

Peso . Poids

Gewicht . Peso



Box

Caixa . Boite

Karton . Caja



SQM

M²



Weight

Peso . Poids

Gewicht . Peso

Sizes (cm)	Pieces	SQM	Weight	Box	SQM	Weight
Dimensão . Format	Peças . Pièces	M²	Peso . Poids	Caixa . Boite	M²	Peso . Poids
Maße . Formato	Stück . Piezas		Gewicht . Peso	Karton . Caja		Gewicht . Peso
30x90x1.17 ret.	4	1.080	21.32	40	43.200	872
29.5x59.2x0.85 ret.	8	1.400	19.81	32	44.800	654
30x60x0.85	8	1.460	20.63	32	46.720	680



Balance Ceppo di Gre 30x90 cm ret. R3195R




Mustang Slate

The triumph of design and natural beauty of natural slate.

O triunfo do design e da beleza da ardósia natural.
 Le triomphe du design et de la beauté de l'ardoise naturelle.
 Der Triumph von Design und Schönheit des Naturschiefers.
 El triunfo del diseño y la belleza de pizarra natural.

WHITE



LIGHT GREY



BLACK



4 FORMATS

Porcelain Tiles

→|← 1 cm
 45x90 / 17.7"x35.4"
 22x90 / 8.7"x35.4"
 60x60 / 23.6"x23.6"

1 FINISH

Porcelain Tiles

Natural

SLIP RESISTANCE

Porcelain Tiles

Natural
 R10 / A+B
 Class 1



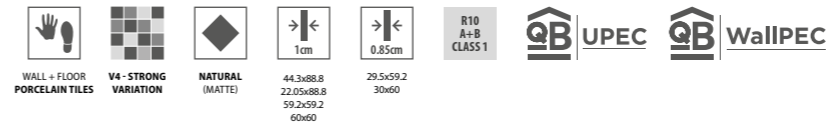
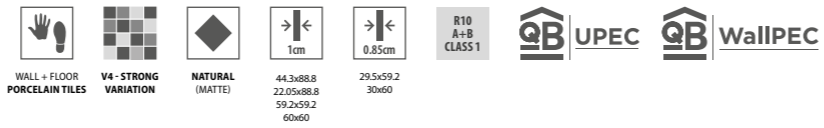
SEE IT IN YOUR ROOM!

Mustang Slate Black 59.2x59.2 cm ret. P6062R



Wall:
Mustang Slate Light Grey 22.05x88.8 cm ret. P9076RC2
Mosaic Mustang Light Grey 29.5x29.5 cm DC944
Floor:
Mustang Slate Light Grey 44.3x88.8 cm ret. P9076R


Mustang Slate



Mustang Slate



WHITE
44.3x88.8 cm ret. P9079R | GD13



LIGHT GREY
44.3x88.8 cm ret. P9076R | GD13



BLACK
44.3x88.8 cm ret. P9078R | GD13



WHITE
22.05x88.8 cm ret. P9079RC2 | GD15



LIGHT GREY
22.05x88.8 cm ret. P9076RC2 | GD15



BLACK
22.05x88.8 cm ret. P9078RC2 | GD15



WHITE
59.2x59.2 cm ret. 60x60 cm P6063R | GD09
P6063 | GC11




LIGHT GREY
59.2x59.2 cm ret. 60x60 cm P6060R | GD09
P6060 | GC11



BLACK
59.2x59.2 cm ret. 60x60 cm P6062R | GD09
P6062 | GC11



WHITE
29.5x59.2 cm ret. 30x60 cm P3043R | GD07
P3043 | GC07



LIGHT GREY
29.5x59.2 cm ret. 30x60 cm P3040R | GD07
P3040 | GC07




BLACK
29.5x59.2 cm ret. 30x60 cm P3042R | GD07
P3042 | GC07



INFINITY MUSTANG SLATE WHITE
(PIECE)
29.5x59.2x0.85 cm DC949 | GJ44




MOSAIC MUSTANG SLATE WHITE
(4.7X4.7 cm) (PIECE)
29.5x29.5x0.85 cm DC947 | GJ36




INFINITY MUSTANG SLATE LIGHT GREY
(PIECE)
29.5x59.2x0.85 cm DC941 | GJ44



MOS. MUSTANG SLATE LIGHT GREY
(4.7X4.7 cm) (PIECE)
29.5x29.5x0.85 cm DC944 | GJ36



INFINITY MUSTANG SLATE BLACK
(PIECE)
29.5x59.2x0.85 cm DC943 | GJ44



MOSAIC MUSTANG SLATE BLACK
(4.7X4.7 cm) (PIECE)
29.5x29.5x0.85 cm DC946 | GJ36



Infinity Mustang Slate Black 29.5x59.2 cm DC943

PACKING AND WEIGHT

Sizes (cm) Dimensão . Format Maße . Formato	Pieces Peças . Pièces Stück . Piezas	SQM M²	Weight Peso . Poids Gewicht . Peso	Box Caixa . Bolte Karton . Caja	SQM M²	Weight Peso . Poids Gewicht . Peso
44.3x88.8x1 ret.	2	0.787	17.72	43	33.841	782
22.05x88.8x1 ret.	5	0.980	21.67	44	43.120	973
59.2x59.2x1 ret.	3	1.050	23.20	36	37.800	855
29.5x59.2x0.85 ret.	7	1.220	22.60	40	48.800	924
60x60x1	3	1.080	23.78	36	38.880	876
30x60x0.85	7	1.260	23.40	40	50.400	956

SPECIAL PIECES

Stairstep Degrau . Nez-de-Marche Stufe . Peldaño	Step Extra Fluted* Degrau Espessurado . Nez de Marche Forte Epaisseur Winkelstufe . Peldaño con Espesor	Skirting Rodapé . Plinthe Sockel . Rodapié
44.3x88.8x1 cm ret. GJ46	29.5x88.8x1 cm ret. GJ59	8x44.3x1 cm ret. GJ09
59.2x59.2x1 cm ret. GJ42	29.5x59.2x1 cm ret. GJ58	8x59.2x1 cm ret. GJ14
29.5x59.2x1 cm ret. GJ33	29.5x59.2x0.85 cm ret. GJ58	8x60x1 cm GJ10
29.5x59.2x0.85 cm ret. GJ30		
60x60x1 cm GJ36		
30x60x1 cm GJ28		
30x60x0.85 cm GJ24		

* Minimum of 10 pieces . Quantidade mínima de 10 peças . Quantité minimum de 10 pièces . Mindestmenge: 10 Stücke . Cantidad mínima de 10 piezas



The surface structure reproduces all the veins and nuances of stone.
 O relevo superficial replica todos os veios e nuances da pedra.
 Le relief de surface reproduit toutes les veines et nuances de la pierre.
 Das oberflächliche Relief reproduziert alle Adern und Nuancen des Steins.
 El relieve superficial reproduce todos los ejes y matices de la piedra.



SEE IT IN YOUR ROOM!

Wall:
Bliss White 30x90 cm ret. R3311R


Floor:
Nogal Honey 22.05x88.8 cm ret. Natural P9187C2
Nogal Honey 14.5x88.8 cm ret. Natural P9187C3

Bliss

Tranquility and comfort.

Tranquilidade e conforto.
 Tranquillité et confort.
 Ruhe und Komfort.
 Tranquilidad y confort.

WHITE



BEIGE



2 FORMATS

Wall Tiles

→ ← 1.17 cm
30x90 / 11.8"x35.4"

→ ← 0.85 cm
30x60 / 11.8"x23.6"

1 FINISH

Wall Tiles

Matte



Bliss Beige




Mosaic Arrow Bliss White 29.4x29.5 cm DC6021



Wall:
Brick Bliss Beige 30x90 cm ret. R3314R
Bliss Beige 30x90 cm ret. R3312R

Floor:
Nogal Coffee 22.05x88.8 cm ret. Natural P9186C2
Nogal Coffee 14.5x88.8 cm ret. Natural P9186C3



Wall:
 Bliss White 29.5x59.2 cm ret. R3861R
 Sawn Bliss White 29.5x59.2 cm ret. R3863R
 Floor:
 Oslo Vanilla 22.05x88.8 cm ret. Natural P9128C2
 Oslo Vanilla 14.5x88.8 cm ret. Natural P9128C3



WHITE
 30x90 cm ret. R3311R | GB10



BEIGE
 30x90 cm ret. R3312R | GB10



BRICK WHITE ^{m²}
 30x90 cm ret. R3313R | GB14



BRICK BEIGE ^{m²}
 30x90 cm ret. R3314R | GB14



WHITE
 29.5x59.2 cm ret. R3861R | GB04
 30x60 cm R3861 | GA10



BEIGE
 29.5x59.2 cm ret. R3862R | GB04
 30x60 cm R3862 | GA10



SAWN WHITE ^{m²}
 29.5x59.2 cm ret. R3863R | GB06
 30x60 cm R3863 | GA13



SAWN BEIGE ^{m²}
 29.5x59.2 cm ret. R3864R | GB06
 30x60 cm R3864 | GA13



MOSAIC ARROW BLISS
WHITE (PIECE)
 22.4x29.5x1.17 cm DC6021 | GJ33



MOSAIC ARROW BLISS
BEIGE (PIECE)
 22.4x29.5x1.17 cm DC6022 | GJ33

SPECIAL PIECES



Profile
 Perfil . Profil
 Profil . Profil
 2x30x1.17 cm ret. | GJ35
 2x59.2x0.85 cm ret. | GJ44
 2x29.5x0.85 cm ret. | GJ35

PACKING AND WEIGHT

Size (cm) Dimensão . Format Maße . Formato	Pieces Peças . Pièces Stück . Piezas	SQM M²	Weight Peso . Poids Gewicht . Peso	Box Caixa . Boite Karton . Caja	SQM M²	Weight Peso . Poids Gewicht . Peso
30x90x1.17 ret.	4	1.080	21.32	40	43.200	872
29.5x59.2x0.85 ret.	8	1.400	19.81	32	44.800	654
30x60x0.85	8	1.460	20.63	32	46.720	680



Wall:
 Serena Beige 30x90 cm ret. R3224R
 Prisma Serena Beige 30x90 cm ret. R3226R
 Mosaic Herring Serena Beige 24.5x27.5 cm DC5011

Floor:
 Noble Raffia 22.05x88.8 cm ret. Natural P9114C2
 Noble Raffia 14.5x88.8 cm ret. Natural P9114C3

Serena

Serene and elegant spaces.

Espaços serenos e elegantes.
 Espaces sereins et élégants.
 Ruhige und elegante Räume.
 Espacios amplios y elegantes.

BEIGE



GREY



1 FORMAT

Wall Tiles

→|← 1.17 cm
 30x90 / 11.8"x35.4"

1 FINISH

Wall Tiles


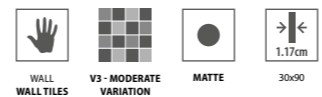
Matte




Prisma Serena Grey 30x90 cm ret. R3227R




Serena Grey 30x90 cm ret. R3225R




BEIGE
30x90 cm ret. R3224R | GB10



GREY
30x90 cm ret. R3225R | GB10



PRISMA BEIGE m²
30x90 cm ret. R3226R | GB14



PRISMA GREY m²
30x90 cm ret. R3227R | GB14



MOSAIC HERRING SERENA BEIGE (2.8X6.5 cm)
(PIECE) 24.5x27.5x1.17 cm DC5011 | GJ33



MOSAIC HERRING SERENA GREY (2.8X6.5 cm)
(PIECE) 24.5x27.5x1.17 cm DC5012 | GJ33

SPECIAL PIECES



Profile
Perfil . Profil
Profil . Perfil
2x30x1.17 cm ret. | GJ35

PACKING AND WEIGHT

Sizes (cm)	Pieces	SQM	Weight	Box	SQM	Weight
Dimensão . Format Maße . Formato	Peças . Pièces Stück . Piezas	M ²	Peso . Poids Gewicht . Peso	Caixa . Boite Karton . Caja	M ²	Peso . Poids Gewicht . Peso
30x90x1.17 ret.	4	1.080	21.32	40	43.200	872



Ocean

Soft and natural lines that invites to relax.

Linhas suaves e naturais que convidam ao relaxamento.
 Des lignes douces et naturelles qui invitent à la relaxation.
 Weichen und natürlichen Linien, die zum Entspannen einladen.
 Líneas suaves y naturales que invitan a relajarse.



BEIGE
 29.5x59.2 cm ret.
 30x60 cm

□
 R845R | GB04
 R845 | GA12



GREY
 29.5x59.2 cm ret.
 30x60 cm

□
 R846R | GB04
 R846 | GA12

SPECIAL PIECES



Profile	Perfil . Profil
2x59.2x0.85 cm ret. GJ44	
2x29.5x0.85 cm ret. GJ35	

PACKING AND WEIGHT

Sizes (cm)	Pieces	SQM	Weight	Box	SQM	Weight
Dimensão . Format	Peças . Pièces	M²	Peso . Poids	Caixa . Boîte	M²	Peso . Poids
Maße . Formato	Stück . Piezas		Gewicht . Peso	Karton . Caja		Gewicht . Peso
29.5x59.2x0.85 ret.	8	1.400	19.81	32	44.800	654
30x60x0.85	8	1.460	20.63	32	46.720	680

Wall:
Ocean Beige 29.5x59.2 cm R845R

Floor:
Bosco Castagno 10x60 cm P3026C1



Granit

The eternal nobility of granite.

A eterna nobreza do granito.
 La noblesse éternelle du granit.
 Der ewige Adel des Granits.
 La nobleza eterna del granito.



BEIGE
45x45 cm

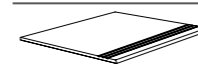
 C458 | G106



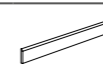
GREY
45x45 cm

 C457 | G106

SPECIAL PIECES



Stairstep
Degrau . Nez-de-Marche
Stufe . Peldaño
45x45x0.85 cm | GJ21



Skirting
Rodapé . Plinthe
Sockel . Rodapié
8x45x0.85 cm | GJ03

PACKING AND WEIGHT

Sizes (cm)	Pieces	SQM	Weight	Box	SQM	Weight
Dimensão . Format	Peças . Pièces	M ²	Peso . Poids	Caixa . Boite	M ²	Peso . Poids
Maße . Formato	Stück . Piezas		Gewicht . Peso	Karton . Caja		Gewicht . Peso
45x45x0.85	5	1.010	18.23	36	36.360	671

Granit Beige 45x45 cm C458



Premium
Colour

GLAZED EDGE
 > 50% PIECES
 (13x13)

Over 50% of the 13x13 size present one glazed edge, allowing for perfect application finishes.
 Mais de 50% das peças 13x13 incluem uma aresta vidrada para garantir um acabamento perfeito.
 Plus de 50% des pièces au format 13x13 ont un bord émaillé afin de garantir une finition parfaite.
 Mehr als 50% der Fliesen 13x13 enthalten eine glasierte Kante, um ein perfekten Abschluss zu gewährleisten.
 Más del 50% de las piezas de 13x13 incluyen un borde acristalado para garantizar un acabado perfecto.



BIM



SEE IT IN YOUR ROOM!

Chroma Lichen Green 13x13 cm C1313

Chroma

Modern and desaturated colours for elegant and timeless spaces.

Cores modernas e dessaturadas para ambientes elegantes e intemporais.
 Des couleurs modernes et douces pour des environnements élégants et intemporels.
 Moderne, helle Farben für elegante, zeitlose Umgebungen.
 Colores modernos y desaturados para entornos elegantes y atemporales.

COTTON WHITE	CHAMPAGNE	GINKGO YELLOW	BLUSH
OFF-WHITE	LINEN	SAFFRON YELLOW	MISTY CORAL
SOFT GREY	GRAPHITE	LICHEN GREEN	BLUE PEARL
PEPPER GREY	CHARCOAL BLACK	SAGE GREEN	MISTY BLUE

2 FORMATS

Wall Tiles

→|← 0.9 cm

8x26 / 3.1"x10.2"
 13x13 / 5.1"x5.1"

1 FINISH

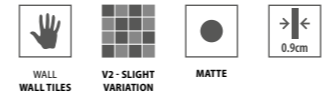
Wall Tiles

Matte



Chroma







Chroma Off-White 13x13 cm C1302
Chroma Cotton White 8.6x26.2 cm C0801



COTTON WHITE
13x13 cm C1301 | GG03




OFF-WHITE
13x13 cm C1302 | GG03




COTTON WHITE
8.6x26.2 cm C0801 | GG03



OFF-WHITE
8.6x26.2 cm C0802 | GG03



CHAMPAGNE
13x13 cm C1303 | GG03



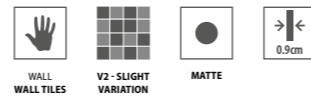
LINEN
13x13 cm C1304 | GG03




CHAMPAGNE
8.6x26.2 cm C0803 | GG03




LINEN
8.6x26.2 cm C0804 | GG03



GINKGO YELLOW
13x13 cm



C1309 | GG03




SAFFRON YELLOW
13x13 cm



C1310 | GG03



GINKGO YELLOW
8.6x26.2 cm




C0809 | GG03



SAFFRON YELLOW
8.6x26.2 cm




C0810 | GG03



BLUSH
13x13 cm




C1311 | GG03



MISTY CORAL
13x13 cm




C1312 | GG03



BLUSH
8.6x26.2 cm



C0811 | GG03



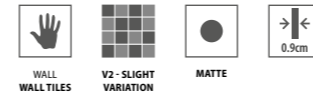
MISTY CORAL
8.6x26.2 cm



C0812 | GG03



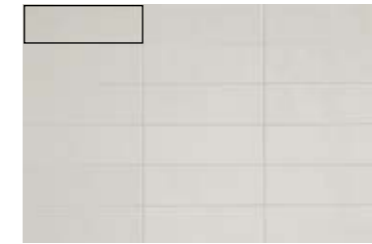
Semi Round Bullnose Chroma Blush 2x13 cm SRC1311
Chroma Blush 13x13 cm C1311
Chroma Misty Coral 8.6x26.2 cm C0812



SOFT GREY
13x13 cm C1305 | GG03




PEPPER GREY
13x13 cm C1306 | GG03




SOFT GREY
8.6x26.2 cm C0805 | GG03




PEPPER GREY
8.6x26.2 cm C0806 | GG03




GRAPHITE
13x13 cm C1307 | GG03



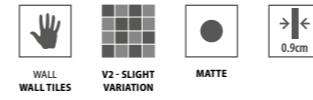
CHARCOAL BLACK
13x13 cm C1308 | GG03



GRAPHITE
8.6x26.2 cm C0807 | GG03




CHARCOAL BLACK
8.6x26.2 cm C0808 | GG03




Chroma Off-White 13x13 cm C1302
Chroma Misty Blue 13x13 cm C1316




LICHEN GREEN
13x13 cm C1313 | GG03



SAGE GREEN
13x13 cm C1314 | GG03




LICHEN GREEN
8.6x26.2 cm C0813 | GG03




SAGE GREEN
8.6x26.2 cm C0814 | GG03




BLUE PEARL
13x13 cm C1315 | GG03



MISTY BLUE
13x13 cm C1316 | GG03

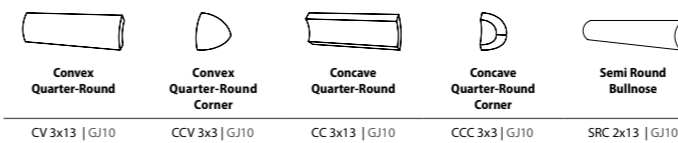


BLUE PEARL
8.6x26.2 cm C0815 | GG03



MISTY BLUE
8.6x26.2 cm C0816 | GG03

SPECIAL PIECES



PACKING AND WEIGHT

Sizes (cm) Dimensão - Format Maße - Formato	Pieces Peças - Piezas Stück - Piezas	SQM M ²	Weight Peso - Poids Gewicht - Peso	Box Caixa - Bolte Karton - Caja	SQM M ²	Weight Peso - Poids Gewicht - Peso
8.6x26.2x0.9	25	0.563	8.74	72	40.536	645
13x13x0.9	25	0.420	6.49	144	60.480	955




Wall:
Coral White 13x13 cm CD1320

Floor:
Aurea Light Grey 60x60 cm Natural P6212

Coral

Irreverent spaces with personality.

Espaços irreverentes e com personalidade.
Des espaces avec de la personnalité.
Exzentrische Räume mit Persönlichkeit.
Espacios irreverentes y con personalidad.



2 FORMATS

Wall Tiles

→← 0.9 cm

6x26 / 2.4"x10.2"
13x13 / 5.1"x5.1"

1 FINISH

Wall Tiles

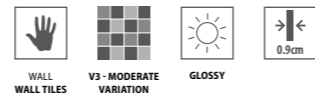
Glossy



Wall:
Coral Beige 13x13 cm CD1322

Counter:
Coral Green 6.4x26.2 cm CD0629

Floor:
Aurea Beige 60x60 cm Natural P6211



WHITE
13x13 cm
CD1320 | GG07




AQUA
13x13 cm
CD1321 | GG08



BLUE
13x13 cm
CD1323 | GG08




WHITE
6.4x26.2 cm
CD0620 | GG07



AQUA
6.4x26.2 cm
CD0621 | GG08




BLUE
6.4x26.2 cm
CD0623 | GG08




GREEN
13x13 cm
CD1329 | GG08




GREY
13x13 cm
CD1324 | GG07




BLACK
13x13 cm
CD1325 | GG07



GREEN
6.4x26.2 cm
CD0629 | GG08



GREY
6.4x26.2 cm
CD0624 | GG07



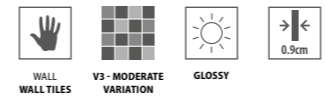
BLACK
6.4x26.2 cm
CD0625 | GG07



Coral Blue 6.4x26.2 cm CD0623
Coral Grey 6.4x26.2 cm CD0624



Coral Ambar 6.4x26.2 cm CD0627




BEIGE
13x13 cm
CD1322 | GG07



SAFFRON
13x13 cm
CD1326 | GG07




AMBAR
13x13 cm
CD1327 | GG07



BEIGE
6.4x26.2 cm
CD0622 | GG07




SAFFRON
6.4x26.2 cm
CD0626 | GG07



AMBAR
6.4x26.2 cm
CD0627 | GG07



Coral Red 13x13 cm CD1328



RED
13x13 cm
CD1328 | GG09



RED
6.4x26.2 cm
CD0628 | GG09

PACKING AND WEIGHT

Sizes (cm) Dimensão . Format Maße . Formato	Pieces Peças . Pièces Stück . Piezas	SQM M ²	Weight Peso . Poids Gewicht . Peso	Box Caixa . Boîte Karton . Caja	SQM M ²	Weight Peso . Poids Gewicht . Peso
13x13x0.9	25	0.420	6.49	144	60.480	955
6.4x26.2x0.9	25	0.420	6.20	96	40.320	615

Urban Atelier

Soft textures with unique colours for customized decor.

Suaves texturas com cores únicas para decorações personalizadas.
 Textures douces aux couleurs uniques pour des décorations personnalisées.
 Weiche Texturen mit einzigartigen Farben für individuelle Dekoration.
 Texturas suaves con colores únicos para decoraciones personalizadas.

BRANCO	CREME	MARFIM	PÉROLA	BEGE	PAPIRO
AREIA	CAMOMILA	AMARELO	TANGERINA	ÂMBAR	LARANJA
CAMELO	CAMURÇA	SALMÃO	PAPAIA	ROSA CLARA	ROSA VELHO
CASTANHO	CACAU	SANGUE DE BOI	ENCARNADO	BERINGELA	PRETO
KIWI	ALFACE	VERDE ÁGUA	ESMERALDA	CINZA CLARO	ÁRTICO
MENTA	BOSQUE	VERDE GARRAFA	VERDE NEGRO	CINZA ESCURO	LAGOA
NÓRDICO	CELESTE	TURQUESA	ALFAZEMA	TEMPESTADE	INDIGO
ATLÂNTICO	TEJO	PETRÓLEO	SAFIRA	MARINHO	COBALTO

3 FORMATS

Wall Tiles

→← 0.9 cm
 14x14 / 5.5"x5.5"
 7x14 / 2.8"x5.5"
 10x10 cm / 3.9"x3.9"

1 FINISH

Wall Tiles

Glossy

Wall:
 Urban Atelier Papiro 6.7x14 cm Q6010

Floor:
 Backstage Dark Grey 59.2x59.2 cm ret. Natural P6122R

BIM



SEE IT IN YOUR ROOM!



Tamarin Sunset Beach, Mauritius
Project: Beautiful Mess Interior Architecture & Design
Photography: Josue Bozart

Urban Atelier Creme 6.7x14 cm Q4310
Urban Atelier Verde Agua 6.7x14 cm Q1410
Urban Atelier Verde Garrafa 6.7x14 cm Q6210



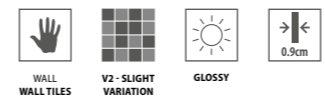
Tamarin Sunset Beach, Mauritius
Project: Beautiful Mess Interior Architecture & Design
Photography: Josue Bozart

Urban Atelier Creme 6.7x14 cm Q4310
Urban Atelier Verde Garrafa 6.7x14 cm Q6210



Urban Atelier Menta 10x10 cm A1310
Decor Glam Urban Atelier Menta 10x10 cm M1310

Lavandaria Morinha, Portugal
Architecture: stu.dere
Photography: Ivo Tavares Studio

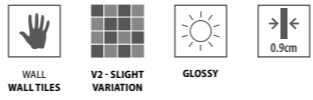


Urban Atelier Rosa Clara 10x10 cm A480

TANGERINA 14x14 cm B2300 GG03 10x10 cm A2300 GG03	SALMÃO 14x14 cm B6300 GG03 10x10 cm A6300 GG03	PAPAIA 14x14 cm B6350 GG06 10x10 cm A6350 GG06	TEMPESTADE 14x14 cm B6110 GG03 10x10 cm A6110 GG03	ALFAZEMA 14x14 cm B6100 GG03 10x10 cm A6100 GG03	ÍNDIGO 14x14 cm B2100 GG03 10x10 cm A2100 GG03
LARANJA 14x14 cm B5200 GG06 10x10 cm A5200 GG06	ENCARNADO 14x14 cm B3700 GG06 10x10 cm A3700 GG06	SANGUE DE BOI 14x14 cm B3500 GG06 10x10 cm A3500 GG06	SAFIRA 14x14 cm B5000 GG03 10x10 cm A5000 GG03	TEJO 14x14 cm B5610 GG03 10x10 cm A5610 GG03	CELESTE 14x14 cm B5930 GG03 10x10 cm A5930 GG03
ROSA CLARA 14x14 cm B4800 GG03 10x10 cm A4800 GG03	ROSA VELHO 14x14 cm B4700 GG03 10x10 cm A4700 GG03	BERINGELA 14x14 cm B4500 GG03 10x10 cm A4500 GG03	TURQUESA 14x14 cm B5100 GG03 10x10 cm A5100 GG03	LAGOA 14x14 cm B5900 GG03 10x10 cm A5900 GG03	PETRÓLEO 14x14 cm B5600 GG03 10x10 cm A5600 GG03
ESMERALDA 14x14 cm B1420 GG03 10x10 cm A1420 GG03	VERDE ÁGUA 14x14 cm B1410 GG03 10x10 cm A1410 GG03	VERDE GARRAFA 14x14 cm B6210 GG06 10x10 cm A6210 GG06	ÁRTICO 14x14 cm B5910 GG03 10x10 cm A5910 GG03	NÓRDICO 14x14 cm B6410 GG03 10x10 cm A6410 GG03	ATLÂNTICO 14x14 cm B5620 GG03 10x10 cm A5620 GG03
KIWI 14x14 cm B5710 GG03 10x10 cm A5710 GG03	MENTA 14x14 cm B1310 GG03 10x10 cm A1310 GG03	BOSQUE 14x14 cm B6200 GG06 10x10 cm A6200 GG06	PÉROLA 14x14 cm B2910 GG03 10x10 cm A2910 GG03	CREME 14x14 cm B4310 GG03 10x10 cm A4310 GG03	MARFIM 14x14 cm B2920 GG03 10x10 cm A2920 GG03
AMARELO 14x14 cm B5800 GG03 10x10 cm A5800 GG03	ALFACE 14x14 cm B4900 GG03 10x10 cm A4900 GG03	VERDE NEGRO 14x14 cm B1200 GG09 10x10 cm A1200 GG09	AREIA 14x14 cm B6000 GG03 10x10 cm A6000 GG03	PAPIRO 14x14 cm B6010 GG03 10x10 cm A6010 GG03	CAMOMILA 14x14 cm B6020 GG03 10x10 cm A6020 GG03
CAMURÇA 14x14 cm B5500 GG03 10x10 cm A5500 GG03	CAMELO 14x14 cm B5510 GG03 10x10 cm A5510 GG03	BEGE 14x14 cm B0600 GG03 10x10 cm A0600 GG03	CINZA CLARO 14x14 cm B6400 GG03 10x10 cm A6400 GG03	CINZA ESCURO 14x14 cm B6450 GG03 10x10 cm A6450 GG03	BRANCO 14x14 cm B0300 GG03 10x10 cm A0300 GG03
CACAU 14x14 cm B0100 GG03 10x10 cm A0100 GG03	CASTANHO 14x14 cm B5060 GG03 10x10 cm A5060 GG03	ÂMBAR 14x14 cm B3600 GG06 10x10 cm A3600 GG06	PRETO 14x14 cm B3800 GG06 10x10 cm A3800 GG06	MARINHO 14x14 cm B3200 GG09 10x10 cm A3200 GG09	COBALTO 14x14 cm B5010 GG06 10x10 cm A5010 GG06


The colours **Âmbar**, **Bosque** and **Verde Garrafa** have a crackled effect as an inherent characteristic.
As cores **Âmbar**, **Bosque** e **Verde Garrafa** possuem um efeito craquelé como característica inerente. | Les couleurs **Âmbar**, **Bosque** et **Verde Garrafa** ont un effet craquelé comme une caractéristique inhérente.
Die Farben **Âmbar**, **Bosque** und **Verde Garrafa** haben als inhärente Eigenschaft einen Craquelé-Effekt. | Los colores **Âmbar**, **Bosque** y **Verde Garrafa** tienen un efecto craquelé como característica inherente.

Urban Atelier



The colours Ámbar and Bosque have a crackled effect as an inherent characteristic.
 As cores Ámbar e Bosque possuem um efeito craquelê como característica inerente. | Les couleurs Ámbar et Bosque ont un effet craquelé comme une caractéristique inhérente.
 Die Farben Ámbar und Bosque haben als inhärente Eigenschaft einen Craquelé-Effekt. | Los colores Ámbar y Bosque tienen un efecto craquelé como característica inherente.

DECOR GLAM (12 DIFFERENT PIECES)



^(A) The Glam decoration consists in a set of 12 different pieces. In each box the combination of pieces is completely random. Handmade product subject to variations.

^(A) A decoração Glam é composta por um conjunto de 12 peças diferentes. Em cada caixa a combinação de peças é totalmente aleatória. Produto manual sujeito a variações.

^(A) La décoration Glam se compose d'un ensemble de 12 pièces différentes. Dans chaque boîte, la combinaison des pièces est totalement aléatoire. Produit fabriqué à la main, sujet aux variations.

^(A) Die Glam Dekoration besteht aus einer Gruppe von 12 verschiedenen Teilen. In jedem Karton ist die Kombination völlig zufällig. Handgemachtes Produkt, der Variationen unterliegt.

^(A) La decoración Glam consiste en un conjunto de 12 piezas diferentes. En cada caja la combinación de piezas es totalmente aleatoria. Producto manual sujeto a variaciones.



Urban Atelier Atlântico 10x10 cm A5620
 Decor Glam Urban Atelier Atlântico 10x10 cm M5620



Urban Atelier Ámbar 10x10 cm A3600
 Decor Glam Urban Atelier Ámbar 10x10 cm M3600




Urban Atelier Nórdico 10x10 cm A6410
 Profile Urban Atelier Nórdico 2x10 cm PRFA6410



Urban Atelier

TANGERINA 6.7x14 cm Q2300 GG04	SALMÃO 6.7x14 cm Q6300 GG04	PAPAIA 6.7x14 cm Q6350 GG07	TEMPESTADE 6.7x14 cm Q6110 GG04	ALFAZEMA 6.7x14 cm Q6100 GG04	ÍNDIGO 6.7x14 cm Q2100 GG04
LARANJA 6.7x14 cm Q5200 GG07	ENCARNADO 6.7x14 cm Q3700 GG07	SANGUE DE BOI 6.7x14 cm Q3500 GG07	SAFIRA 6.7x14 cm Q5000 GG04	TEJO 6.7x14 cm Q5610 GG04	CELESTE 6.7x14 cm Q5930 GG04
ROSA CLARA 6.7x14 cm Q4800 GG04	ROSA VELHO 6.7x14 cm Q4700 GG04	BERINGELA 6.7x14 cm Q4500 GG04	TURQUESA 6.7x14 cm Q5100 GG04	LAGOA 6.7x14 cm Q5900 GG04	PETRÓLEO 6.7x14 cm Q5600 GG04
ESMERALDA 6.7x14 cm Q1420 GG04	VERDE ÁGUA 6.7x14 cm Q1410 GG04	VERDE GARRAFA 6.7x14 cm Q6210 GG07	ÁRTICO 6.7x14 cm Q5910 GG04	NÓRDICO 6.7x14 cm Q6410 GG04	ATLÂNTICO 6.7x14 cm Q5620 GG04
KIWI 6.7x14 cm Q5710 GG04	MENTA 6.7x14 cm Q1310 GG04	BOSQUE 6.7x14 cm Q6200 GG07	PÉROLA 6.7x14 cm Q2910 GG04	CREME 6.7x14 cm Q4310 GG04	MARFIM 6.7x14 cm Q2920 GG04
AMARELO 6.7x14 cm Q5800 GG04	ALFACE 6.7x14 cm Q4900 GG04	VERDE NEGRO 6.7x14 cm Q1200 GG10	AREIA 6.7x14 cm Q6000 GG04	PAPIRO 6.7x14 cm Q6010 GG04	CAMOMILA 6.7x14 cm Q6020 GG04
CAMURÇA 6.7x14 cm Q5500 GG04	CAMELO 6.7x14 cm Q5510 GG04	BEGE 6.7x14 cm Q0600 GG04	CINZA CLARO 6.7x14 cm Q6400 GG04	CINZA ESCURO 6.7x14 cm Q6450 GG04	BRANCO 6.7x14 cm Q0300 GG04
CACAU 6.7x14 cm Q0100 GG04	CASTANHO 6.7x14 cm Q5060 GG04	ÂMBAR 6.7x14 cm Q3600 GG07	PRETO 6.7x14 cm Q3800 GG07	MARINHO 6.7x14 cm Q3200 GG10	COBALTO 6.7x14 cm Q5010 GG07



Special Pieces

Convex Quarter-Round CV 3x10 GJ07 CV 3x14 GJ07	Convex Quarter-Round Corner CCV 3x3 GJ09
Concave Quarter-Round CC 3x10 GJ07 CC 3x14 GJ07	Concave Quarter-Round Corner CCC 3x3 GJ09
Semi Round Bullnose SRA 2x10 GJ09 SRB 2x14 GJ10	Pencil Liner PLA 2x10 GJ09 PLB 2x14 GJ10
Surface Bullnose SFA 2.5x10 GJ09 SFB 2.5x14 GJ10	Profile PRFA 2x10 GJ21 PRFB 2x14 GJ22

The colours Âmbar, Bosque and Verde Garrafa have a crackled effect as an inherent characteristic.
 As cores Âmbar, Bosque e Verde Garrafa possuem um efeito craquelê como característica inerente. | Les couleurs Âmbar, Bosque et Verde Garrafa ont un effet craquelé comme une caractéristique inhérente.
 Die Farben Âmbar, Bosque und Verde Garrafa haben als inhärente Eigenschaft einen Craquelé-Effekt. | Los colores Âmbar, Bosque y Verde Garrafa tienen un efecto craquelé como característica inherente.

PACKING AND WEIGHT

Sizes (cm) Dimensão . Format Maße . Formato	Pieces Peças . Pièces Stück . Piezas	SQM M ²	Weight Peso . Poids Gewicht . Peso	Box Caixa . Boite Karton . Caja	SQM M ²	Weight Peso . Poids Gewicht . Peso
14x14x0.9	25	0.480	7.00	138	66.240	986
10x10x0.9	25	0.250	3.80	224	56.000	871
6.7x14x0.9	25	0.230	3.45	276	63.480	972




New Zellige

Modern look with a handcrafted touch.

Visual moderno com um toque artesanal.
 Look moderne avec une touche artisanale.
 Moderner Look mit handgemachtem Touch.
 Visual moderno con un toque artesanal.


GLACIAR



SMOKE



CHARCOAL




JADE




SKY




NAVY



OLIVE



BLUSH



BURGUNDY



3 FORMATS

Wall Tiles

→|← 0.9 cm

13x13 / 5.1"x5.1"

7x13 / 2.8"x5.1"

Diamond 9x15 / 3.5"x5.9"

1 FINISH

Wall Tiles

Glossy

New Zellige Navy 6.5x13 cm J0607



Deliberi Iso Omena Restaurant, Finland
Photography: Riitta Sourander - Emo Media

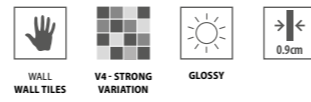
Diamond New Zellige Jade 9x15 cm LOS1304



New Zellige Burgundy 13x13 cm J1306



New Zellige Olive 13x13 cm J1308



GLACIAR 13x13 cm J1301 | GG04
SMOKE 13x13 cm J1303 | GG04
CHARCOAL 13x13 cm J1309 | GG06



GLACIAR 6.5x13 cm J0601 | GG05
SMOKE 6.5x13 cm J0603 | GG05
CHARCOAL 6.5x13 cm J0609 | GG07



DIAMOND GLACIAR 9x15 cm LOS1301 | GG10
DIAMOND SMOKE 9x15 cm LOS1303 | GG10
DIAMOND CHARCOAL 9x15 cm LOS1309 | GG11

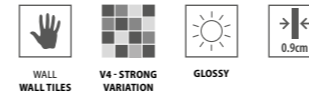


New Zellige Smoke 6.5x13 cm J0603




New Zellige Charcoal 13x13 cm J1309


New Zellige



Wall:
 New Zellige Jade 13x13 cm J1304
Floor:
 Urban Stone Grey 59.2x59.2 cm ret. Natural P6102R




SKY
 13x13 cm
 J1305 | GG04



NAVY
 13x13 cm
 J1307 | GG06




JADE
 13x13 cm
 J1304 | GG04



SKY
 6.5x13 cm
 J0605 | GG05



NAVY
 6.5x13 cm
 J0607 | GG07



JADE
 6.5x13 cm
 J0604 | GG05



DIAMOND SKY m²
 9x15 cm
 LOS1305 | GG10



DIAMOND NAVY m²
 9x15 cm
 LOS1307 | GG11


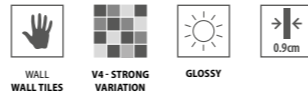


DIAMOND JADE m²
 9x15 cm
 LOS1304 | GG10




New Zellige Sky 6.5x13 cm J0605


New Zellige




OLIVE
13x13 cm
J1308 | GG06




BLUSH
13x13 cm
J1302 | GG04




BURGUNDY
13x13 cm
J1306 | GG06




OLIVE
6.5x13 cm
J0608 | GG07



BLUSH
6.5x13 cm
J0602 | GG05




BURGUNDY
6.5x13 cm
J0606 | GG07



DIAMOND OLIVE m²
9x15 cm
LOS1308 | GG11










DIAMOND BLUSH m²
9x15 cm
LOS1302 | GG10



DIAMOND BURGUNDY m²
9x15 cm
LOS1306 | GG11

PACKING AND WEIGHT

 Sizes (cm) Dimensão . Format Maße . Formato	 Pieces Peças . Pièces Stück . Piezas	 SQM M ²	 Weight Peso . Poids Gewicht . Peso	 Box Caixa . Boite Karton . Caja	 SQM M ²	 Weight Peso . Poids Gewicht . Peso
13x13x0.9	25	0.420	6.49	144	60.480	955
6.5x13x0.9	25	0.200	3.17	288	57.600	933
LOS 9x15x0.9	25	0.170	2.54	240	40.800	630



Diamond New Zellige Blush 9x15 cm LOS1302




Scales Cobalto 13.5x15 cm SCL5010

Scales


A creative way to dress up walls.

Uma forma criativa de vestir paredes.
Une façon créative d'habiller les murs.
Eine kreative Art, um Wände zu verkleiden.
Una forma creativa para vestir las paredes.

BRANCO




PÉROLA



ÁRTICO



CINZA CLARO



ÂMBAR



MENTA




NÓRDICO



PRETO



SANGUE DE BOI




BOSQUE



ATLÂNTICO



COBALTO



1 FORMAT

Wall Tiles

→|← 0.9 cm

Scales 13.5x15 / 5.3"x5.9"

1 FINISH

Wall Tiles

Glossy



Scales **Ártico** 13.5x15 cm SCL5910
 Scales **Nórdico** 13.5x15 cm SCL6410
 Scales **Atlântico** 13.5x15 cm SCL5620



Scales **Âmbar** 13.5x15 cm SCL3600

The colours **Âmbar** and **Bosque** have a crackled effect as an inherent characteristic.
 As cores **Âmbar** e **Bosque** possuem um efeito craquelê como característica inerente.
 Les couleurs **Âmbar** et **Bosque** ont un effet craquelé comme une caractéristique inhérente.
 Die Farben **Âmbar** und **Bosque** haben als inhärente Eigenschaft einen Craquelé-Effekt.
 Los colores **Âmbar** y **Bosque** tienen un efecto craquelé como característica inherente.

PACKING AND WEIGHT

Size (cm) Dimensão . Formato Maße . Formato	Pieces Peças . Pièces Stück . Piezas	SQM M ²	Weight Peso . Poids Gewicht . Peso	Box Caixa . Boîte Karton . Caja	SQM M ²	Weight Peso . Poids Gewicht . Peso
13.5x15x1	14	0.154	2.60	138	21.252	373



Colour




Raku

Artesanal style with a modern look.

Estilo artesanal num visual moderno.
Style artisanal pour un look moderne.
Antiker Stil im modernen Look.
Estilo artesanal con un aspecto moderno.

WARM WHITE GREY GREEN JADE BLUE COBALT OYSTER GREIGE TERRACOTA BLACK LAVA



1 FORMAT

Wall Tiles

→← 0.77 cm
6x27 / 2.4"x10.6"

1 FINISH

Wall Tiles

Glossy



SEE IT IN YOUR ROOM!

Raku Green Jade 5.6x26.7 cm R2775C8



Wall:
Raku Warm White 5.6x26.7 cm R2771C8
Floor:
Magma Light Grey 45x45 cm PE051



Wall:
Raku Greige 5.6x26.7 cm R2773C8
Mosaic Town Magma Sand 29.5x31 cm DC1026
Magma Sand 29.5x59.2 cm ret. R3826R
Floor:
Magma Sand 59.2x59.2 cm ret. Natural P6200R



Wall:
Raku Blue Cobalt 5.6x26.7 cm R2776C8
Floor:
Magma Light Grey 59.2x59.2 cm ret. Natural P6201R



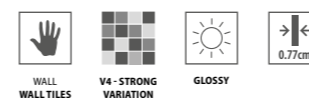
Wall:
Raku Oyster 5.6x26.7 cm R2772C8

Floor:
Bosco Noce 22.05x88.8 cm ret. Natural P9081C2
Bosco Noce 14.5x88.8 cm ret. Natural P9081C3




Wall:
Raku Terracota 5.6x26.7 cm R2777C8

Floor:
Nogal Coffee 10x60 cm Natural P3133C1



Wall:
 Raku Black Lava 5.6x26.7 cm R2778C8
 Muse White 44.3x88.8 cm ret. Satin P9134R

Floor:
 Noble Camel 22.05x88.8 cm ret. Natural P9115C2
 Noble Camel 14.5x88.8 cm ret. Natural P9115C3




WARM WHITE
 5.6x26.7 cm R2771C8 | GA22




GREEN JADE
 5.6x26.7 cm R2775C8 | GA22



OYSTER
 5.6x26.7 cm R2772C8 | GA22



BLUE COBALT
 5.6x26.7 cm R2776C8 | GA22




GREIGE
 5.6x26.7 cm R2773C8 | GA22



TERRACOTA
 5.6x26.7 cm R2777C8 | GA22



GREY
 5.6x26.7 cm R2774C8 | GA22



BLACK LAVA
 5.6x26.7 cm R2778C8 | GA22

PACKING & WEIGHT

Sizes (cm)	Pieces	SQM	Weight	Box	SQM	Weight
Dimensão . Format	Peças . Pièces	M²	Peso . Poids	Caixa . Boite	M²	Peso . Poids
Maße . Formato	Stück . Piezas		Gewicht . Peso	Karton . Caja		Gewicht . Peso
5.6x26.7x0.77	48	0.78	9.15	96	74.69	893



Liv'in

Stylish living areas.

Espaços para viver com estilo.
Des espaces pour vivre avec style.
Wohnräume mit Stil.
Espacios para vivir con estilo.



4 FORMATS

Wall Tiles

→ 1.17 cm
30x90 / 11.8"x35.4"

→ 0.85 cm
30x60 / 11.8"x23.6"
Diamond 10x18 / 3.9"x7.1"

→ 0.77 cm
27x42 / 10.6"x16.5"

1 FINISH

Wall Tiles

Matte



SEE IT IN YOUR ROOM!

Liv'in Luna Grey 29.5x59.2 cm ret. R3743R
Diamond Liv'in Cloud White 10x18 cm LOS1001
Diamond Liv'in Luna Grey 10x18 cm LOS1003
Diamond Liv'in Charcoal Black 10x18 cm LOS1004



Mosaic Diamond Liv'in Mix 1 18x21 cm DC7001



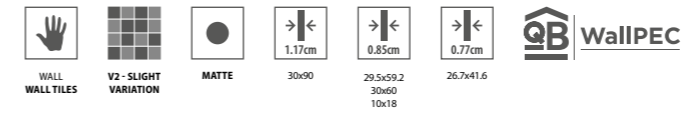
Brick Liv'in Olive Green 30x90 cm ret. R3222R




Liv'in Olive Green 29.5x59.2 cm ret. R3746R
 Liv'in Leather Greige 29.5x59.2 cm ret. R3742R
 Mosaic Herring Liv'in Leather Greige 24.5x27.5 cm DC5002



Liv'in Colonial Blue 30x90 cm ret. R3217R
 Diamond Liv'in Cloud White 10x18 cm LOS1001
 Diamond Liv'in Colonial Blue 10x18 cm LOS1007




CLOUD WHITE
 30x90 cm ret. R3211R | GB11



LEATHER GREIGE
 30x90 cm ret. R3212R | GB11




CLOUD WHITE
 29.5x59.2 cm ret. R3741R | GB05
 30x60 cm R3741 | GA12



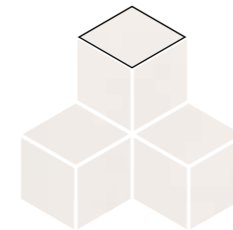
LEATHER GREIGE
 29.5x59.2 cm ret. R3742R | GB05
 30x60 cm R3742 | GA12



CLOUD WHITE
 26.7x41.6 cm R2731 | GA08




LEATHER GREIGE
 26.7x41.6 cm R2732 | GA08



DIAMOND CLOUD WHITE m²
 10x18 cm LOS1001 | GB26




DIAMOND LEATHER GREIGE m²
 10x18 cm LOS1002 | GB26



MOSAIC LIV'IN CLOUD WHITE (2.5X2.5 cm) (PIECE)
 29.5x29.5x0.85 cm DC2011 | GJ35



MOSAIC HERRING LIV'IN CLOUD WHITE (2.8X6.5 cm) (PIECE)
 24.5x27.5x0.85 cm DC5001 | GJ33



MOSAIC LIV'IN LEATHER GREIGE (2.5X2.5 cm) (PIECE)
 29.5x29.5x0.85 cm DC2012 | GJ35

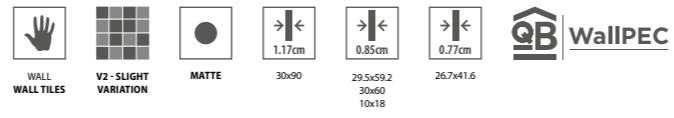


MOSAIC HERRING LIV'IN LEATHER GREIGE (2.8X6.5 cm) (PIECE)
 24.5x27.5x0.85 cm DC5002 | GJ33



MOSAIC DIAMOND LIV'IN MIX 1 (PIECE)
 18x21x0.85 cm DC7001* | GJ19

* Minimum of 10 pieces . Quantidade minima de 10 peças . Quantité minimum de 10 pièces . Mindestmenge: 10 Stücke . Cantidad mínima de 10 piezas



LUNA GREY
30x90 cm ret.

R3213R | GB11




CHARCOAL BLACK
30x90 cm ret.

R3214R | GB11



LUNA GREY
29.5x59.2 cm ret.
30x60 cm

R3743R | GB05
R3743 | GA12



CHARCOAL BLACK
29.5x59.2 cm ret.
30x60 cm

R3744R | GB05
R3744 | GA12



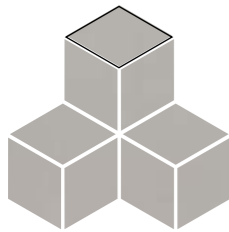
LUNA GREY
26.7x41.6 cm

R2733 | GA08



CHARCOAL BLACK
26.7x41.6 cm


R2734 | GA08



DIAMOND LUNA GREY m²
10x18 cm LOS1003 | GB26




DIAMOND CHARCOAL BLACK m²
10x18 cm LOS1004 | GB26



MOSAIC LIV'IN LUNA GREY (2.5X2.5 cm) (PIECE)
29.5x29.5x0.85 cm DC2013 | GJ35



MOSAIC HERRING LIV'IN LUNA GREY (2.8X6.5 cm) (PIECE)
24.5x27.5x0.85 cm DC5003 | GJ33



MOSAIC LIV'IN CHARCOAL BLACK (2.5X2.5 cm) (PIECE)
29.5x29.5x0.85 cm DC2014 | GJ35



MOSAIC HERRING LIV'IN CHARCOAL BLACK (2.8X6.5 cm) (PIECE)
24.5x27.5x0.85 cm DC5004 | GJ33



MOSAIC DIAMOND LIV'IN MIX 3 (PIECE)
18x21x0.85 cm DC7003* | GJ19


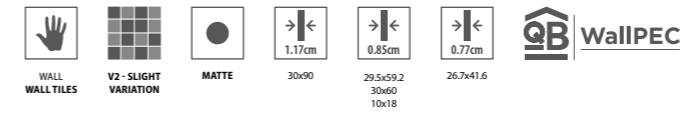
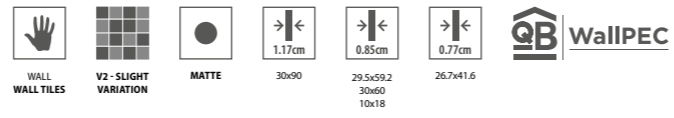


MOSAIC DIAMOND LIV'IN MIX 2 (PIECE)
18x21x0.85 cm DC7002* | GJ19



Brick Liv'in Blush Red 30x60 cm R3751
Liv'in Leather Greige 30x60 cm R3742
Liv'in Charcoal Black 30x60 cm R3744

* Minimum of 10 pieces . Quantidade mínima de 10 peças . Quantité minimum de 10 pièces . Mindestmenge: 10 Stücke . Cantidad mínima de 10 piezas



BLUSH RED
30x90 cm ret. R3215R | GB13



OLIVE GREEN
30x90 cm ret. R3216R | GB13



COLONIAL BLUE
30x90 cm ret. R3217R | GB13




BRICK BLUSH RED m²
30x90 cm ret. R3221R | GB15



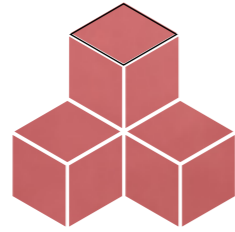
BRICK OLIVE GREEN m²
30x90 cm ret. R3222R | GB15



BRICK COLONIAL BLUE m²
30x90 cm ret. R3223R | GB15



BLUSH RED
29.5x59.2 cm ret. R3745R | GB08
30x60 cm R3745 | GA16



DIAMOND BLUSH RED m²
10x18 cm LOS1005 | GB26



OLIVE GREEN
29.5x59.2 cm ret. R3746R | GB08
30x60 cm R3746 | GA16



DIAMOND OLIVE GREEN m²
10x18 cm LOS1006 | GB26



COLONIAL BLUE
29.5x59.2 cm ret. R3747R | GB08
30x60 cm R3747 | GA16



DIAMOND COLONIAL BLUE m²
10x18 cm LOS1007 | GB26




BRICK BLUSH RED m²
30x60 cm R3751 | GA19



BRICK OLIVE GREEN m²
30x60 cm R3752 | GA19



BRICK COLONIAL BLUE m²
30x60 cm R3753 | GA19



BLUSH RED
26.7x41.6 cm R2735 | GA12



BRICK BLUSH RED m²
26.7x41.6 cm R2741 | GA14



OLIVE GREEN
26.7x41.6 cm R2736 | GA12




BRICK OLIVE GREEN m²
26.7x41.6 cm R2742 | GA14



COLONIAL BLUE
26.7x41.6 cm R2737 | GA12




BRICK COLONIAL BLUE m²
26.7x41.6 cm R2743 | GA14



MOSAIC LIV'IN BLUSH RED (2.5X2.5 cm) (PIECE)
29.5x29.5x0.85 cm DC2015 | GJ35




MOSAIC HERRING LIV'IN BLUSH RED (2.8X6.5 cm) (PIECE)
24.5x27.5x0.85 cm DC5005 | GJ33



MOSAIC LIV'IN OLIVE GREEN (2.5X2.5 cm) (PIECE)
29.5x29.5x0.85 cm DC2016 | GJ35



MOSAIC HERRING LIV'IN OLIVE GREEN (2.8X6.5 cm) (PIECE)
24.5x27.5x0.85 cm DC5006 | GJ33



MOSAIC LIV'IN COLONIAL BLUE (2.5X2.5 cm) (PIECE)
29.5x29.5x0.85 cm DC2017 | GJ35



MOSAIC HERRING LIV'IN COLONIAL BLUE (2.8X6.5 cm) (PIECE)
24.5x27.5x0.85 cm DC5007 | GJ33



Liv'in Colonial Blue 30x90 cm ret. R3217R
Mosaic Diamond Liv'in Mix 1 18x21 cm DC7001

SPECIAL PIECES



Profile
Perfil - Profil
Profil - Perfil

2x30x1.17 cm ret. GJ35
2x59.2x0.85 cm ret. GJ44
2x29.5x0.85 cm ret. GJ35

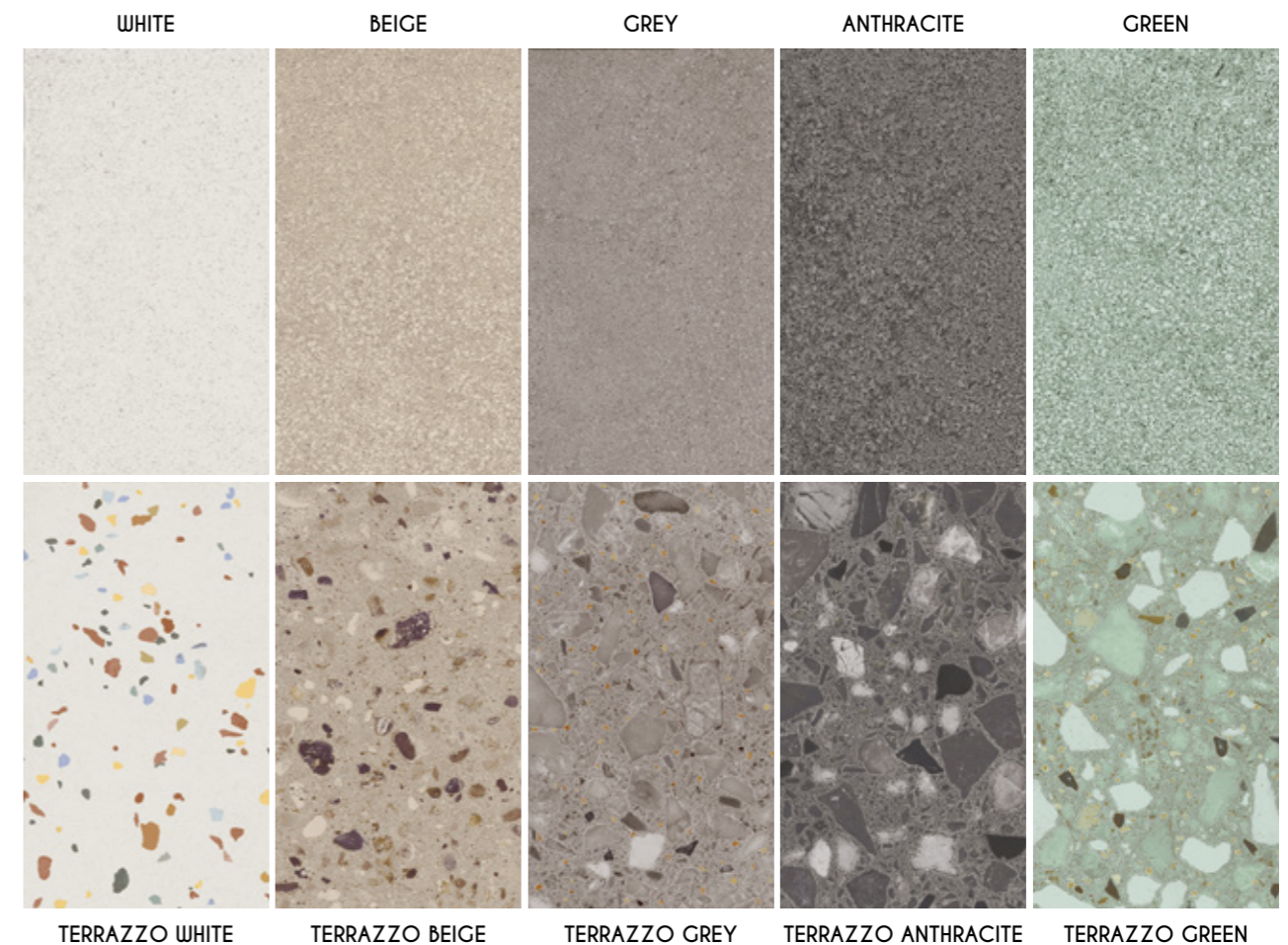
PACKING AND WEIGHT

Sizes (cm)	Pieces	SQM	Weight	Box	SQM	Weight
Dimensão . Format	Peças . Pièces	M ²	Peso . Poids	Caixa . Boîte	M ²	Peso . Poids
Maße . Formato	Stück . Piezas		Gewicht . Peso	Karton . Caja		Gewicht . Peso
30x90x1.17 ret.	4	1.080	21.32	40	43.200	872
29.5x59.2x0.85 ret.	8	1.400	19.81	32	44.800	654
30x60x0.85	8	1.460	20.63	32	46.720	680
26.7x41.6x0.77	9	1.000	13.13	78	78.000	1044
LOS 10x18x0.85	24	0.227	3.12	80	18.160	270

Dandy

Recreation of timeless terrazzo for the elaboration of bold spaces.

Recriação do terrazzo intemporal para a criação de ambientes arrojados.
 Réinterprétation de l'intemporalité du terrazzo pour créer des environnements audacieux.
 Nachbildung von zeitlosem Terrazzo, um gewagte Umgebungen zu schaffen.
 Recreación de terrazzo atemporal para crear entornos atrevidos.



1 FORMAT

Glazed Floor Tiles

→ 0.85 cm
 20x20 cm / 7.9"x7.9"

1 FINISH

Glazed Floor Tiles

Natural

SLIP RESISTANCE

Glazed Floor Tiles

Natural
 R10 / A
 Class 3 / PTV ≥36



SEE IT IN YOUR ROOM!

Dandy Grey 20x20 cm PH66
 Mosaic Dandy Terrazzo Grey 20x20 cm DC8008
 Dandy Terrazzo Grey 20x20 cm PH71



Dandy Terrazzo Anthracite 20x20 cm PH72
Dandy Anthracite 20x20 cm PH67



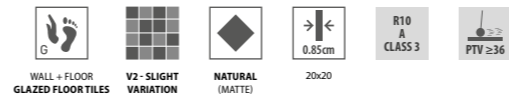
Wall:
Dandy Terrazzo Beige 20x20 cm PH70

Floor:
Dandy Beige 20x20 cm PH65



Wall:
Dandy Terrazzo White 20x20 cm PH69
Mosaic Dandy Terrazzo White 20x20 cm DC8006
Chroma Blush 13x13 cm C1311

Floor:
Dandy White 20x20 cm PH64



WHITE 20x20 cm PH64 G107	BEIGE 20x20 cm PH65 G107	GREY 20x20 cm PH66 G107	ANTHRACITE 20x20 cm PH67 G107	GREEN 20x20 cm PH68 G107
TERRAZZO WHITE 20x20 cm PH69 G111	TERRAZZO BEIGE 20x20 cm PH70 G111	TERRAZZO GREY 20x20 cm PH71 G111	TERRAZZO ANTHRACITE 20x20 cm PH72 G111	TERRAZZO GREEN 20x20 cm PH73 G111
MOSAIC DANDY WHITE (3.2X9.9 CM) (PIECE) 20x20 cm DC8001 GJ14	MOSAIC DANDY BEIGE (3.2X9.9 CM) (PIECE) 20x20 cm DC8002 GJ14	MOSAIC DANDY GREY (3.2X9.9 CM) (PIECE) 20x20 cm DC8003 GJ14	MOSAIC DANDY ANTHRACITE (3.2X9.9 CM) (PIECE) 20x20 cm DC8004 GJ14	MOSAIC DANDY GREEN (3.2X9.9 CM) (PIECE) 20x20 cm DC8005 GJ14
MOSAIC DANDY TERRAZZO WHITE (3.2X9.9 CM) (PIECE) 20x20 cm DC8006 GJ14	MOSAIC DANDY TERRAZZO BEIGE (3.2X9.9 CM) (PIECE) 20x20 cm DC8007 GJ14	MOSAIC DANDY TERRAZZO GREY (3.2X9.9 CM) (PIECE) 20x20 cm DC8008 GJ14	MOSAIC DANDY TERRAZZO ANTHRACITE (3.2X9.9 CM) (PIECE) 20x20 cm DC8009 GJ14	MOSAIC DANDY TERRAZZO GREEN (3.2X9.9 CM) (PIECE) 20x20 cm DC8010 GJ14

SPECIAL PIECES



Skirting
 Rodapé . Plinthe
 Sockel . Rodapié
 8x20x0.85 cm | GJ01

PACKING AND WEIGHT

Sizes (cm) Dimensão . Format Maße . Formato	Pieces Peças . Pièces Stück . Piezas	SQM M ²	Weight Peso . Poids Gewicht . Peso	Box Caixa . Bolte Karton . Caja	SQM M ²	Weight Peso . Poids Gewicht . Peso
20x20x0.85	20	0.800	14.44	72	57.600	1060



Mosaic Dandy Green 20x20 cm DC8005
Dandy Green 20x20 cm PH68
Dandy Terrazzo Green 20x20 cm PH73



Mellow

The delicacy of pastel colours.

A delicadeza das cores pastel.
 La délicatesse des couleurs pastel.
 Die Zartheit der Pastellfarben.
 La delicadeza de los colores pastel.

WHITE

BEIGE

GREY

PEACH

GREEN

BLUE



1 FORMAT

Wall Tiles

→|← 0.77 cm
 27x42 / 10.6"x16.5"

1 FINISH

Wall Tiles

Matte Satin

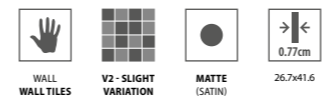
Wall:
 Mellow Peach 26.7x41.6 cm R2786
 Decor Blend Mellow 26.7x41.6 cm R2787

Floor:
 Studio Grey 45x45 cm C462



Wall:
Mellow Grey 26.7x41.6 cm R2783
Mellow Blue 26.7x41.6 cm R2784
Decor Blend Mellow 26.7x41.6 cm R2787

Floor:
Oslo Almond 22.05x88.8 cm ret. Natural P9123C2
Oslo Almond 14.5x88.8 cm ret. Natural P9123C3



PACKING AND WEIGHT

Size (cm) Dimensão - Format Maße - Formato	Pieces Peças - Pièces Stück - Piezas	SQM M ²	Weight Peso - Poids Gewicht - Peso	Box Caixa - Boîte Karton - Caja	SQM M ²	Weight Peso - Poids Gewicht - Peso
26.7x41.6x0.77	9	1.000	13.13	78	78.000	1044

^(A) Random Drawing - Desenho Aleatório - Dessin Aléatoire - Wechseldes Design - Diseño Aleatorio



Wall:
Mellow Green 26.7x41.6 cm R2785
Mellow Beige 26.7x41.6 cm R2782

Floor:
Flow Cement Ash 60x60 cm Natural P6173




Wall:
Blocks Branco 30x90 cm ret. Matte R3259R
Floor:
Noble Raffia 22.05x88.8 cm ret. Natural P9114C2
Noble Raffia 14.5x88.8 cm ret. Natural P9114C3

Brancos

Simplicity as a symbol of class and elegance.

A simplicidade como símbolo de classe e elegância.
 La simplicité comme symbole de classe et d'élégance.
 Einfachheit als Symbol der Klasse und Eleganz.
 Sencillez como un símbolo de clase y elegancia.

BRANCO



6 FORMATS

Wall Tiles

→ 1.17 cm
 30x90 / 11.8"x35.4"

→ 0.85 cm
 30x60 / 11.8"x23.6"
 25x40 / 9.8"x15.7"

→ 0.8 cm
 20x50 / 7.9"x19.7"

Glazed Floor Tiles

→ 0.85 cm
 20x20 cm / 7.9"x7.9"

→ 0.65 cm
 20x20 cm / 7.9"x7.9"

2 FINISHES

Wall Tiles

Matte
 Glossy

Glazed Floor Tiles

Matte



Blocks Branco



Branco 29.5x59.2 cm ret. Glossy R826R

Brancos



BRANCO
30x90 cm ret.

R910R | GB08 R911R | GB08



BRANCO
29.5x59.2 cm ret.
30x60 cm

R826R | GB01 R827R | GB01
R826 | GA09 R827 | GA09



PRISMA BRANCO m²
30x90 cm ret.

R3277R | GB14 R3278R | GB14



PRISMA BRANCO m²
29.5x59.2 cm ret.
30x60 cm

R3831R | GB06 R3832R | GB06
R3831 | GA14 R3832 | GA14



BLOCKS BRANCO m²
30x90 cm ret.

R3258R | GB13 R3259R | GB13



BLOCKS BRANCO m²
29.5x59.2 cm ret.
30x60 cm

R3833R | GB06 R3834R | GB06
R3833 | GA14 R3834 | GA14



Blocks Branco 30x90 cm ret. Glossy R3258R



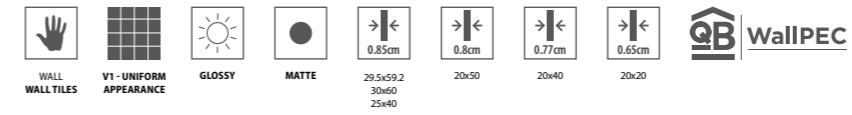
Wall:
Prisma Branco 30x90 cm ret. Matte R3278R

Floor:
Nogal Honey 22.05x88.8 cm ret. Natural P9187C2
Nogal Honey 14.5x88.8 cm ret. Natural P9187C3



Wall:
Stucco Branco 29.5x59.2 cm ret. Matte R3799R

Floor:
Bosco Noce 22.05x88.8 cm ret. Natural P9081C2
Bosco Noce 14.5x88.8 cm ret. Natural P9081C3



DUNE BRANCO
29.5x59.2 cm ret.
30x60 cm
R870R | GB06
R870 | GA14




STUCCO BRANCO m²
29.5x59.2 cm ret.
30x60 cm
R3799R | GB06
R3799 | GA14



BRANCO
25x40 cm
R4041 | GA04
R4042 | GA04



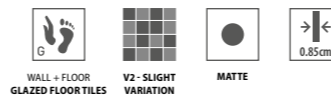
BRANCO
20x50 cm
R614 | GA05
R615 | GA05



BRANCO
20x40 cm
R2423 | GA03
R2424 | GA03



BRANCO
20x20 cm
G01 | GA01
MG01 | GA01



BRANCO
20x20 cm
PH21 | G108

SPECIAL PIECES



Skirting
Rodapé . Plinthe
Sockel . Rodapié
Profile
Perfil . Profil
Profil . Perfil

8x20x0.85 cm | GJ01

2x30x1.17 cm ret. | GJ35

2x59.2x0.85 cm ret. | GJ44

2x29.5x0.85 cm ret. | GJ35

PACKING AND WEIGHT

Sizes (cm) Dimensão . Format Maße . Formato	Pieces Peças . Pièces Stück . Piezas	SQM M²	Weight Peso . Poids Gewicht . Peso	Box Caixa . Boite Karton . Caja	SQM M²	Weight Peso . Poids Gewicht . Peso
30x90x1.17 ret.	4	1.080	21.32	40	43.200	872
29.5x59.2x0.85 ret.	8	1.400	19.81	32	44.800	654
30x60x0.85	8	1.460	20.63	32	46.720	680
20x50x0.8	16	1.600	21.20	48	76.800	1033

PACKING AND WEIGHT

Sizes (cm) Dimensão . Format Maße . Formato	Pieces Peças . Pièces Stück . Piezas	SQM M²	Weight Peso . Poids Gewicht . Peso	Box Caixa . Boite Karton . Caja	SQM M²	Weight Peso . Poids Gewicht . Peso
25x40x0.85	15	1.500	21.3	48	72.000	1042
20x40x0.77	15	1.200	15.70	64	76.800	1018
20x20x0.65	25	1.000	10.60	96	96.000	1038
20x20x0.85	20	0.800	14.44	72	57.600	1060



Keratec DESIGN
Extruded Porcelain Tiles

Keratec DESIGN

CONTEMPORARY LOOK WITH HIGH RESISTANCE AND DURABILITY.

Estética contemporânea aliada a uma elevada resistência e durabilidade.
Esthétique contemporaine combinée à une haute résistance et durabilité.
Zeitgenössische Ästhetik kombiniert mit hohem Widerstand und Langlebigkeit.
Estética contemporânea combinada con alta resistencia y durabilidad.

FULL BODY

- Unglazed Full Body Extruded Porcelain Tiles
- Porcelanato Extrudido Não Esmaltado Toda Massa
- Grés Cérame Étiré Non Émaillé Pleine Masse
- Unglasiertes Feinsteinzeug durchgefärbt
- Porcelánico Extrusionado No Esmaltado Toda la Masa



- High Resistance to Abrasion and Break
- Alta Resistência à Abrasão e Ruptura
- Haute Résistance à l'abrasion et à la Rupture
- Hohe Beständigkeit gegen Abrieb und Bruch
- Alta Resistencia a la Abrasión y Rotura



- High Chemical Resistance
- Alta Resistência Química
- Résistance Chimique Élevée
- Hohe chemische Beständigkeit
- Alta Resistencia Química



- High Resistance to Stains and Acids
- Alta Resistência às Manchas e aos Ácidos
- Haute Résistance aux Taches et aux Acides
- Hohe Beständigkeit gegen Flecken und Säuren
- Alta Resistencia a las Manchas y Ácidos



- High Resistance to Thermal Shock and Frost Proof
- Alta Resistência ao Choque Térmico e ao Gelo
- Haute Résistance aux Chocs Thermiques et à la Glace
- Hohe Beständigkeit gegen Temperaturschock und Frost
- Alta Resistencia al Choque Térmico y al Hielo



Detroit

Tiles with a twist – For more than a statement look.

Cerâmicas com um toque de ousadia – uma verdadeira declaração de estilo.
 Céramique avec une touche d'audace – une véritable déclaration de style.
 Keramik mit einem Hauch von Kühnheit – ein echtes Statement für Stil.
 Cerámica con un toque atrevido – una verdadera declaración de estilo.



1 FORMAT

Extruded Porcelain Tiles

→← 0.8 cm
 7x30 / 2.8"x11.8"

1 FINISH

Extruded Porcelain Tiles


CI

SLIP RESISTANCE

Extruded Porcelain Tiles

CI
 R10 / A
 Class 2 / PTV ≥36

Detroit Dark Grey 7.2x29.5 cm K3012C7
 Detroit Carbon 7.2x29.5 cm K3013C7
 Detroit Terracota 7.2x29.5 cm K3014C7
 Detroit Rose 7.2x29.5 cm K3015C7



SEE IT IN YOUR ROOM!



Detroit Dark Grey 7.2x29.5 cm K3012C7

Detroit



Detroit Ivory 7.2x29.5 cm K3010C7




Detroit Rose 7.2x29.5 cm K3015C7



Wall:
 Detroit Grey 7.2x29.5 cm K3011C7
 Detroit Dark Grey 7.2x29.5 cm K3012C7

Floor:
 Detroit Grey 7.2x29.5 cm K3011C7



WALL + FLOOR
 EXTRUDED
 PORCELAIN TILES



FULL
 BODY



V3 - MODERATE
 VARIATION



0.8cm




R10
 A
 CLASS 2




PTV ≥ 36



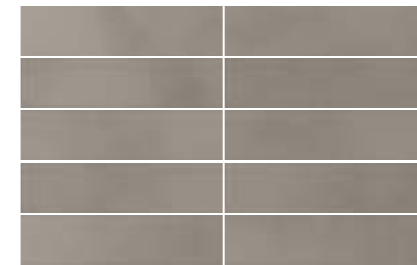
F3



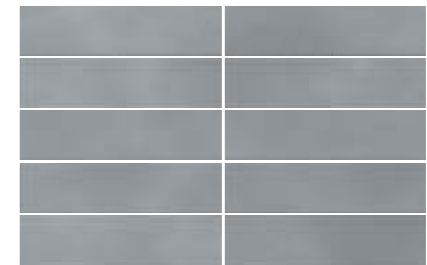
IVORY CI
 7.2x29.5 cm ret. K3010C7 | GF16



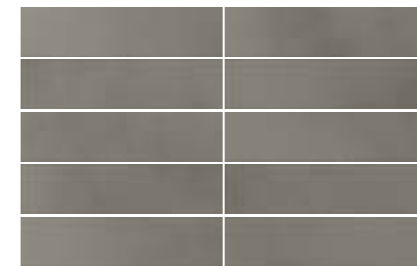
ROSE CI
 7.2x29.5 cm ret. K3015C7 | GF21



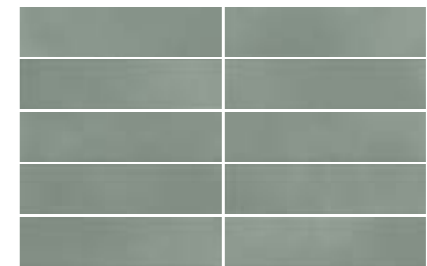
GREY CI
 7.2x29.5 cm ret. K3011C7 | GF16



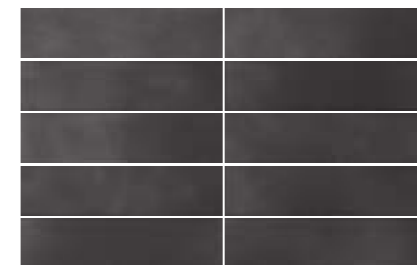
BLUE CI
 7.2x29.5 cm ret. K3016C7 | GF21




DARK GREY CI
 7.2x29.5 cm ret. K3012C7 | GF16



GREEN CI
 7.2x29.5 cm ret. K3017C7 | GF21



CARBON CI
 7.2x29.5 cm ret. K3013C7 | GF16



TERRACOTA CI
 7.2x29.5 cm ret. K3014C7 | GF21

PACKING AND WEIGHT

Sizes (cm)	Pieces	SQM	Weight	Box	SQM	Weight
Dimensão . Format	Peças . Pièces	M ²	Peso . Poids	Caixa . Boite	M ²	Peso . Poids
Maße . Formato	Stück . Piezas		Gewicht . Peso	Karton . Caja		Gewicht . Peso
7.2x29.5x0.8 ret.	23	0.489	8.60	98	47.922	858




Luna

Organic spaces accented by timeless sophistication.

Espaços orgânicos que primam pela sofisticação intemporal.
 Des espaces organiques qui se distinguent par une élégance intemporelle.
 Organische Räume, die sich durch zeitlose Eleganz auszeichnen.
 Espacios orgánicos que sobresalen por la sofisticación atemporal.


CREAM




LIGHT GREY



DARK GREY



BLACK



3 FORMATS

Extruded Porcelain Tiles

→|← 0.8 cm
 60x60 / 23.6"x23.6"
 30x60 / 11.8"x23.6"
 Multisize

2 FINISHES

Extruded Porcelain Tiles

Natural
 Anti-Slip

SLIP RESISTANCE

Extruded Porcelain Tiles

Natural
 R10 / A
 Class 2 / PTV ≥36

Anti-Slip
 R12 / A+B+C
 Class 3 / PTV ≥36



SEE IT IN YOUR ROOM!

Luna Black 59.2x59.2 cm ret. Natural K6008R




Luna Dark Grey Multisize Natural K6007MS




Wall:
Luna Dark Grey 29.5x59.2 cm ret. Natural K6007RC

Floor:
Luna Cream 59.2x59.2 cm ret. Natural K6005R



CREAM
Multisize K6005MS | GF16 K6009MS | GF17

1 Box: Module 12 Pieces (Alternative Layouts - Page 507)
2 Pieces - 59.2x59.2 cm ret. 2 Pieces - 29.5x29.5 cm ret. 4 Pieces - 14.65x14.65 cm ret.
2 Pieces - 29.5x59.2 cm ret. 2 Pieces - 14.65x29.5 cm ret.




LIGHT GREY
Multisize K6006MS | GF16 K6010MS | GF17

1 Box: Module 12 Pieces (Alternative Layouts - Page 507)
2 Pieces - 59.2x59.2 cm ret. 2 Pieces - 29.5x29.5 cm ret. 4 Pieces - 14.65x14.65 cm ret.
2 Pieces - 29.5x59.2 cm ret. 2 Pieces - 14.65x29.5 cm ret.



CREAM
59.2x59.2 cm ret. K6005R | GF08 K6009R | GF09



MOSAIC LUNA CREAM
(4.7X4.7 CM) (PIECE)
29.5x29.5x0.8 cm KM4015 | GJ31




LIGHT GREY
59.2x59.2 cm ret. K6006R | GF08 K6010R | GF09




MOSAIC LUNA LIGHT GREY
(4.7X4.7 CM) (PIECE)
29.5x29.5x0.8 cm KM4016 | GJ31



CREAM
29.5x59.2 cm ret. K6005RC | GF06 K6009RC | GF07



MOSAIC STICKS LUNA CREAM
(PIECE)
29.5x29.5x0.8 cm KM2001 | GJ37



LIGHT GREY
29.5x59.2 cm ret. K6006RC | GF06 K6010RC | GF07



MOSAIC STICKS LUNA LIGHT GREY
(PIECE)
29.5x29.5x0.8 cm KM2002 | GJ37

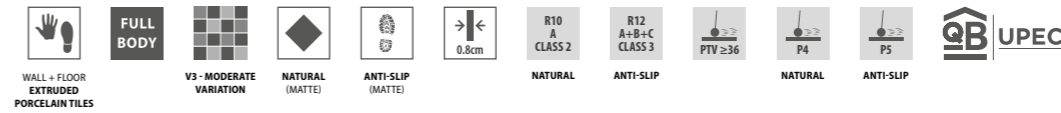


Luna Light Grey Multisize Anti-Slip K6010MS




Wall:
Luna Light Grey 29.5x59.2 cm ret. Natural K6006RC
Mosaic Sticks Luna Light Grey 29.5x29.5 cm Natural KM2002
Mosaic Sticks Luna Black 29.5x29.5 cm Natural KM2004

Floor:
Luna Black 59.2x59.2 cm ret. Natural K6008R




Luna



DARK GREY
 Multisize K6007MS | GF16 K6011MS | GF17

1 Box: Module 12 Pieces (Alternative Layouts - Page 507)
 2 Pieces - 59.2x59.2 cm ret. 2 Pieces - 29.5x29.5 cm ret. 4 Pieces - 14.65x14.65 cm ret.
 2 Pieces - 29.5x59.2 cm ret. 2 Pieces - 14.65x29.5 cm ret.




BLACK
 Multisize K6008MS | GF16 K6012MS | GF17


1 Box: Module 12 Pieces (Alternative Layouts - Page 507)
 2 Pieces - 59.2x59.2 cm ret. 2 Pieces - 29.5x29.5 cm ret. 4 Pieces - 14.65x14.65 cm ret.
 2 Pieces - 29.5x59.2 cm ret. 2 Pieces - 14.65x29.5 cm ret.



DARK GREY
 59.2x59.2 cm ret. K6007R | GF08 K6011R | GF09




MOSAIC LUNA DARK GREY
(4.7X4.7 CM) (PIECE)
 29.5x29.5x0.8 cm KM4017 | GJ31



BLACK
 59.2x59.2 cm ret. K6008R | GF08 K6012R | GF09



MOSAIC LUNA BLACK
(4.7X4.7 CM) (PIECE)
 29.5x29.5x0.8 cm KM4018 | GJ31



DARK GREY
 29.5x59.2 cm ret. K6007RC | GF06 K6011RC | GF07



MOSAIC STICKS LUNA DARK GREY
 (PIECE)
 29.5x29.5x0.8 cm KM2003 | GJ37



BLACK
 29.5x59.2 cm ret. K6008RC | GF06 K6012RC | GF07



MOSAIC STICKS LUNA BLACK
 (PIECE)
 29.5x29.5x0.8 cm KM2004 | GJ37

SPECIAL PIECES

Stairstep Degrau . Nez-de-Marche Stufe . Peldaño	Step Extra Fluted* Degrau Espessurado . Nez de Marche Forte Épaisseur Winkelstufe . Peldaño con Espesor	Skirting Rodapé . Plinthe Sockel . Rodapié
59.2x59.2x0.8 cm ret. GJ42	29.5x59.2x0.8 cm ret. GJ58	8x59.2x0.8 cm ret. GJ14
29.5x59.2x0.8 cm ret. GJ30		

PACKING & WEIGHT

Sizes (cm) Dimensão . Format Maße . Formato	Pieces Peças . Pièces Stück . Piezas	SQM M ²	Weight Peso . Poids Gewicht . Peso	Box Caixa . Boîte Karton . Caja	SQM M ²	Weight Peso . Poids Gewicht . Peso
59.2x59.2x0.8 ret.	4	1.400	26.60	36	50.400	920
29.5x59.2x0.8 ret.	7	1.220	22.63	40	48.800	920
Multisize	12	1.400	26.60	32	44.800	866

* Minimum of 10 pieces . Quantidade mínima de 10 peças . Quantité minimum de 10 pièces . Mindestmenge: 10 Stücke . Cantidad mínima de 10 piezas

www.aleluia.pt



Soft AS ensures a smooth and pleasant-to-touch surface while maintaining slip-resistant properties.
 Soft AS garante uma superfície suave e agradável ao toque, mantendo propriedades antiderrapantes.
 Soft AS garantit une surface lisse et agréable au toucher tout en conservant des propriétés antidérapantes.
 Soft AS gewährleistet eine glatte und angenehm anzufassende Oberfläche, während sie die rutschhemmenden Eigenschaften beibehält.
 Soft AS asegura una superficie suave y agradable al tacto, manteniendo propiedades antideslizantes.



SEE IT IN YOUR ROOM!


Wall:
 Ebro Light Grey 29.5x59.2 cm ret. Soft AS K6016RC
 Mosaic Ebro Light Grey 29.5x29.5 cm Soft AS KM3002

Floor:
 Ebro Light Grey 59.2x59.2 cm ret. Soft AS K6016R

Ebro

Modern and organic spaces.

Ambientes modernos e orgânicos.
 Environnements modernes et organiques.
 Moderne und organische Umgebungen.
 Ambientes modernos y orgánicos.



3 FORMATS

Extruded Porcelain Tiles

→|← 0.8 cm
 60x60 / 23.6"x23.6"
 30x60 / 11.8"x23.6"
 10x10 cm / 3.9"x3.9"
 Mos. 10x10 cm / 3.9"x3.9"

1 FINISH

Extruded Porcelain Tiles

Soft AS

SLIP RESISTANCE

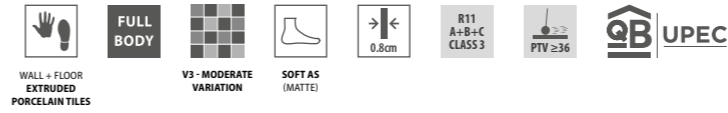
Extruded Porcelain Tiles

Soft AS
 R11 / A+B+C
 Class 3 / PTV ≥36




Wall:
Ebro Dark Grey 29.5x59.2 cm ret. Soft AS K6017RC
Mosaic Dark Light Grey 29.5x29.5 cm Soft AS KM3003


Floor:
Ebro Dark Grey 59.2x59.2 cm ret. Soft AS K6017R




Ebro




CREAM
59.2x59.2 cm ret. K6015R | GF08



LIGHT GREY
59.2x59.2 cm ret. K6016R | GF08




DARK GREY
59.2x59.2 cm ret. K6017R | GF08



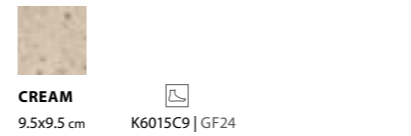
CREAM
29.5x59.2 cm ret. K6015RC | GF06



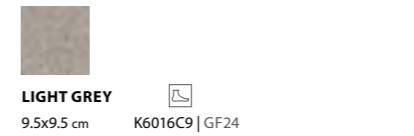
LIGHT GREY
29.5x59.2 cm ret. K6016RC | GF06




DARK GREY
29.5x59.2 cm ret. K6017RC | GF06



CREAM
9.5x9.5 cm K6015C9 | GF24



LIGHT GREY
9.5x9.5 cm K6016C9 | GF24



DARK GREY
9.5x9.5 cm K6017C9 | GF24



MOSAIC EBRO CREAM
(9.5X9.5 CM) m² K6015M9 | GF33



MOSAIC EBRO LIGHT GREY
(9.5X9.5 CM) m² K6016M9 | GF33



MOSAIC EBRO DARK GREY
(9.5X9.5 CM) m² K6017M9 | GF33



MOSAIC EBRO CREAM
(4.7X4.7 CM) (PIECE) KM4021 | GJ31



MOSAIC EBRO LIGHT GREY
(4.7X4.7 CM) (PIECE) KM4022 | GJ31



MOSAIC EBRO DARK GREY
(4.7X4.7 CM) (PIECE) KM4023 | GJ31



MOSAIC EBRO CREAM
(3X15 CM) (PIECE) KM3001 | GJ31



MOSAIC EBRO LIGHT GREY
(3X15 CM) (PIECE) KM3002 | GJ31



MOSAIC EBRO DARK GREY
(3X15 CM) (PIECE) KM3003 | GJ31

SPECIAL PIECES

Stairstep Degrau . Nez-de-Marche Stufe . Peldaño	Step Extra Fluted* Degrau Espessurado. Nez de Marche Forte Epaisseur Winkelstufe . Peldaño con Espesor	Skirting Rodapé . Plinthe Sockel . Rodapié
59.2x59.2x0.8 cm ret. GJ42 29.5x59.2x0.8 cm ret. GJ30	29.5x59.2x0.8 cm ret. GJ58	8x59.2x0.8 cm ret. GJ14

PACKING & WEIGHT

Sizes (cm) Dimensão . Format Maße . Formato	Pieces Peças . Píeces Stück . Piezas	SQM M²	Weight Peso . Poids Gewicht . Peso	Box Caixa . Bolte Karton . Caja	SQM M²	Weight Peso . Poids Gewicht . Peso
59.2x59.2x0.8 ret.	4	1.400	26.60	36	50.400	920
29.5x59.2x0.8 ret.	7	1.220	22.63	40	48.800	920
9.5x9.5x0.8	60	0.560	10.54	84	47.040	900
Mosaic 28.9x28.9 (9.5)	99	0.930	17.30	30	27.900	534

* Minimum of 10 pieces . Quantidade mínima de 10 peças . Quantité minimum de 10 pièces . Mindestmenge: 10 Stücke . Cantidad mínima de 10 piezas



BIM



SEE IT IN YOUR ROOM!

X-Treme Grey 59.2x59.2 cm ret. K6002R

X-Treme

Elevated multi-purpose and durability.

Elevada polivalência e durabilidade.
 Polyvalence et durabilité.
 Hohe Vielseitigkeit und Langlebigkeit.
 Elevada polivalência e durabilidade.



2 FORMATS

Extruded Porcelain Tiles

→|← 0.8 cm
 60x60 / 23.6"x23.6"
 45x45 cm / 17.7"x17.7"

1 FINISH

Extruded Porcelain Tiles

Natural

SLIP RESISTANCE

Extruded Porcelain Tiles

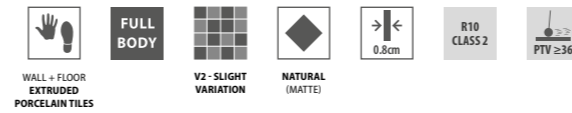
Natural
 R10
 Class 2 / PTV ≥36



X-Treme Ivory 59.2x59.2 cm ret. K6001R



X-Treme Carbon 59.2x59.2 cm ret. K6003R



IVORY
59.2x59.2 cm ret. K6001R | GF10




GREY
59.2x59.2 cm ret. K6002R | GF10




CARBON
59.2x59.2 cm ret. K6003R | GF10




IVORY
44.3x44.3 cm ret. K4016R | GF05




GREY
44.3x44.3 cm ret. K4017R | GF05



CARBON
44.3x44.3 cm ret. K4018R | GF05



MOSAIC X-TREME IVORY
(4.7X4.7 CM) (PIECE) K4002 | GJ31
29.5x29.5x0.8 cm



MOSAIC X-TREME GREY
(4.7X4.7 CM) (PIECE) K4003 | GJ31
29.5x29.5x0.8 cm



MOSAIC X-TREME CARBON
(4.7X4.7 CM) (PIECE) K4004 | GJ31
29.5x29.5x0.8 cm

SPECIAL PIECES

Stairstep	Step Extra Fluted*	Skirting
Degrau . Nez-de-Marche Stufe . Peldaño	Degrau Espesurado. Nez de Marche Forte Epaisseur Winkelstufe . Peldaño con Espesor	Skirting Rodapé . Plinthe Sockel . Rodapié
59.2x59.2x0.8 cm ret. GJ42	29.5x59.2x0.8 cm ret. GJ58	8x59.2x0.8 cm ret. GJ14
29.5x59.2x0.8 cm ret. GJ30		8x44.3x0.8 cm ret. GJ09
44.3x44.3x0.8 cm ret. GJ28		

PACKING AND WEIGHT

Sizes (cm)	Pieces	SQM	Weight	Box	SQM	Weight
Dimensão . Format Maße . Formato	Peças . Pièces Stück . Piezas	M ²	Peso . Poids Gewicht . Peso	Caixa . Boite Karton . Caja	M ²	Peso . Poids Gewicht . Peso
59.2x59.2x0.8 ret.	4	1.400	26.60	36	50.400	920
44.3x44.3x0.8 ret.	6	1.178	22.38	30	35.340	686

* Minimum of 10 pieces . Quantidade mínima de 10 peças . Quantité minimum de 10 pièces . Mindestmenge: 10 Stücke . Cantidad mínima de 10 piezas



Salt


Welcoming and relaxing spaces.

Ambientes acolhedores e relaxantes.
 Des ambiances chaleureuses et relaxants.
 Gemütliche und entspannende Umgebungen.
 Ambientes acogedores y relajantes.

BEIGE



OCRE



GREY



1 FORMAT

Extruded Porcelain Tiles

→|← 0.8 cm
 30x30 cm / 11.8"x11.8"

1 FINISH

Extruded Porcelain Tiles

Natural

SLIP RESISTANCE

Extruded Porcelain Tiles

Natural
 R10 / A+B
 Class 3

Salt Beige 29.7x29.7 cm K3081
 Step Extra Fluted Salt Beige 29.7x29.7 cm
 Grid Salt Beige 15x29.7 cm





SEE IT IN YOUR ROOM!






Salt Ocre 29,7x29,7 cm K3083
Step Extra Fluted Salt Ocre 29,7x29,7 cm



Salt Grey 29.7x29.7 cm K3082
Stairstep Salt Grey 29.7x29.7 cm



BEIGE
29.7x29.7 cm
K3081 | GE05



OCRE
29.7x29.7 cm
K3083 | GE05



GREY
29.7x29.7 cm
K3082 | GE05

AVAILABLE IN BEIGE, OCRE AND GREY COLOURS



STAIRSTEP
29.7x29.7 cm | GJ38



STEP EXTRA FLUTED
29.7x29.7 cm | GJ42



GRID
15x29.7 cm | GJ46



SKIRTING
8x29.7 cm | GJ06










EXTERNAL PROFILE
3x29.7 cm | GJ39



INTERNAL PROFILE
3x29.7 cm | GJ39

PACKING AND WEIGHT

 Sizes (cm) Dimensão - Format Maße - Formato	 Pieces Peças - Pièces Stück - Piezas	 SQM M ²	 Weight Peso - Poids Gewicht - Peso	 Box Caixa - Boite Karton - Caja	 SQM M ²	 Weight Peso - Poids Gewicht - Peso
29.7x29.7x0.8	13	1.170	20.90	50	58.500	1060



Klink

Rustic and timeless spaces.

Espaços rústicos e intemporais.
Des espaces rustiques et intemporels.
Rustikale und zeitlose Räume.
Espacios rústicos atemporales.

FLAMING OCRE



FLAMING RED



FLAMING GREY



1 FORMAT

Extruded Porcelain Tiles

→← 0.8 cm
30x30 cm / 11.8"x11.8"

1 FINISH

Extruded Porcelain Tiles

Natural

SLIP RESISTANCE

Extruded Porcelain Tiles

Natural
R10 / A+B
Class 3



SEE IT IN YOUR ROOM!

Klink Flaming Red 29.7x29.7 cm K3086
Step Extra Fluted Klink Flaming Red 29.7x29.7 cm



Klink Flaming Red 29.7x29.7 cm K3086



Klink Flaming Ocre 29.7x29.7 cm K3085
Grid Klink Flaming Ocre 15x29.7 cm



Klink Flaming Ocre 29.7x29.7 cm K3085
Grid Klink Flaming Ocre 15x29.7 cm




Klink Flaming Grey 29.7x29.7 cm K3084

- WALL + FLOOR
EXTRUDED
PORCELAIN TILES
- FULL
BODY
- V3 - MODERATE
VARIATION
- NATURAL
(MATTE)
- 0.8cm
- R10
A+B
CLASS 3



FLAMING OCRE
29.7x29.7 cm
K3085 | GE05



FLAMING RED
29.7x29.7 cm
K3086 | GE05



FLAMING GREY
29.7x29.7 cm
K3084 | GE05

AVAILABLE IN FLAMING OCRE, FLAMING RED AND FLAMING GREY COLOURS



STAIRSTEP
29.7x29.7 cm | GJ38



STEP EXTRA FLUTED
29.7x29.7 cm | GJ42



GRID
15x29.7 cm | GJ46



SKIRTING
8x29.7 cm | GJ06



EXTERNAL PROFILE
3x29.7 cm | GJ39



INTERNAL PROFILE
3x29.7 cm | GJ39

PACKING AND WEIGHT

Size (cm) Dimensão . Format Maße . Formato	Pieces Peças . Pièces Stück . Piezas	SQM M ²	Weight Peso . Poids Gewicht . Peso	Box Caixa . Boite Karton . Caja	SQM M ²	Weight Peso . Poids Gewicht . Peso
29.7x29.7x0.8	13	1.170	20.90	50	58.500	1060



Terra 1.4

The timeless beauty of terracotta.

A beleza intemporal da terracota.
 La beauté intemporelle de la terre cuite.
 Die zeitlose Schönheit von Terrakotta.
 La belleza atemporal de la terracota.

OCRA



COTTO



2 FORMATS

Extruded Porcelain Tiles

→|← 1.4 cm

20x30 cm / 7.9"x11.8"
 20x20 cm / 7.9"x7.9"

1 FINISH

Extruded Porcelain Tiles

Anti-Slip

SLIP RESISTANCE

Extruded Porcelain Tiles

Anti-Slip
 R11 / A+B
 Class 3 / PTV ≥36



SEE IT IN YOUR ROOM!

Terra 1.4 Cotto 20x20 cm K2008
 Terra 1.4 Cotto 20x30 cm K2302




Terra 1.4




- WALL + FLOOR
EXTRUDED
PORCELAIN TILES
- FULL
BODY
- V4 - STRONG
VARIATION
- ANTI-SLIP
(MATTE)
- 1.4cm
- R11
A+B
CLASS 3
- PTV ≥ 36



OCRA
20x20 cm K2007 | GE20



OCRA
20x30 cm K2301 | GE20



COTTO
20x20 cm K2008 | GE22



COTTO
20x30 cm K2302 | GE22

AVAILABLE IN OCRA AND COTTO COLOURS



STEP EXTRA FLUTED
20x20 cm | GJ54
20x30 cm | GJ56



**STEP TREAD WITH
ROUNDED BULLNOSE**
20x20 cm | GJ38
20x30 cm | GJ45



GRID
15x20 cm | GJ50
15x30 cm | GJ52



L SHAPE TRIM
20x20 cm | GJ55
20x30 cm | GJ57



SKIRTING
8x20 cm | GJ08
8x30 cm | GJ11

PACKING AND WEIGHT

Sizes (cm) Dimensão - Format Maße - Formato	Pieces Peças - Pièces Stück - Piezas	SQM M ²	Weight Peso - Poids Gewicht - Peso	Box Caixa - Boite Karton - Caja	SQM M ²	Weight Peso - Poids Gewicht - Peso
20x30x1.4	12	0.720	22.74	48	34.560	1107
20x20x1.4	19	0.760	24.00	42	31.920	1023



Terra 1.4 Ocra 20x20 cm K2007
Grid Terra 1.4 Ocra 15x20 cm

Terra 1.4 Cotto 20x30 cm K2302




Essence

Distinctive and discreet design.

Design distinto e discreto.
 Design distinctif et discret.
 Markantes Und Diskretes Design.
 Diseño distinguido y discreto.

BRANCO



CINZA CLARO



NEGRO



5 FORMATS

Extruded Porcelain Tiles

→|← 1 cm
 30x90 / 11.8"x35.4"
 60x60 / 23.6"x23.6"
 30x60 / 11.8"x23.6"
 Hexa 51x60 / 20.1"x23.6"
 Hexa 25x29 / 9.8"x11.4"

2 FINISHES

Extruded Porcelain Tiles

Natural
 Semi-Polished Shine

SLIP RESISTANCE

Extruded Porcelain Tiles

Natural (Branco)
 R10 / A+B
 Class 1

Natural
 R10 / A
 Class 1

Decor Form Essence Negro 29.5x88.8 cm ret. Natural 7332



Essence Cinza Claro 29.5x88.8 cm ret. Natural 7020

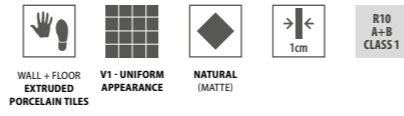


Hexa Form Essence Negro 25.1x29 cm ret. Semi-Polished HEX1004



Decor Form Essence Negro 59.2x59.2 cm ret. Natural 7332

Essence



BRANCO
29.5x88.8 cm ret. 700918010R | GF21



DECOR FORM BRANCO 730918010R | GF23



BRANCO
29.5x59.2 cm ret. 700912910R | GF16



DECOR FORM BRANCO 730912910R | GF18



MOSAIC HEXA ESSENCE
BRANCO (PIECE)
27.2x27.2x1 cm KM7009 | GJ52



MOSAIC HEXA FORM ESSENCE
BRANCO (PIECE)
27.2x27.2x1 cm KM7309 | GJ53



Essence Branco 29.5x59.2 cm ret. 7009



Essence Branco 29.5x88.8 cm ret. 7009

Essence



CINZA CLARO
29.5x88.8 cm ret. ◆ **702018010R** | GF21



DECOR FORM CINZA CLARO m² ◆
29.5x88.8 cm ret. **732018010R** | GF23



CINZA CLARO ◆
29.5x59.2 cm ret. **702012910R** | GF16




DECOR FORM CINZA CLARO m² ◆
29.5x59.2 cm ret. **732012910R** | GF18




CINZA CLARO ◆
59.2x59.2 cm ret. **70200610R** | GF20




DECOR FORM CINZA CLARO m² ◆ ⊕
59.2x59.2 cm ret. **73200610R** | GF22 **72200610SP** | GF24




MOSAIC HEXA ESSENCE
CINZA CLARO (PIECE) ◆
27.2x27.2x1 cm **KM7020** | GJ52



HEXA FORM CINZA CLARO m² ⊕
51.2x59.2 cm ret. **HEX1001** | GF46



HEXA FORM CINZA CLARO m² ⊕
25.1x29 cm ret. **HEX1003** | GF46



MOSAIC HEXA FORM ESSENCE
CINZA CLARO (PIECE) ◆
27.2x27.2x1 cm **KM7320** | GJ53




Decor Form Essence Cinza Claro 59.2x59.2 cm ret. Natural 7320



Hexa Form Essence Negro 25.1x29 cm ret. Semi-Polished HEX1004




NEGRO
29.5x88.8 cm ret. **703218010R** | GF21




DECOR FORM NEGRO m²
29.5x88.8 cm ret. **733218010R** | GF23




NEGRO
29.5x59.2 cm ret. **703212910R** | GF16




DECOR FORM NEGRO m²
29.5x59.2 cm ret. **733212910R** | GF18




NEGRO
59.2x59.2 cm ret. **70320610R** | GF20




DECOR FORM NEGRO m²
59.2x59.2 cm ret. **73320610R** | GF22 **73320610SP** | GF24




MOSAIC HEXA ESSENCE
NEGRO (PIECE)
27.2x27.2x1 cm **KM7032** | GJ52



HEXA FORM NEGRO m²
51.2x59.2 cm ret. **HEX1002** | GF46



HEXA FORM NEGRO m²
25.1x29 cm ret. **HEX1004** | GF46



MOSAIC HEXA FORM ESSENCE
NEGRO (PIECE)
27.2x27.2x1 cm **KM7332** | GJ53

PACKING AND WEIGHT

Icon	Sizes (cm) Dimensão . Format Maße . Formato	Pieces Peças . Pièces Stück . Piezas	SQM M ²	Weight Peso . Poids Gewicht . Peso	Box Caixa . Bolte Karton . Caja	SQM M ²	Weight Peso . Poids Gewicht . Peso
	29.5x88.8x1 ret.	3	0.780	18.75	28	21.840	540
	59.2x59.2x1 ret.	3	1.050	24.00	36	37.800	882
	29.5x59.2x1 ret.	6	1.050	22.50	40	42.000	918
	HEX 51.2x59.2x1 ret.	3	0.678	15.50	-	-	-
	HEX 25.1x29x1 ret.	10	0.546	12.48	-	-	-



Raw Grey 14.8x22.5 cm K1503

Raw

Materials genuineness.

A genuinidade matérica.
l'Authenticité de la matière.
Die natürlichen Materialien.
La auténtica matérica.


WHITE



GREY



BLUE



CARBON



1 FORMAT

Extruded Porcelain Tiles

→|← 0.8 cm
15x23 / 5.9"x9.1"

1 FINISH

Extruded Porcelain Tiles

Natural




Raw White 14.8x22.5 cm K1501




WHITE
14.8x22.5 cm



GREY
14.8x22.5 cm



BLUE
14.8x22.5 cm



CARBON
14.8x22.5 cm

From a manual inspiration, the irregular edges and rippled surface are an own characteristic of this collection, contributing to a genuine and unique character of each piece.

De inspiração manual, as arestas irregulares e a superfície ondulada são características próprias desta coleção, contribuindo assim para o carácter genuíno e único de cada peça.

Les bords irréguliers ainsi que la surface ondulée sont des caractéristiques propres à cette série. Cet aspect confère au produit un aspect "fait main", apportant un caractère authentique et unique à chaque pièce.


Von manueller Inspiration, sind die unebenen Kanten und die gewellte Oberfläche typisch für diese Kollektion und tragen so zum echten und einzigartigen Charakter von jeder Fliese.

PACKING AND WEIGHT

Size (cm) Dimensão . Format Maße . Formato	Pieces Peças . Pièces Stück . Piezas	SQM M ²	Weight Peso . Poids Gewicht . Peso	Box Caixa . Boîte Karton . Caja	SQM M ²	Weight Peso . Poids Gewicht . Peso
14.8x22.5x0.8	31	1.03	19.21	56	57.68	1090



Raw Blue 14.8x22.5 cm K1504



Raw Carbon 14.8x22.5 cm K1505



BIM

Citizen Grey 29.5x88.8 cm ret. K9008R
Mosaic Citizen Grey 29.5x29.5 cm KM9008

Citizen

Urban spirit for modern and cosmopolitan spaces.

Espírito urbano para espaços modernos e cosmopolitas.
Esprit urbain pour des espaces modernes et cosmopolites.
Urbaner Geist für moderne und weltoffene Räume.
Espíritu urbano para espacios modernos y cosmopolitas.



2 FORMATS

Extruded Porcelain Tiles

→|← 0.6 cm

30x90 / 11.8"x35.4"
30x60 / 11.8"x23.6"

1 FINISH

Extruded Porcelain Tiles

Natural



Citizen Grey 29.5x88.8 cm ret. K9008R
Mosaic Citizen Grey 29.5x29.5 cm KM9008
Mosaic Citizen Carbon 29.5x29.5 cm KM9009



Citizen Carbon 29.5x88.8 cm ret. K9009R



Citizen Ivory 29.5x88.8 cm ret. K9007R




IVORY
29.5x88.8 cm ret.

◆
K9007R | GF11




GREY
29.5x88.8 cm ret.

◆
K9008R | GF11




IVORY
29.5x59.2 cm ret.

◆
K5007R | GF08



GREY
29.5x59.2 cm ret.


◆
K5008R | GF08



MOSAIC CITIZEN IVORY
(4.5X5 cm) (PIECE)
29.5x29.5x0.6 cm KM9007 | GJ34




MOSAIC CITIZEN GREY
(4.5X5 cm) (PIECE)
29.5x29.5x0.6 cm KM9008 | GJ34




CARBON
29.5x88.8 cm ret.

◆
K9009R | GF11



CARBON
29.5x59.2 cm ret.

◆
K5009R | GF08



MOSAIC CITIZEN CARBON
(4.5X5 cm) (PIECE)
29.5x29.5x0.6 cm KM9009 | GJ34

PACKING AND WEIGHT

Sizes (cm) Dimensão . Format Maße . Formato	Pieces Peças . Pièces Stück . Piezas	SQM M²	Weight Peso . Poids Gewicht . Peso	Box Caixa . Boîte Karton . Caja	SQM M²	Weight Peso . Poids Gewicht . Peso
29.5x88.8x0.6 ret.	6	1.570	21.53	24	37.680	532
29.5x59.2x0.6 ret.	9	1.570	21.52	40	62.800	876



Sandstone

The serenity of sandstone as inspiration for elegant spaces.

A serenidade dos arenitos como inspiração para espaços elegantes.
La sérénité des grès comme source d'inspiration pour des espaces élégants.
Die Gelassenheit der Sandsteine als Inspiration für elegante Räume.
La serenidad de las areniscas como inspiración para espacios elegantes.

IVORY



GREY



CARBON



2 FORMATS

Extruded Porcelain Tiles

→|← 0.6 cm

30x90 / 11.8"x35.4"
30x60 / 11.8"x23.6"

1 FINISH

Extruded Porcelain Tiles

Natural

Sandstone Ivory 29.5x88.8 cm ret. K9001R
Mosaic Sandstone Ivory 29.5x29.5 cm KM9001



Sandstone Carbon 29.5x88.8 cm ret. K9003R



Wall:
Sandstone Grey 29.5x59.2 cm ret. K5002R
Mosaic Sandstone Grey 29.5x29.5 cm KM9002

Floor:
Bosco Castagno 22.05x88.8 cm ret. Natural P9082C2
Bosco Castagno 14.5x88.8 cm ret. Natural P9082C3



IVORY
 29.5x88.8 cm ret.

K9001R | GF11



GREY
 29.5x88.8 cm ret.

K9002R | GF11




IVORY
 29.5x59.2 cm ret.

K5001R | GF08




GREY
 29.5x59.2 cm ret.


K5002R | GF08



MOSAIC SANDSTONE IVORY
(4.5X5 cm) (PIECE)
 29.5x29.5x0.6 cm KM9001 | GJ34



MOSAIC SANDSTONE GREY
(4.5X5 cm) (PIECE)
 29.5x29.5x0.6 cm KM9002 | GJ34




CARBON
 29.5x88.8 cm ret.

K9003R | GF11



CARBON
 29.5x59.2 cm ret.

K5003R | GF08



MOSAIC SANDSTONE CARBON
(4.5X5 cm) (PIECE)
 29.5x29.5x0.6 cm KM9003 | GJ34

PACKING AND WEIGHT

Sizes (cm) Dimensão . Format Maße . Formato	Pieces Peças . Pièces Stück . Piezas	SQM M ²	Weight Peso . Poids Gewicht . Peso	Box Caixa . Boîte Karton . Caja	SQM M ²	Weight Peso . Poids Gewicht . Peso
29.5x88.8x0.6 ret.	6	1.570	21.53	24	37.680	532
29.5x59.2x0.6 ret.	9	1.570	21.52	40	62.800	876



Keratec PRO
Extruded Porcelain Tiles

WHY CHOOSE KERATEC PRO?



The Keratec Pro products are produced in unglazed full body porcelain, obtained from an extrusion process giving the product unique and high quality physicochemical characteristics. Its surface and body ensures a high longevity to the products.

Die Keratec Pro Produkten werden in unglasiertes durchgefärbtes Feinsteinzeug produziert und aus einen Strangpressenproduktionsverfahren erhalten. Diese gewährt der Fliesen einzigartige und qualitativ hochwertige physikalisch-chemische Eigenschaften. Die homogenen Oberfläche und Scherben gewährleisten eine hohe Langlebigkeit der Produkten.

Os produtos Keratec Pro são produzidos em porcelanato não esmaltado toda a massa, obtidos a partir de um processo de extrusão que confere características físico-químicas únicas e de distinta qualidade. A superfície e corpo homogêneo asseguram uma elevada longevidade aos produtos.

Los productos Keratec Pro se producen en porcelánico no esmaltado toda la masa, obtenidos de un proceso de extrusión que proporciona características físico-químicas únicas y de distinta calidad. La superficie y cuerpo homogéneo aseguran una alta longevidad a los productos.

Les produits Keratec Pro sont fabriqués en grès cérame étiré pleine masse non émaillée, obtenu à partir d'un procédé d'extrusion qui confère des caractéristiques physico-chimique uniques et d'haute qualité. La surface et corps homogène assure une longévité élevée des produits.



High Resistance to Abrasion and Break

High resistance to abrasion, scratching and bending, being suitable for all sorts of areas, including the most demanding, such as outdoor, industrial and high traffic.

Alta Resistência à Abrasão e Rutura

Elevada resistência à abrasão, ao risco e à flexão, sendo adequados para todo o tipo de áreas, inclusivamente as mais exigentes, como exteriores, industriais e de elevado tráfego.

Haute Résistance à l'abrasion et à la Rupture

Haute résistance à l'abrasion, aux rayures et à la flexion, étant adapté à toutes les types d'espaces, y compris les plus exigeants, comme zones extérieures, industrielles et trafic élevé.

Hohe Beständigkeit gegen Abrieb und Bruch

Hohe Abriebfestigkeit und Widerstandskraft gegen Kratzer und Bruch mit der sie sich von üblichen, gepressten Materialien abheben. Besonders geeignet auch für Nutzungsbereiche mit hohen Qualitätsanforderungen, wie Objekte mit hohem Publikumsverkehr, in der Industrie oder in Außenflächen usw.

Alta Resistencia a la Abrasión y Rotura

Alta resistencia a la abrasión, al riesgo y flexión, siendo adecuado para todo tipo de áreas, incluyendo las más exigentes, como exteriores, industriales y de tráfico alto.

High Chemical Resistance

Minimal water absorption ($\leq 0,1\%$) and use of suitable raw materials, give the product a high resistance to chemicals, acids and bases in high concentrations.

Alta Resistência Química

Ínfima absorção de água ($\leq 0,1\%$) e utilização de matérias-primas adequadas conferem ao produto uma elevada resistência aos agentes químicos, aos ácidos e bases em elevada concentração.

Résistance Chimique Élevée

Absorption infime de l'eau ($\leq 0,1\%$) et l'utilisation de matières premières appropriées donne au produit une haute résistance aux produits chimiques, les acides et les bases en forte concentration.

Hohe chemische Beständigkeit

Ihre minimale Wasseraufnahme ($< 0,1\%$) und vor allem ihre durch den besonderen Produktionsprozess und die dazu verwendeten Rohstoffe erreichte, extrem geringe Microporosigkeit geben dem Produkt eine hohe Beständigkeit gegen Chemikalien, Säuren und Laugen auch in hohen Konzentrationen und machen es zur Verwendung in Laborräumen, Werkstätten, Krankenhäusern u.ä. zur ersten Wahl.

Alta Resistencia Química

Absorción de agua insignificante ($\leq 0,1\%$) y utilización de materias primas adecuadas confieren al producto una alta resistencia a agentes químicos, ácidos y bases en alta concentración.

High Resistance to Stains and Acids

The products have a high level of removal or attenuation of stains, which optimizes the maintenance and cleaning of the floor.

Alta Resistência às Manchas e aos Ácidos

Os produtos possuem um elevado grau de remoção ou atenuação de manchas, que otimiza a manutenção e limpeza do pavimento.

Haute Résistance aux Taches et aux Acides

Les produits ont un degré élevé d'élimination ou l'atténuation des taches, qui optimisent l'entretien et le nettoyage du carreau.

Hohe Beständigkeit gegen Flecken und Säuren

Die spezifischen Eigenschaften der Produkte, insbesondere ihre gegenüber gepresstem Feinsteinzeug hervorragende Scherben-Dichte tragen in hohem Maß zur Vermeidung und einfacher Entfernung von Flecken und Verschmutzungen jeder Art bei, was die Reinigung und Wartung von Bodenflächen optimiert.

Alta Resistencia a las Manchas y Ácidos

Los productos tienen un alto grado de eliminación o atenuación de manchas, que optimizan el mantenimiento y limpieza del piso.

High Resistance to Thermal Shock and Frost Proof

High resistance to temperature variations and to frost, which are key features in the choosing of this product by its prescribers.

Alta Resistência ao Choque Térmico e ao Gelo

Elevada resistência às amplitudes térmicas e de resistência ao gelo, são características determinantes na opção dos prescritores por este produto.

Haute Résistance aux Chocs Thermiques et à la Glace

Haute résistance aux variations de température et de résistance au gel, ce sont des caractéristiques clés dans le choix des prescripteurs pour ce produit.

Hohe Beständigkeit gegen Temperaturschock und Frost

Hohe Beständigkeit gegen Temperaturschwankungen und Frost sind oft Hauptmerkmale bei der Entscheidung für Keratec-Produkte bei Objekt-Ausschreibungen.

Alta Resistencia al Choque Térmico y al Hielo


Alta resistencia a las amplitudes térmicas y resistencia al hielo, son características determinantes en la opción de los proscriptores de este producto.

Technical

High wear resistance and easiness of maintenance.

Elevada resistência ao desgaste e facilidade de manutenção.
 Élevée résistance à l'usure et facilité d'entretien.
 Hohe Verschleißfestigkeit und Wartungsfreundlichkeit.
 Alta resistencia al desgaste y facilidad de mantenimiento.


PÉROLA




BEGE




TERRACOTA



CINZA CLARO



CINZA ESCURO



PRETO



VERDE SAGE



AZUL NÓRDICO



NEGRO



6 FORMATS

Extruded Porcelain Tiles

→ 0.8 cm
 60x60 / 23.6"x23.6"
 30x60 / 11.8"x23.6"
 45x45 cm / 17.7"x17.7"
 30x30 cm / 11.8"x11.8"
 10x10 cm / 3.9"x3.9"
 Mos. 10x10 cm / 3.9"x3.9"

→ 0.7 cm
 20x20 cm / 7.9"x7.9"

→ 0.6 cm
 30x30 cm / 11.8"x11.8"

5 FINISHES

Extruded Porcelain Tiles

Natural
 CI
 Anti-Slip
 Textured CI
 Drainage Textured

SLIP RESISTANCE

Extruded Porcelain Tiles

Natural
 R9 | - / A*
 Class 3 | - / PTV ≥36*

CI
 R10 | A / A+B*
 Class 2 | PTV ≥36

Anti-Slip
 R11 | A+B / A+B+C*
 Class 3 | PTV ≥36

Textured CI
 R12 | A+B
 Class 3 | PTV ≥36

Drainage Textured
 R12-V6 | A+B+C
 Class 3 | PTV ≥36

* Starting from Lot A onwards.



DUE Corporativo, Guatemala



Hospital Universitario "Marqués de Valdecilla", Spain

Due to its unique high wear resistance features combined with a strong resistance to stains and facility of maintenance, this range ensures a high longevity, being the ideal solution for residential use or even for high traffic areas, such as (among others):

- Public spaces;
- Commercial spaces;
- Airports and transport stations;
- Schools;
- Pedestrian routes;
- Hospitals and Pharmacies.

Pelas suas características únicas de elevada resistência ao desgaste aliadas a uma forte resistência a manchas e facilidade de manutenção, esta gama assegura uma elevada longevidade, sendo a solução ideal para uso residencial ou até mesmo de tráfego intenso como, a título de exemplo, (entre outros):

- Espaços públicos;
- Espaços comerciais;
- Aeroportos e estações de transportes;
- Escolas;
- Vias pedonais;
- Hospitais e Farmácias.

En raison de ses caractéristiques uniques de haute résistance à l'usure combinées à une forte résistance aux taches et à la facilité d'entretien, cette gamme assure une longévité élevée, étant la solution idéale pour une utilisation résidentielle ou même un trafic lourd, par exemple, (entre autres):

- Espaces publics;
- Espaces commerciaux;
- Aéroports et gares de transport;
- Écoles;
- Voies pédestres;
- Hôpitaux et Pharmacies.

Aufgrund seiner einzigartigen Eigenschaften der hohen Verschleißfestigkeit, sowie einen starken Widerstand gegen Flecken und leichten Wartung, steht dieses Sortiment für eine hohe Langlebigkeit, und ist die ideale Lösung für Wohnverbrauch oder sogar für stark frequentierte Bereiche, wie zum Beispiel (unter anderem):

- öffentliche Bereiche;
- Verkaufsflächen;
- Flughäfen und Transport-Stationen;
- Schulen;
- Wanderwege;
- Krankenhäuser und Apotheken.

Por sus características únicas de alta resistencia al desgaste, aliados a una fuerte resistencia a las manchas y facilidad de mantenimiento, esta gama garantiza una longevidad alta, siendo la solución ideal para uso residencial, o incluso de alto tráfico como, por ejemplo, (entre otros):

- Espacios públicos;
- Comercios;
- Aeroportos y estaciones de transporte;
- Escuelas;
- Senderos;
- Hospitales y farmacias.



Dirección General Policía Nacional, Colombia



Cinza Escuro 59.2x59.2 cm ret. Natural 1025



Wall:
Verde Sage 9.5x9.5 cm Natural K3039C9
Concrete Blend 44.3x88.8 cm ret. Natural CT56R

Floor:
Verde Sage 9.5x9.5 cm Cl K3039C9
Concrete Blend 44.3x88.8 cm ret. Natural CT56R



PÉROLA Natural CI Anti-Slip
59.2x59.2 cm ret. 1014 | GF09 1014CI | GF10 1014AS | GF10



CINZA CLARO Natural CI Anti-Slip
59.2x59.2 cm ret. 1020 | GF09 1020CI | GF10 1020AS | GF10




CINZA ESCURO Natural CI Anti-Slip
59.2x59.2 cm ret. 1025 | GF09 1025CI | GF10 1025AS | GF10



PRETO Natural CI Anti-Slip
59.2x59.2 cm ret. 1030 | GF11 1030CI | GF12 1030AS | GF12




NEGRO Natural CI Anti-Slip
59.2x59.2 cm ret. 1032 | GF15 1032CI | GF16 1032AS | GF16



PÉROLA Natural CI Anti-Slip
29.5x59.2 cm ret. 1014 | GF01 1014CI | GF03 1014AS | GF03



CINZA CLARO Natural CI Anti-Slip
29.5x59.2 cm ret. 1020 | GF01 1020CI | GF03 1020AS | GF03



CINZA ESCURO Natural CI Anti-Slip
29.5x59.2 cm ret. 1025 | GF01 1025CI | GF03 1025AS | GF03



PRETO Natural CI Anti-Slip
29.5x59.2 cm ret. 1030 | GF03 1030CI | GF05 1030AS | GF05




NEGRO Natural CI Anti-Slip
29.5x59.2 cm ret. 1032 | GF05 1032CI | GF07 1032AS | GF07



PÉROLA Natural CI Anti-Slip
44.3x44.3 cm ret. K4001R | GF04 K4006R | GF06 K4011R | GF06




CINZA CLARO Natural CI Anti-Slip
44.3x44.3 cm ret. K4002R | GF04 K4007R | GF06 K4012R | GF06



CINZA ESCURO Natural CI Anti-Slip
44.3x44.3 cm ret. K4003R | GF04 K4008R | GF06 K4013R | GF06



PRETO Natural CI Anti-Slip
44.3x44.3 cm ret. K4004R | GF06 K4009R | GF07 K4014R | GF07



NEGRO Natural CI Anti-Slip
44.3x44.3 cm ret. K4005R | GF07 K4010R | GF08 K4015R | GF08

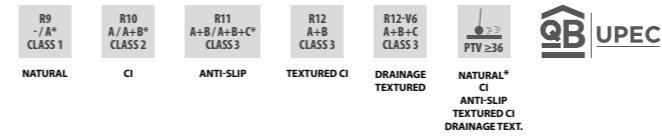
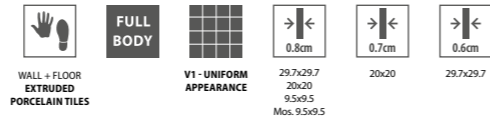


PACKING AND WEIGHT

Size (cm) Dimensão, Format Maße, Formato	Pieces Peças, Pièces Stück, Piezas	SQM M ²	Weight Peso, Poids Gewicht, Peso	Box Caixa, Boîte Karton, Caja	SQM M ²	Weight Peso, Poids Gewicht, Peso
59.2x59.2x0.8 ret.	4	1.400	26.60	36	50.400	920
44.3x44.3x0.8 ret.	6	1.178	22.38	30	35.340	686
29.5x59.2x0.8 ret.	7	1.220	22.63	40	48.800	920

* Starting from Lot A onwards.
A partir do lote A em diante. À partir du lot A en avant. Beginnend ab Los A. A partir del lote A en adelante.

Technical



Technical



PÉROLA Natural CI Anti-Slip
 29.7x29.7x0.8 cm K3031 | GE05 K3001 | GE06 K3051 | GE06
 29.7x29.7x0.6 cm K3075 | GE01 K3077 | GE03
 20x20x0.7 cm K2011 | GE03 K2001 | GE05 K2021 | GE05



CINZA CLARO Natural CI Anti-Slip
 29.7x29.7x0.8 cm K3032 | GE05 K3002 | GE06 K3052 | GE06
 29.7x29.7x0.6 cm K3076 | GE01 K3078 | GE03
 20x20x0.7 cm K2012 | GE03 K2002 | GE05 K2022 | GE05



CINZA ESCURO Natural CI Anti-Slip
 29.7x29.7x0.8 cm K3033 | GE05 K3043 | GE06 K3053 | GE06
 20x20x0.7 cm K2013 | GE03 K2016 | GE05 K2023 | GE05




PRETO Natural CI Anti-Slip
 29.7x29.7x0.8 cm K3034 | GE08 K3003 | GE09 K3054 | GE09
 20x20x0.7 cm K2014 | GE05 K2003 | GE07 K2024 | GE07




NEGRO Natural CI Anti-Slip
 29.7x29.7x0.8 cm K3035 | GE09 K3045 | GE10 K3055 | GE10
 20x20x0.7 cm K2015 | GE07 K2017 | GE09 K2025 | GE09




BEGE Natural CI Anti-Slip
 29.7x29.7x0.8 cm K3036 | GE08 K3046 | GE09 K3056 | GE09




MOSAIC KERATEC PÉROLA (9.5X9.5 cm)
 m² Natural CI Anti-Slip
 28.9x28.9x0.8 cm K3031M9 | GF28 K3001M9 | GF29 K3051M9 | GF29



MOSAIC KERATEC CINZA CLARO (9.5X9.5 cm)
 m² Natural CI Anti-Slip
 28.9x28.9x0.8 cm K3032M9 | GF28 K3002M9 | GF29 K3052M9 | GF29




MOSAIC KERATEC CINZA ESCURO (9.5X9.5 cm)
 m² Natural CI Anti-Slip
 28.9x28.9x0.8 cm K3033M9 | GF28 K3043M9 | GF29 K3053M9 | GF29



MOSAIC KERATEC PRETO (9.5X9.5 cm)
 m² Natural CI Anti-Slip
 28.9x28.9x0.8 cm K3034M9 | GF29 K3003M9 | GF30 K3054M9 | GF30



MOSAIC KERATEC NEGRO (9.5X9.5 cm)
 m² Natural CI Anti-Slip
 28.9x28.9x0.8 cm K3035M9 | GF31 K3045M9 | GF32 K3055M9 | GF32



MOSAIC KERATEC BEGE (9.5X9.5 cm)
 m² Natural CI Anti-Slip
 28.9x28.9x0.8 cm K3036M9 | GF29 K3046M9 | GF30 K3056M9 | GF30



PÉROLA Natural CI Anti-Slip
 9.5x9.5x0.8 cm K3031C9 | GF19 K3001C9 | GF20 K3051C9 | GF20



CINZA CLARO Natural CI Anti-Slip
 9.5x9.5x0.8 cm K3032C9 | GF19 K3002C9 | GF20 K3052C9 | GF20



CINZA ESCURO Natural CI Anti-Slip
 9.5x9.5x0.8 cm K3033C9 | GF19 K3043C9 | GF20 K3053C9 | GF20




PRETO Natural CI Anti-Slip
 9.5x9.5x0.8 cm K3034C9 | GF20 K3003C9 | GF21 K3054C9 | GF21




NEGRO Natural CI Anti-Slip
 9.5x9.5x0.8 cm K3035C9 | GF21 K3045C9 | GF22 K3055C9 | GF22




BEGE Natural CI Anti-Slip
 9.5x9.5x0.8 cm K3036C9 | GF20 K3046C9 | GF21 K3056C9 | GF21



PÉROLA Drainage Textured
 29.7x29.7x0.8 cm K3004 | GE10
 20x20x0.8 cm K2004 | GE15



CINZA CLARO Drainage Textured
 29.7x29.7x0.8 cm K3005 | GE10
 20x20x0.8 cm K2005 | GE15




MOSAIC KERATEC (4.7X4.7 cm)
 (PIECE) Natural
 29.5x29.5x0.8 cm - | GJ31



AZUL NÓRDICO Natural CI Anti-Slip
 29.7x29.7x0.8 cm K3038 | GE11 K3048 | GE12 K3058 | GE12



VERDE SAGE Natural CI Anti-Slip
 29.7x29.7x0.8 cm K3039 | GE18 K3049 | GE19 K3059 | GE19




TERRACOTA Natural CI Anti-Slip
 29.7x29.7x0.8 cm K3037 | GE10 K3047 | GE11 K3057 | GE11



PÉROLA Textured CI
 29.7x29.7x0.8 cm K3041 | GE06




CINZA CLARO Textured CI
 29.7x29.7x0.8 cm K3042 | GE06



MOSAIC KERATEC AZUL NÓRDICO (9.5X9.5 cm)
 m² Natural CI Anti-Slip
 28.9x28.9x0.8 cm K3038M9 | GF32 K3048M9 | GF33 K3058M9 | GF33



MOSAIC KERATEC VERDE SAGE (9.5X9.5 cm)
 m² Natural CI Anti-Slip
 28.9x28.9x0.8 cm K3039M9 | GF35 K3049M9 | GF36 K3059M9 | GF36




MOSAIC KERATEC TERRACOTA (9.5X9.5 cm)
 m² Natural CI Anti-Slip
 28.9x28.9x0.8 cm K3037M9 | GF31 K3047M9 | GF32 K3057M9 | GF32



AZUL NÓRDICO Natural CI Anti-Slip
 9.5x9.5x0.8 cm K3038C9 | GF22 K3048C9 | GF23 K3058C9 | GF23



VERDE SAGE Natural CI Anti-Slip
 9.5x9.5x0.8 cm K3039C9 | GF24 K3049C9 | GF25 K3059C9 | GF25



TERRACOTA Natural CI Anti-Slip
 9.5x9.5x0.8 cm K3037C9 | GF21 K3047C9 | GF22 K3057C9 | GF22

- Available in all colours under certain conditions. Disponível em todas as cores sob condições. Disponible dans toutes les couleurs sous certaines conditions. Unter bestimmten Bedingungen in allen Farben erhältlich. Disponible en todos los colores bajo ciertas condiciones.

PACKING AND WEIGHT						
Sizes (cm) Dimensão . Format Maße . Formato	Pieces Peças . Pièces Stück . Piezas	SQM M ²	Weight Peso . Poids Gewicht . Peso	Box Caixa . Bolte Karton . Caja	SQM M ²	Weight Peso . Poids Gewicht . Peso
29.7x29.7x0.8	13	1.170	20.90	50	58.500	1060
29.7x29.7x0.6	17	1.530	20.90	50	76.500	1060
29.7x29.7x0.8 (D. Textured)	12	1.080	19.71	50	54.000	1000
20x20x0.8 (D. Textured)	33	1.320	23.88	42	55.440	1018

PACKING AND WEIGHT						
Sizes (cm) Dimensão . Format Maße . Formato	Pieces Peças . Pièces Stück . Piezas	SQM M ²	Weight Peso . Poids Gewicht . Peso	Box Caixa . Bolte Karton . Caja	SQM M ²	Weight Peso . Poids Gewicht . Peso
20x20x0.7	39	1.560	24.06	42	65.520	1025
9.5x9.5x0.8	64	0.600	10.62	84	50.400	907
Mosaic 28.9x28.9x0.8	99	0.930	16.74	30	27.900	509

* Starting from Lot A onwards.
 A partir do lote A em diante. À partir du lot A en avant. Beginnend ab Los A. A partir del lote A en adelante.



BIM

Pérola 29.7x29.7 cm Natural K3061



Industrial

Maximum robustness and mechanical resistance for heavy load traffic.

Máxima robustez e resistência mecânica para tráfego de cargas pesadas.
 Robustesse maximale et résistance mécanique pour le trafic lourd.
 Maximale Robustheit und mechanische Beständigkeit für den Schwerverkehr.
 Máxima robustez y resistencia mecánica para el tráfico pesado.

PÉROLA

CINZA CLARO



2 FORMATS

Extruded Porcelain Tiles

→ 1.4 cm
 30x30 cm / 11.8"x11.8"
 20x20 cm / 7.9"x7.9"

→ 1.2 cm
 30x30 cm / 11.8"x11.8"
 20x20 cm / 7.9"x7.9"

5 FINISHES

Extruded Porcelain Tiles

Natural
 CI
 Anti-Slip
 Textured CI
 Drainage Textured

SLIP RESISTANCE

Extruded Porcelain Tiles

Natural
 R9 | - / A*
 Class 3 | - / PTV ≥36*

CI
 R10 | A / A+B*
 Class 2 | PTV ≥36

Anti-Slip
 R11 | A+B / A+B+C*
 Class 3 | PTV ≥36

Textured CI
 R12 | A+B
 Class 3 | PTV ≥36

Drainage Textured
 R12-V6 | A+B+C
 Class 3 | PTV ≥36

* Starting from Lot A onwards.



Lactogal - Food Products Factory, Portugal

Solution of maximum robustness and mechanical resistance that offers high resistance to stains and chemical agents, especially suitable for the most demanding spaces in terms of support of heavy loads and of resistance to use in general (for example, parking lots, supermarkets, transport interfaces, industry, laboratories, etc.).

It has three base formats, with a thickness of 1.2cm and 1.4cm, and offers various types of finishes that meet the specific needs depending on the type of use and foreseen level of security (natural, textured, and textured radial drainage).

Lösung für maximale Robustheit und mechanische Beständigkeit bietet hohe Beständigkeit gegen Fleckenbildung und Chemikalien, besonders geeignet für die anspruchsvollsten Räume in Bezug auf Unterstützung von Schwerlasten und Verwendung im Allgemeinen (z.B. Parkhäuser, Supermärkte, Transport, Industrie, Laboratorien usw.).

Es gibt drei Basis-Formate, mit einer Stärke von 1.2cm und 1.4cm, die in verschiedene Arten und Oberflächen angeboten werden, um Ihre spezifischen Bedürfnisse je nach Einsatzart und vorgesehenen Sicherheitsmaß (natural, texturiert, entwässerung radial texturiert) zu erfüllen.

Solução de máxima robustez e resistência mecânica que oferece elevada resistência a manchas e agentes químicos, especialmente adequada para espaços mais exigentes em termos de suporte a cargas pesadas e resistência ao uso em geral (ex: parques de estacionamento, hipermercados, transportes, indústria, laboratórios, etc.).

Dispõe de três formatos base, com espessura de 1.2cm e 1.4cm, e oferece diversos tipos de acabamento que permitem responder a necessidades específicas consoante o tipo de utilização e nível de segurança perspectivado (natural, texturado, drenante radial texturado).

Solución de máxima solidez y resistencia mecánica que ofrece alta resistencia a manchas y productos químicos, especialmente convenientes para los espacios más exigentes en términos de soporte a cargas pesadas y resistencia al uso en general (por ejemplo, aparcamientos, supermercados, transporte, industria, laboratorios, etc.).

Dispone de tres formatos base, con espesor de 1.2cm y 1.4cm, y ofrece varios tipos de acabado que permiten responder a necesidades específicas dependiendo del tipo de uso y nivel de seguridad ofrecido (natural, con textura, drenaje de textura radial).

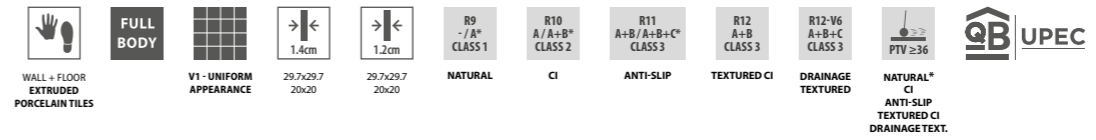
Solution de force maximale et résistance mécanique qui offre une haute résistance aux taches et aux agents chimiques, particulièrement adapté pour les zones les plus exigeantes en termes de support de lourdes charges et à l'usage, en général (par exemple, parkings, supermarchés, transports, industrie, laboratoires, etc.).

Dispose de trois formats de base, avec une épaisseur de 1.2cm et 1.4cm, et propose différents types de finition qui répondent à des besoins spécifiques en fonction du type d'utilisation et le niveau de sécurité prévu (naturel, texturé, drainant radial texturé).



Maldita Factory, Portugal





PÉROLA Natural
29.7x29.7x1.4 cm K3071 | GE21
20x20x1.4 cm K2036 | GE21



PÉROLA CI
29.7x29.7x1.4 cm K3073 | GE22
20x20x1.4 cm K2038 | GE22



PÉROLA Natural
29.7x29.7x1.2 cm K3061 | GE15
20x20x1.2 cm K2026 | GE15




PÉROLA CI
29.7x29.7x1.2 cm K3063 | GE17
20x20x1.2 cm K2028 | GE17



PÉROLA Anti-Slip
29.7x29.7x1.2 cm K3065 | GE17
20x20x1.2 cm K2030 | GE17



PÉROLA Textured CI
29.7x29.7x1.2 cm K3067 | GE17
20x20x1.2 cm K2032 | GE17



PÉROLA Drainage Textured
29.7x29.7x1.2 cm K3069 | GE22
20x20x1.2 cm K2034 | GE22



CINZA CLARO Natural
29.7x29.7x1.4 cm K3072 | GE21
20x20x1.4 cm K2037 | GE21



CINZA CLARO CI
29.7x29.7x1.4 cm K3074 | GE22
20x20x1.4 cm K2039 | GE22



CINZA CLARO Natural
29.7x29.7x1.2 cm K3062 | GE15
20x20x1.2 cm K2027 | GE15



CINZA CLARO CI
29.7x29.7x1.2 cm K3064 | GE17
20x20x1.2 cm K2029 | GE17



CINZA CLARO Anti-Slip
29.7x29.7x1.2 cm K3066 | GE17
20x20x1.2 cm K2031 | GE17



CINZA CLARO Textured CI
29.7x29.7x1.2 cm K3068 | GE17
20x20x1.2 cm K2033 | GE17



CINZA CLARO Drainage Textured
29.7x29.7x1.2 cm K3070 | GE22
20x20x1.2 cm K2035 | GE22

*** Starting from Lot A onwards.**
A partir do lote A em diante. À partir du lot A en avant. Beginnend ab Los A. A partir del lote A en adelante.

PACKING AND WEIGHT

Sizes (cm) Dimensão . Format Maße . Formato	Pieces Peças . Pièces Stück . Piezas	SQM M²	Weight Peso . Poids Gewicht . Peso	Box Caixa . Boîte Karton . Caja	SQM M²	Weight Peso . Poids Gewicht . Peso
29.7x29.7x1.4	7	0.630	20.10	50	31.500	1020
29.7x29.7x1.2	8	0.720	20.10	50	36.000	1020
29.7x29.7x1.2 (D, Textured)	8	0.720	20.70	50	36.000	1050

PACKING AND WEIGHT

Sizes (cm) Dimensão . Format Maße . Formato	Pieces Peças . Pièces Stück . Piezas	SQM M²	Weight Peso . Poids Gewicht . Peso	Box Caixa . Boîte Karton . Caja	SQM M²	Weight Peso . Poids Gewicht . Peso
20x20x1.4	19	0.760	24.00	42	31.920	1023
20x20x1.2	22	0.880	23.98	42	36.960	1022
20x20x1.2 (D, Textured)	22	0.880	22.86	42	36.960	975



Kerabaille


Exclusive design to transform accessibilities.

Design exclusivo para transformar as acessibilidades.
Un design unique pour transformer l'accessibilité.
Exklusives Design, um die Zugänglichkeiten zu verändern.
Diseño único para transformar la accesibilidad.

CINZA CLARO



OURO



1 FORMAT

Extruded Porcelain Tiles

→|← 1.2 cm
20x20 cm / 7.9"x7.9"

2 FINISHES

Extruded Porcelain Tiles

CI
Kerabaille

SLIP RESISTANCE

Extruded Porcelain Tiles

CI
R10 | A / A+B*
Class 2 | PTV ≥36

Kerabaille
R10-V10 | A
Class 2 | PTV ≥36



Kerabaille System

* Starting from Lot A onwards.



Kerabaille System

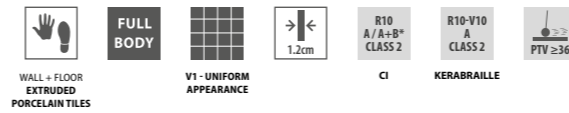
This complementary range offers a solution of tactile pavement, and is a practical guidance system for the blind and the visually impaired, with different scientifically studied reliefs, and that correspond to objective information and to coordinates that lead the blind and visually impaired in safety to any part of the city or town, being also widely used in transport interfaces.

Dieses ergänzende Sortiment bietet eine taktilen-Lösung und ist ein praktisches Leitsystem für Blinde und sehbehinderte Menschen. Mit verschiedenen wissenschaftlich untersuchten Reliefs, entsprechen objektiven Informationen und Koordinaten, mit dem die blinden und sehbehinderten Menschen zu jedem Teil der Stadt oder Gemeinde in Sicherheit geführt werden können, ist auch weit verbreitet in öffentliche Verkehrsmittel-Schnittstellen.

Esta gama complementar oferece uma solução podotáctil, constituindo um sistema prático de orientação para cegos e amblíopes, com diferentes relevos cientificamente estudados e que correspondem a uma informação objetiva e a coordenadas que conduzem os cegos e amblíopes a qualquer parte de uma cidade ou vila em segurança, sendo também amplamente utilizado em interfaces de transportes.

Esta gama complementar ofrece una solución podotáctil, proporcionando un sistema de orientación práctica para los ciegos y discapacitados visuales, con diferentes relieves estudiados científicamente y corresponden a una información objetiva y a coordenadas que conducen los ciegos e incapacitados visuales a cualquier parte de una ciudad o pueblo en seguridad, y es también ampliamente utilizada en las interfaces de transporte.


Cette gamme complémentaire offre une solution podotáctil, fournissant un système d'orientation pratique pour les aveugles et les malvoyants, avec des reliefs scientifiquement étudiés et correspondent à des informations objectives, les coordonnées qui mènent les aveugles et les malvoyants partout d'une ville ou cité en sécurité, également largement utilisé dans les interfaces de transport.



CAUTION LINE CI
20x20 cm LC20 | GE24



GUIDE LINE CI
20x20 cm LG20 | GE24



CHANGE OF DIRECTION CI
20x20 cm 1020CI
(MD20) | GE16




SAFETY LINE CI
20x20 cm LS50 | GE24

PACKING AND WEIGHT

Icons	Icons	Icons	Icons	Icons	Icons	Icons
Sizes (cm)	Pieces	SQM	Weight	Box	SQM	Weight
Dimensão . Formato	Peças . Pièces	M²	Peso . Poids	Caixa . Bolte	M²	Peso . Poids
Maße . Formato	Stück . Piezas		Gewicht . Peso	Karton . Caja		Gewicht . Peso
20x20x1.2	22	0.880	23.98	42	36.960	1022
20x20x1.2 (LC20)	16	0.640	18.80	42	26.880	805
20x20x1.2 (LG20)	16	0.640	19.74	42	26.880	844
20x20x1.2 (LS50)	18	0.720	19.48	56	40.320	1210

* Starting from Lot A onwards.
A partir do lote A em diante. À partir du lot A en avant. Beginnend ab Los A. A partir del lote A en adelante.





PRODUCT SUMMARY

Product Range

SÉRIES Série . Serie Serie . Serie	FORMAT Formato . Formato Format . Formato	THICKNESS Espessura . Épaisseur Dickens . Espesor	SIZES Dimensão . Dimension Masse . Dimensión	FINISH Acabamento . Finition Oberflächen . Acabado	Ligth Reflection Value (LRV)	Ligth Reflection Value (LRV)			
						LRV: 48	LRV: 31	LRV: 25	
					PEROLA	CINZA CLARO	CINZA ESCURO		
TECHNICAL	60x60	0.8 cm	59.2x59.2 cm ret.	Natural	U4 P3 E3 C2	1014 GF09	1020 GF09	1025 GF09	
				CI		1014CI GF10	1020CI GF10	1025CI GF10	
				Anti-Slip		1014AS GF10	1020AS GF10	1025AS GF10	
				Natural	U4 P3 E3 C2	1014 GF01	1020 GF01	1025 GF01	
				CI		1014CI GF03	1020CI GF03	1025CI GF03	
				Anti-Slip		1014AS GF03	1020AS GF03	1025AS GF03	
	30x60	0.8 cm	29.5x59.2 cm ret.	Natural	U4 P3 E3 C2	1014 GF01	1020 GF01	1025 GF01	
				CI		1014CI GF03	1020CI GF03	1025CI GF03	
				Anti-Slip		1014AS GF03	1020AS GF03	1025AS GF03	
				Natural	U4 P3 E3 C2	K4001R GF04	K4002R GF04	K4003R GF04	
				CI	U4 P3 E3 C2	K4006R GF06	K4007R GF06	K4008R GF06	
				Anti-Slip		K4011R GF06	K4012R GF06	K4013R GF06	
	30x30	0.8 cm	29.7x29.7 cm	Natural	U4 P4 E3 C2	K3031 GE05	K3032 GE05	K3033 GE05	
				CI	U4 P4 E3 C2	K3001 GE06	K3002 GE06	K3043 GE06	
				Anti-Slip	U4 P4 E3 C2	K3051 GE06	K3052 GE06	K3053 GE06	
				Textured CI		K3041 GE06	K3042 GE06		
				Drainage Textured	U4 P3 E3 C2	K3004 GE10	K3005 GE10		
				Natural		K3075 GE01	K3076 GE01		
		20x20	0.8 cm	20x20 cm	Drainage Textured	U4 P3 E3 C2	K2004 GE15	K2005 GE15	
					Natural	U4 P3 E3 C2	K2011 GE03	K2012 GE03	K2013 GE03
					CI	U4 P3 E3 C2	K2001 GE05	K2002 GE05	K2016 GE05
			0.7 cm	20x20 cm	Anti-Slip	U4 P3 E3 C2	K2021 GE05	K2022 GE05	K2023 GE05
					Natural		K3031C9 GF19	K3032C9 GF19	K3033C9 GF19
					CI		K3001C9 GF20	K3002C9 GF20	K3043C9 GF20
10x10	0.8 cm	9.5x9.5 cm	Anti-Slip		K3051C9 GF20	K3052C9 GF20	K3053C9 GF20		
			Natural		K3031M9 GF28	K3032M9 GF28	K3033M9 GF28		
			CI		K3001M9 GF29	K3002M9 GF29	K3043M9 GF29		
		Mosaic (9.5) 28.9x28.9 cm	Anti-Slip		K3051M9 GF29	K3052M9 GF29	K3053M9 GF29		
			Natural		K3071 GE21	K3072 GE21			
			CI		K3073 GE22	K3074 GE22			
30x30	1.4 cm	29.7x29.7 cm	Natural	U4 P4+ E3 C2	K3061 GE15	K3062 GE15			
			CI	U4 P4+ E3 C2	K3063 GE17	K3064 GE17			
			Anti-Slip	U4 P4+ E3 C2	K3065 GE17	K3066 GE17			
			Textured CI	U4 P4+ E3 C2	K3067 GE17	K3068 GE17			
			Drainage Textured	U4 P4+ E3 C2	K3069 GE22	K3070 GE22			
			Natural		K2036 GE21	K2037 GE21			
	1.2 cm	29.7x29.7 cm	CI	U4 P4s E3 C2	K2038 GE22	K2039 GE22			
			Natural	U4 P4+ E3 C2	K2026 GE15	K2027 GE15			
			CI	U4 P4+ E3 C2	K2028 GE17	K2029 GE17			
			Anti-Slip	U4 P4+ E3 C2	K2030 GE17	K2031 GE17			
			Textured CI	U4 P4+ E3 C2	K2032 GE17	K2033 GE17			
			Drainage Textured	U4 P4+ E3 C2	K2034 GE22	K2035 GE22			
20x20	1.2 cm	20x20 cm	Natural	U4 P4s E3 C2	K2036 GE21	K2037 GE21			
			CI	U4 P4s E3 C2	K2038 GE22	K2039 GE22			
			Natural	U4 P4+ E3 C2	K2026 GE15	K2027 GE15			
			CI	U4 P4+ E3 C2	K2028 GE17	K2029 GE17			
			Anti-Slip	U4 P4+ E3 C2	K2030 GE17	K2031 GE17			
			Textured CI	U4 P4+ E3 C2	K2032 GE17	K2033 GE17			

FINISH Acabamento . Finition Oberflächen . Acabado	DIN 51130	DIN 51097	UNE 41901 EX (TRL)	BS 7976 (PTV 45)
Natural	R9	- / (*) Class A	Class 1	- / (*) wet ≥ 36
CI	R10	Class A / (*) Class A+B	Class 2	wet ≥ 36
Anti-Slip	R11	Class A+B / (*) Class A+B+C	Class 3	wet ≥ 36

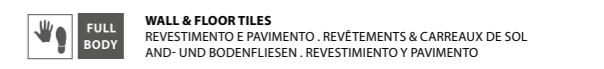
(*) Starting from Lot A onwards.
A partir do lote A em diante. A partir du lot A en avant. Beginnend ab Los A. A partir del lote A en adelante.

Product Range

LRV: 11		LRV: 8									
PRETO	NEGRO	BEGE	TERRACOTA	AZUL NÓRDICO	VERDE SAGE						
1030 GF11	1032 GF15										
1030CI GF12	1032CI GF16										
1030AS GF12	1032AS GF16										
1030 GF03	1032 GF05										
1030CI GF05	1032CI GF07										
1030AS GF05	1032AS GF07										
K4004R GF06	K4005R GF07										
K4009R GF07	K4010R GF08										
K4014R GF07	K4015R GF08										
K3034 GE08	K3035 GE09	K3036 GE08	K3037 GE10	K3038 GE11	K3039 GE18						
K3003 GE09	K3045 GE10	K3046 GE09	K3047 GE11	K3048 GE12	K3049 GE19						
K3054 GE09	K3055 GE10	K3056 GE09	K3057 GE11	K3058 GE12	K3059 GE19						
K2014 GE05	K2015 GE07										
K2003 GE07	K2017 GE09										
K2024 GE07	K2025 GE09										
K3034C9 GF20	K3035C9 GF21	K3036C9 GF20	K3037C9 GF21	K3038C9 GF22	K3039C9 GF24						
K3003C9 GF21	K3045C9 GF22	K3046C9 GF21	K3047C9 GF22	K3048C9 GF23	K3049C9 GF25						
K3054C9 GF21	K3055C9 GF22	K3056C9 GF21	K3057C9 GF22	K3058C9 GF23	K3059C9 GF25						
K3034M9 GF29	K3035M9 GF31	K3036M9 GF29	K3037M9 GF31	K3038M9 GF32	K3039M9 GF35						
K3003M9 GF30	K3045M9 GF32	K3046M9 GF30	K3047M9 GF32	K3048M9 GF33	K3049M9 GF36						
K3054M9 GF30	K3055M9 GF32	K3056M9 GF30	K3057M9 GF32	K3058M9 GF33	K3059M9 GF36						

FINISH Acabamento . Finition Oberflächen . Acabado	DIN 51130	DIN 51097	UNE 41901 EX (TRL)	BS 7976 (PTV 45)
Textured CI	R12	Class A+B	Class 3	wet ≥ 36
Drainage Textured	R12-V6	Class A+B+C	Class 3	wet ≥ 36
KERABRAILLE (Guide Line CI / Caution Line CI / Safety Line CI)	R10-V10	Class A	Class 2	wet ≥ 36

SPECIAL PRODUCT RANGE




KERABRAILLE (20x20x1.2 cm)

DIN 51130: R10-V10 | DIN 51097: A | UNE 41901 EX: 2 | BS 7976 (PTV 45): wet ≥ 36



DIN 51130: R10 | DIN 51097: A | UNE 41901 EX: 2 | BS 7976 (PTV 45): wet ≥ 36

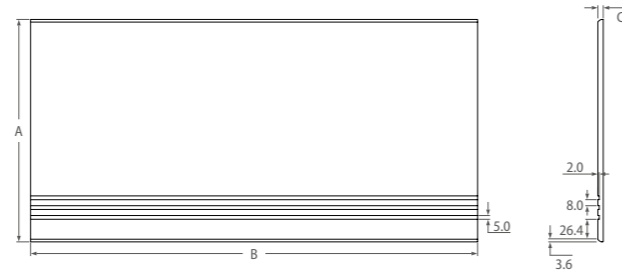



THICKNESS



Other thicknesses can be produced under certain conditions.
Outras espessuras poderão ser produzidas mediante condições especiais.
D'autres épaisseurs peuvent être produits avec des conditions spéciales.
Weitere Stärken können unter bestimmten Bedingungen hergestellt werden.
Otros espesores pueden ser producidos por medio de condiciones especiales.

STAIRSTEP
Degrau . Nez de Marche . Stufe . Peldaño



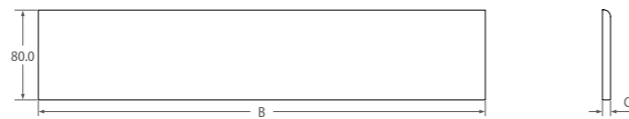
- AxBxC mm**
1. 592x592x8 mm
 2. 295x592x8 mm
 3. 443x443x8 mm
 4. 297x297x6 mm
 5. 297x297x8 mm
 6. 297x297x12 mm
 7. 297x297x14 mm

STAIR CONTRAST PIECE
Degrau Contrastante . Nez de Marche à effet de contraste . Treppenkante . Peldaño contraste



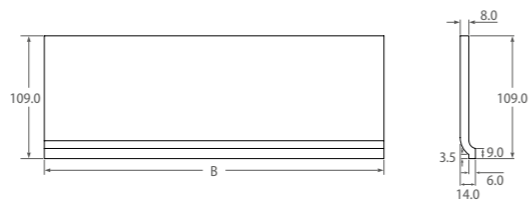
- 40xBx8 mm**
1. 40x592x8 mm
 2. 40x443x8 mm
 3. 40x297x8 mm

SKIRTING
Rodapé . Plinthe . Sockel . Rodapié



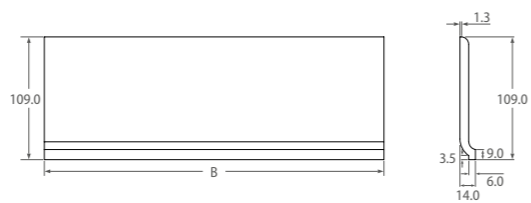
- 80xBxC mm**
1. 80x592x8 mm
 2. 80x443x8 mm
 3. 80x297x8 mm
 4. 80x297x12 mm
 5. 80x200x7 mm
 6. 80x200x12 mm

COVE BASE SKIRTING - FLAT TOP
Rodapé Côncavo - Liso . Plinthe Concave - Lisse . Hohlkehlssockel . Rodapié Côncavo - Lisa



- 109xBx8 mm**
1. 109x297x8 mm
 2. 109x200x8 mm

COVE BASE SKIRTING - ROUND TOP
Rodapé Côncavo - Boleado . Plinthe Concave - Arrondi . Hohlkehlssockel Mit Rundung . Rodapié Côncavo - Boleado




- 109xBx8 mm**
1. 109x297x8 mm
 2. 109x200x8 mm



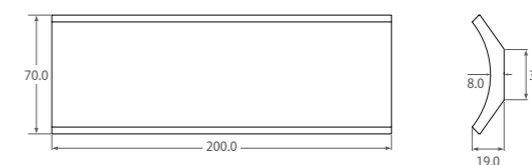
Stair Contrast Piece Preto 4x59.2 cm ret. Natural
Pérola 59.2x59.2 cm ret. Natural 1014
Pérola 29.5x59.2 cm ret. Natural 1014

Accessories

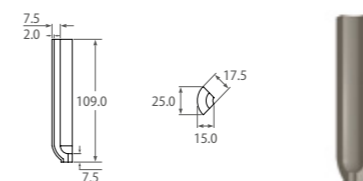
QUARTER ROUND
Meia-cana . Gorge Émaillée Extérieur . Kantenelement . Media Caña



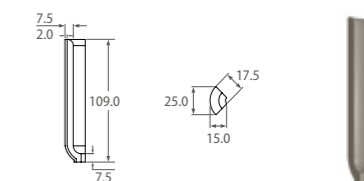
COVE SKIRTING
Meia-cana Côncava . Demi-lune Concave . Hohlkehlsoclel . Media Caña Côncava



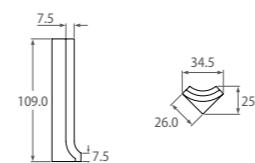
INTERNAL CORNER - FLAT TOP
Ângulo Interno - Liso . Angle Interne - Lisse . Hohlkehlsoclel Innenecke . Ângulo Interno - Lisa



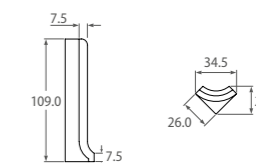
INTERNAL CORNER - ROUND TOP
Ângulo Interno - Boleado . Angle Interne - Arrondi . Hohlkehlsoclel Innenecke (Rund) . Ângulo Interno - Boleado



EXTERNAL CORNER - FLAT TOP
Ângulo Externo - Liso . Angle Externe - Lisse . Hohlkehlsoclel Außenecke . Ângulo Externo - Lisa




EXTERNAL CORNER - ROUND TOP
Ângulo Externo - Boleado . Angle Externe - Arrondi . Hohlkehlsoclel Außenecke (Rund) . Ângulo Externo - Boleado





Pérola 59.2x59.2 cm ret. Natural 1014
Cove Base Skirting Round Top Pérola 10x29.7 cm Natural
External Corner Round Top Pérola 10x3.5 cm Natural
Internal Corner Round Top Pérola 10x2.5 cm Natural





Technical
Guide

 PORCELAIN TILES (A) . PORCELANATO (A) . GRÉS CÉRAME (A) . FEINSTEINZEUG (A) . PORCELÁNICO (A)						
Features Características Caractéristiques Technische Eigenschaften Características	Standard Norma Norme Norm Norma	Specification EN 14411 Group BI a-GL Especificação EN 14411 Grupo BI a-GL Spécification EN 14411 Groupe BI a-GL Hauseigene Norm EN 14411 Gruppe BI a-GL Especificación EN 14411 Grupo BI a-GL	ALELUIA Specification Especificação Spécification Hauseigene Norm Especificación	Specification EN 14411 Group BI a-UGL Especificação EN 14411 Grupo BI a-UGL Spécification EN 14411 Groupe BI a-UGL Hauseigene Norm EN 14411 Gruppe BI a-UGL Especificación EN 14411 Grupo BI a-UGL	ALELUIA Specification Especificação Spécification Hauseigene Norm Especificación	Specification EN 14411 Group BI a-UGL Especificação EN 14411 Grupo BI a-UGL Spécification EN 14411 Groupe BI a-UGL Hauseigene Norm EN 14411 Gruppe BI a-UGL Especificación EN 14411 Grupo BI a-UGL
Size Tolerance (%) Tolerâncias Dimensionais (%) . Tolérances Dimensionnelles (%) Maßtoleranz (%) . Tolerancias Dimensionales (%)	EN ISO 10545-2	± 0,6 Maximum Value ± 2 mm Valor Máximo ± 2 mm . Valeur Maximum ± 2 mm Maximalwert ± 2 mm . Valor Máximo ± 2 mm	± 0,4	± 0,6 Maximum Value ± 2 mm Valor Máximo ± 2 mm . Valeur Maximum ± 2 mm Maximalwert ± 2 mm . Valor Máximo ± 2 mm	± 0,4	± 0,6 Maximum Value ± 2 mm Valor Máximo ± 2 mm . Valeur Maximum ± 2 mm Maximalwert ± 2 mm . Valor Máximo ± 2 mm
Thickness (%) Espessura (%) . Épaisseur (%) Stärke (Abweichung %) . Espesor (%)		± 5 Maximum Value ± 0,5 mm Valor Máximo ± 0,5 mm . Valeur Maximum ± 0,5 mm Maximalwert ± 0,5 mm . Valor Máximo ± 0,5 mm	In Accordance Conforme . En Conformité Konform . En Conformidad	± 5 Maximum Value ± 0,5 mm Valor Máximo ± 0,5 mm . Valeur Maximum ± 0,5 mm Maximalwert ± 0,5 mm . Valor Máximo ± 0,5 mm	In Accordance Conforme . En Conformité Konform . En Conformidad	± 5 Maximum Value ± 0,5 mm Valor Máximo ± 0,5 mm . Valeur Maximum ± 0,5 mm Maximalwert ± 0,5 mm . Valor Máximo ± 0,5 mm
Rectilinearity (%) Retilnearidade (%) . Rectilinéarité (%) Kantengeradheit (%) . Retilinearidad (%)		± 0,5 Maximum Value ± 1,5 mm Valor Máximo ± 1,5 mm . Valeur Maximum ± 1,5 mm Maximalwert ± 1,5 mm . Valor Máximo ± 1,5 mm	± 0,3	± 0,5 Maximum Value ± 1,5 mm Valor Máximo ± 1,5 mm . Valeur Maximum ± 1,5 mm Maximalwert ± 1,5 mm . Valor Máximo ± 1,5 mm	± 0,3	± 0,5 Maximum Value ± 1,5 mm Valor Máximo ± 1,5 mm . Valeur Maximum ± 1,5 mm Maximalwert ± 1,5 mm . Valor Máximo ± 1,5 mm
Orthogonality (%) Ortogonalidade (%) . Orthogonalité (%) Rechtwinkeligkeit (%) . Ortogonalidad (%)		± 0,5 Maximum Value ± 2 mm Valor Máximo ± 2 mm . Valeur Maximum ± 2 mm Maximalwert ± 2 mm . Valor Máximo ± 2 mm	± 0,4	± 0,5 Maximum Value ± 2 mm Valor Máximo ± 2 mm . Valeur Maximum ± 2 mm Maximalwert ± 2 mm . Valor Máximo ± 2 mm	± 0,4	± 0,5 Maximum Value ± 2 mm Valor Máximo ± 2 mm . Valeur Maximum ± 2 mm Maximalwert ± 2 mm . Valor Máximo ± 2 mm
Flatness Planaridade Planarité Ebenflächigkeit Planaridad	Central Curvature (%) Curvatura Central (%) Coubure Centrale (%) Mittige Krümmung (%) Curvatura Central (%)	± 0,5 Maximum Value ± 2 mm Valor Máximo ± 2 mm . Valeur Maximum ± 2 mm Maximalwert ± 2 mm . Valor Máximo ± 2 mm	- 0,10 / + 0,15	± 0,5 Maximum Value ± 2 mm Valor Máximo ± 2 mm . Valeur Maximum ± 2 mm Maximalwert ± 2 mm . Valor Máximo ± 2 mm	- 0,10 / + 0,15	± 0,5 Maximum Value ± 2 mm Valor Máximo ± 2 mm . Valeur Maximum ± 2 mm Maximalwert ± 2 mm . Valor Máximo ± 2 mm
	Lateral Curvature (%) Curvatura Lateral (%) Coubure Latérale (%) Kantenkrümmung (%) Curvatura Lateral (%)	± 0,5 Maximum Value ± 2 mm Valor Máximo ± 2 mm . Valeur Maximum ± 2 mm Maximalwert ± 2 mm . Valor Máximo ± 2 mm	- 0,10 / + 0,15	± 0,5 Maximum Value ± 2 mm Valor Máximo ± 2 mm . Valeur Maximum ± 2 mm Maximalwert ± 2 mm . Valor Máximo ± 2 mm	- 0,10 / + 0,15	± 0,5 Maximum Value ± 2 mm Valor Máximo ± 2 mm . Valeur Maximum ± 2 mm Maximalwert ± 2 mm . Valor Máximo ± 2 mm
	Diagonal Deflection (%) Flecha à Diagonale (%) Flèche en Diagonale (%) Krümmung in der Diagonale (%) La Flecha Diagonal (%)	± 0,5 Maximum Value ± 2 mm Valor Máximo ± 2 mm . Valeur Maximum ± 2 mm Maximalwert ± 2 mm . Valor Máximo ± 2 mm	- 0,10 / + 0,20	± 0,5 Maximum Value ± 2 mm Valor Máximo ± 2 mm . Valeur Maximum ± 2 mm Maximalwert ± 2 mm . Valor Máximo ± 2 mm	- 0,10 / + 0,20	± 0,5 Maximum Value ± 2 mm Valor Máximo ± 2 mm . Valeur Maximum ± 2 mm Maximalwert ± 2 mm . Valor Máximo ± 2 mm
Water Absorption (%) Absorção de Água (%) . Absorption d'eau (%) Wasseraufnahme (%) . Absorción de Agua (%)	EN ISO 10545-3	≤ 0,5	≤ 0,1	≤ 0,5	≤ 0,1	≤ 0,5
Modulus of Rupture (N / mm²) Módulo de Ruptura (N / mm ²) . Module de Rupture (N / mm ²) Bruchfestigkeit (N / mm ²) . Módulo de Ruptura (N / mm ²)	EN ISO 10545-4	≥ 35	≥ 35	≥ 35	≥ 35	≥ 35
Flexion resistance (N) Resistência à flexão (N) . Résistance à la flexion (N) Biegefestigkeit (N) . Resistencia a la flexión (N)	EN ISO 10545-4	≥ 1300	≥ 1500 (1)	≥ 1300	≥ 1500 (1)	≥ 1500 (1)
Thermal Shock Resistance Resistência ao Choque Térmico . Résistance aux Ecart de Température Temperaturwechselbeständigkeit . Resistencia al Choque Térmico	EN ISO 10545-9	Resistant Resistente . Résistant Beständig . Resistente	Resistant Resistente . Résistant Beständig . Resistente	Resistant Resistente . Résistant Beständig . Resistente	Resistant Resistente . Résistant Beständig . Resistente	Resistant Resistente . Résistant Beständig . Resistente
Crack Resistance Resistência ao Fendilhamento . Résistance aux Craqueres Haarissbeständigkeit . Resistencia a la Fisuración	EN ISO 10545-11	Resistant Resistente . Résistant Beständig . Resistente	Resistant Resistente . Résistant Beständig . Resistente	-	-	-
Stain Resistance Resistência às Manchas . Résistance aux Tâches Fleckenbeständigkeit . Resistencia a las Manchas	EN ISO 10545-14	Minimum Class 3 Mínimo Classe 3 . Minimum Classe 3 Mindest Klasse 3 . Mínimo Clase 3	Class 4 or 5 Classe 4 ou 5 . Classe 4 ou 5 Klasse 4 or 5 . Classe 4 o 5	Test Available Ensaio Disponível . Essai Disponible Testbericht Verfügbar . Ensayo Disponible	Class 4 or 5 Classe 4 ou 5 . Classe 4 ou 5 Klasse 4 or 5 . Classe 4 o 5	Class 4 or 5 Classe 4 ou 5 . Classe 4 ou 5 Klasse 4 or 5 . Classe 4 o 5
Chemical Resistance Resistência Química Résistance aux Agents Chimiques Chemische Beständigkeit Resistencia Química	EN ISO 10545-13	Household Detergents Detergentes Domésticos Détergents Domestiques Haushaltsreiniger Detergentes Domésticos	≥ Class B ≥ Classe B . ≥ Classe B ≥ Klasse B . ≥ Klasse B	Class A Classe A . Classe A Klasse A . Classe A	≥ Class B ≥ Classe B . ≥ Classe B ≥ Klasse B . ≥ Klasse B	Class A Classe A . Classe A Klasse A . Classe A
		Additives for Pools Aditivos para Piscinas Additifs pour Piscines Zusatzstoffe für Schwimmbäder Aditivos para Piscinas	≥ Class B ≥ Classe B . ≥ Classe B ≥ Klasse B . ≥ Klasse B	Class A Classe A . Classe A Klasse A . Classe A	≥ Class B ≥ Classe B . ≥ Classe B ≥ Klasse B . ≥ Klasse B	Class A Classe A . Classe A Klasse A . Classe A
		Acids Ácidos . Acides Säuren . Ácidos	(2)	Class LA (2a) Classe LA (2a) . Classe LA (2a) Klasse LA (2a) . Classe LA (2a)	(2)	Class LA (2a) Classe LA (2a) . Classe LA (2a) Klasse LA (2a) . Classe LA (2a)
		Bases Bases . Bases Laugen . Bases	(2)	Class LA (2a) Classe LA (2a) . Classe LA (2a) Klasse LA (2a) . Classe LA (2a)	(2)	Class LA (2a) Classe LA (2a) . Classe LA (2a) Klasse LA (2a) . Classe LA (2a)
Resistance to Abrasion Resistência à Abrasão . Résistance à l'Abrasion Abriebfestigkeit . Resistencia a la Abrasion	EN ISO 10545-7	I to V I a V . I a V I bis V . I a V	I to V (3) I a V (3) . I a V (3) I bis V (3) . I a V (3)	-	-	-

 PORCELAIN TILES (A) . PORCELANATO (A) . GRÉS CÉRAME (A) . FEINSTEINZEUG (A) . PORCELÁNICO (A)						
Features Características Caractéristiques Technische Eigenschaften Características	Standard Norma Norme Norm Norma	Specification EN 14411 Group BI a-GL Especificação EN 14411 Grupo BI a-GL Spécification EN 14411 Groupe BI a-GL Hauseigene Norm EN 14411 Gruppe BI a-GL Especificación EN 14411 Grupo BI a-GL	ALELUIA Specification Especificação Spécification Hauseigene Norm Especificación	Specification EN 14411 Group BI a-UGL Especificação EN 14411 Grupo BI a-UGL Spécification EN 14411 Groupe BI a-UGL Hauseigene Norm EN 14411 Gruppe BI a-UGL Especificación EN 14411 Grupo BI a-UGL	ALELUIA Specification Especificação Spécification Hauseigene Norm Especificación	Specification EN 14411 Group BI a-UGL Especificação EN 14411 Grupo BI a-UGL Spécification EN 14411 Groupe BI a-UGL Hauseigene Norm EN 14411 Gruppe BI a-UGL Especificación EN 14411 Grupo BI a-UGL
Resistance to Deep Abrasion (mm³) Resistência à Abrasão Profunda (mm ³) Resistencia a la Abrasión Profunda (mm ³) Résistance à l'Abrasion Profond (mm ³) Beständigkeit gegen Tiefenabrieb (mm ³)	EN ISO 10545-6	-	-	≤ 175	≤ 150	≤ 150
Frost Resistance Resistência ao Gelo . Résistance au Gel Frostbeständigkeit . Resistencia al Hielo	EN ISO 10545-12	Resistant Resistente . Résistant Beständig . Resistente	Resistant Resistente . Résistant Beständig . Resistente	Resistant Resistente . Résistant Beständig . Resistente	Resistant Resistente . Résistant Beständig . Resistente	Resistant Resistente . Résistant Beständig . Resistente
Resistance to Slipping Resistência ao Escorregamento Résistance au Glissement Rutschhemmung Resistencia al Deslizamiento	DIN 51130	Test Available Ensaio Disponível Essai Disponible Testbericht Verfügbar Ensayo Disponible	Product to Product Produto a Produto Produit a Produit Je nach Produkt Producto a Producto	Test Available Ensaio Disponível Essai Disponible Testbericht Verfügbar Ensayo Disponible	Product to Product Produto a Produto Produit a Produit Je nach Produkt Producto a Producto	Product to Product Produto a Produto Produit a Produit Je nach Produkt Producto a Producto
Resistance to Slipping Resistência ao Escorregamento Résistance au Glissement Rutschhemmung Resistencia al Deslizamiento	DIN 51097	Test Available Ensaio Disponível Essai Disponible Testbericht Verfügbar Ensayo Disponible	Product to Product Produto a Produto Produit a Produit Je nach Produkt Producto a Producto	Test Available Ensaio Disponível Essai Disponible Testbericht Verfügbar Ensayo Disponible	Product to Product Produto a Produto Produit a Produit Je nach Produkt Producto a Producto	Product to Product Produto a Produto Produit a Produit Je nach Produkt Producto a Producto
Resistance to Slipping Resistência ao Escorregamento Résistance au Glissement Rutschhemmung Resistencia al Deslizamiento	UNE 41901 EX	Test Available Ensaio Disponível Essai Disponible Testbericht Verfügbar Ensayo Disponible	Product to Product Produto a Produto Produit a Produit Je nach Produkt Producto a Producto	Test Available Ensaio Disponível Essai Disponible Testbericht Verfügbar Ensayo Disponible	Product to Product Produto a Produto Produit a Produit Je nach Produkt Producto a Producto	Product to Product Produto a Produto Produit a Produit Je nach Produkt Producto a Producto

- (A) Porcelain Floor Tiles - EN14411 – Group BI a (1st choice)
(1) Formats: Thickness ≥ 7,5 mm
(2) To be indicated by the producer – Product by Product
(2a) Acids and bases (Low Concentration)
(3) Depending on glass / colour

- (A) Feinsteinzeug – EN14411 – Gruppe BI a (1.Wahl)
(1) Formate: Stärke ≥ 7,5 mm
(2) Wie vom Hersteller produktbezogen anzugeben
(2a) Säuren und Laugen (Niedrige Konzentration)
(3) Je nach Glas / Farbe

- (A) Pavimentos Cerâmicos de Pasta Porcelânica Monocozedura - EN14411
 - Grupo BI a (1ª escolha)
(1) Formatos: Espessura ≥ 7,5 mm
(2) A Indicar Pelo Produtor - Produto a Produto
(2a) Ácidos e Bases (Baixa Concentração)
(3) Consoante o vidro / cor

- (A) Pavimentos Cerâmicos de Pasta Porcelânica de monocozedura – EN14411 – Grupo BI a (1ª calidad)
(1) Formatos: Espesor ≥ 7,5 mm
(2) A especificar por el fabricante – Producto a Producto
(2a) Ácidos y bases (Baja Concentración)
(3) Dependiendo del vidrio / color

- (A) Grès Cérame – EN14411 – Group BI a (1er choix)
(1) Formats: Épaisseur ≥ 7,5 mm
(2) A indiquer par le Producteur- Produit par Produit
(2a) Acides et Bases (Faible Concentration)
(3) Selon le verre / la couleur



EXTRUDED PORCELAIN TILES . PORCELANATO EXTRUDIDO . GRÈS CÉRAMÉ ÉTIRÉ . EXTRUDIERTES FEINSTEINZEUG . GRES PORCELÁNICO EXTRUSIONADO

Features Características Caractéristiques Technische Eigenschaften Características	Standard Norma Norme Norm Norma	Specification EN 14411 Group Ala - UGL Especificação EN 14411 Grupo Ala - UGL Spécification EN 14411 Groupe Ala - UGL Hauseigene Norm EN 14411 Gruppe Ala - UGL Especificación EN 14411 Grupo Ala - UGL		ALELUIA Especificação Spécification Hauseigene Norm Especificación				
		< 7.5 mm	≥ 7.5 mm	< 7.5 mm	≥ 7.5 mm	≥ 12 mm	≥ 14 mm	
Size Tolerance (%) Tolerâncias Dimensionais (%) . Tolérances Dimensionnelles (%) Maßtoleranz (%) . Tolerancias Dimensionales (%)	EN ISO 10545-2	± 1 Maximum Value ± 2 mm Valor Máximo ± 2 mm . Valeur Maximum ± 2 mm Maximalwert ± 2 mm . Valor Máximo ± 2 mm		± 1 Maximum Value ± 2 mm Valor Máximo ± 2 mm . Valeur Maximum ± 2 mm Maximalwert ± 2 mm . Valor Máximo ± 2 mm				
Thickness (%) Espessura (%) . Epaisseur (%) Stärke (Abweichung) (%) . Espesor (%)		± 10		± 10				
Rectilinearity (%) Retilinearidade (%) . Rectilinéarité (%) Kantengeradheit (%) . Retilinearidad (%)		± 0,5		± 0,5				
Orthogonality (%) Ortogonalidade (%) . Orthogonalité (%) Rechtwinkeligkeit (%) . Ortogonalidad (%)		± 1		± 1				
Flatness Planaridade Planarité Ebenflächigkeit Planaridad		Central Curvature (%) Curvatura Central (%) Courbure Centrale (%) Mittige Krümmung (%) Curvatura Central (%)	± 0,5		± 0,2			
	Lateral Curvature (%) Curvatura Lateral (%) Courbure Latérale (%) Kantenkrümmung (%) Curvatura Lateral (%)	± 0,5		± 0,2				
	Diagonal Deflection (%) Flecha à Diagonal (%) Flèche en Diagonale (%) Krümmung in der Diagonale (%) La Flecha Diagonal (%)	± 0,8		± 0,25				
Surface Appearance Aspetto da Superficie . Aspect de Surface Oberflächenansicht . Aspecto Superficial		≥ 95		≥ 95				
Water Absorption (%) Absorção de Água (%) . Absorption d'eau (%) Wasseraufnahme (%) . Absorción de Agua (%)	EN ISO 10545-3	≤ 0,5		≤ 0,1				
Modulus of Rupture (N / mm²) Módulo de Ruptura (N / mm ²) . Module de Rupture (N / mm ²) Bruchfestigkeit (N / mm ²) . Módulo de Ruptura (N / mm ²)	EN ISO 10545-4	≥ 28		≥ 28	≥ 30	≥ 35	≥ 40	
Flexion resistance (N) Resistência à flexão (N) . Résistance à la flexion (N) Biegefestigkeit (N) . Resistencia a la flexión (N)	EN ISO 10545-4	≥ 600	≥ 1300	≥ 600 (1)	≥ 1500	≥ 3000	≥ 4000	
Thermal Shock Resistance Resistência ao Choque Térmico . Résistance aux Écarts de Température Temperaturwechselbeständigkeit . Resistencia al Choque Térmico	EN ISO 10545-9	Resistant Resistente . Résistant Beständig . Resistente		In Accordance Conforme . En Conformité Konform . En Conformidad				
Stain Resistance Resistência às Manchas . Résistance aux Tâches Fleckenbeständigkeit . Resistencia a las Manchas	EN ISO 10545-14	(a)		≥ 3 or 4 or 5 (2)				
Chemical Resistance Resistência Química Résistance aux Agents Chimiques Chemische Beständigkeit Resistencia Química	EN ISO 10545-13	Household Detergents Detergentes Domésticos Détergents Domestiques Haushaltsreiniger Detergentes Domésticos		≥ Class B Classe A Classe A Classe A Klasse A Classe A				
		Additives for Pools Aditivos para Piscinas Additifs pour Piscines Zusatzstoffe für Schwimmbäder Aditivos para Piscinas		≥ Class B Classe A Classe A Classe A Klasse A Classe A				
		Acids Ácidos . Acides Säuren . Ácidos		(a)		Class HA (b) Classe HA (b) . Classe HA (b) Klasse HA (b) . Classe HA (b)		
		Bases Bases . Bases Laugen . Bases		(a)		Class HA (b) Classe HA (b) . Classe HA (b) Klasse HA (b) . Classe HA (b)		
Resistance to Abrasion (mm³) Resistência à Abrasão (mm ³) . Résistance à l'Abrasion (mm ³) Abriebfestigkeit (mm ³) . Resistencia a la Abrasión (mm ³)	EN ISO 10545-6	≤ 275		≤ 150				
Superficial Hardness (Mohs scale) Dureza Superficial (Escala Mohs) . Dureté de Surface (échelle de Mohs) Ritzhärte (Skala nach Mohs) . Dureza Superficial (Escala de Mohs)	EN 101	-		≥ 7				



EXTRUDED PORCELAIN TILES . PORCELANATO EXTRUDIDO . GRÈS CÉRAMÉ ÉTIRÉ . EXTRUDIERTES FEINSTEINZEUG . GRES PORCELÁNICO EXTRUSIONADO



Features Características Caractéristiques Technische Eigenschaften Características	Standard Norma Norme Norm Norma	Specification EN 14411 Group Ala - UGL Especificação EN 14411 Grupo Ala - UGL Spécification EN 14411 Groupe Ala - UGL Hauseigene Norm EN 14411 Gruppe Ala - UGL Especificación EN 14411 Grupo Ala - UGL		ALELUIA Especificação Spécification Hauseigene Norm Especificación			
		< 7.5 mm	≥ 7.5 mm	< 7.5 mm	≥ 7.5 mm	≥ 12 mm	≥ 14 mm
Frost Resistance Resistência ao Gelo . Résistance au Gel Frostbeständigkeit . Resistencia al Hielo	EN ISO 10545-12	Resistant Resistente . Résistant Beständig . Resistente		In Accordance Conforme . En Conformité Konform . En Conformidad			
Resistance to Slipping Resistência ao Escorregamento . Résistance au Glissement Rutschhemmung . Resistencia al Deslizamiento	DIN 51130	Test Available Ensaio Disponível . Essai Disponible Testbericht Verfügbar . Ensayo Disponible		Product to Product Produto a Produto . Produit a Produit Je nach Produkt . Producto a Producto			
Resistance to Slipping Resistência ao Escorregamento . Résistance au Glissement Rutschhemmung . Resistencia al Deslizamiento	DIN 51097	Test Available Ensaio Disponível . Essai Disponible Testbericht Verfügbar . Ensayo Disponible		Product to Product Produto a Produto . Produit a Produit Je nach Produkt . Producto a Producto			
Resistance to Slipping Resistência ao Escorregamento . Résistance au Glissement Rutschhemmung . Resistencia al Deslizamiento	UNE 41901 EX	Test Available Ensaio Disponível . Essai Disponible Testbericht Verfügbar . Ensayo Disponible		Product to Product Produto a Produto . Produit a Produit Je nach Produkt . Producto a Producto			
Linear Thermic Expansion Coefficient (100°C) Coeficiente de Dilatação Térmica Linear (100°C) Coefficient de Dilatation Thermique Linéaire (100°C) Linearer Wärmeausdehnungskoeffizient (100°C) Coeficiente de Dilatación Térmica Lineal (100°C)	EN ISO 10545-8	Test Available Ensaio Disponível . Essai Disponible Testbericht Verfügbar . Ensayo Disponible		<9x10 ⁻⁶ k ⁻¹			



(a)
To be indicated by the manufacturer.
A indiquer pelo fabricante.
À préciser par le fabricant.
Nach Herstellerangabe.
A indicar por el fabricante.

(b)
H - High Concentration.
H - Alta Concentração.
H - Haute Concentration.
H - Hohe Konzentration .
H - Alta Concentración.

(1) Thickness 0.45cm
According to the requirement of Cahiers du CSTB - ≥ 400N and <600N
Conforme requisito do Cahiers du CSTB - ≥ 400N e <600N
Comme exigence des Cahiers du CSTB - ≥ 400N et <600N
Gemäß Anforderung der Cahiers du CSTB - ≥ 400N und <600N
Como requisito de Cahiers du CSTB - ≥ 400N y <600N

(2)
Depends on the type of finish.
Depende do tipo de acabamento.
Dépend du type de finition.
Hängt von der Oberfläche ab.
Depende del tipo de acabado.

		 FLOOR TILES (B) . PAVIMENTOS (B) . CARREAUX DE SOL (B) BODENFLIESEN (B) . PAVIMENTOS (B)		 WALL TILES (C) . REVESTIMENTOS (C) . REVÊTEMENTS (C) WANDFLIESEN (C) . REVESTIMIENTOS (C)	
Features	Standard	Specification EN 14411 Group BI b-GL	ALELUIA Specification	Specification EN 14411 Group BIII-GL	ALELUIA Specification
Características Caractéristiques Technische Eigenschaften Características	Norma Norme Norm Norma	Especificação EN 14411 Grupo BI b-GL Especificação EN 14411 Grupo BI b-GL Spécification EN 14411 Groupe BI b-GL Hauseigene Norm EN 14411 Gruppe BI b-GL Especificación EN 14411 Grupo BI b-GL	ALELUIA Especificação Spécification Hauseigene Norm Especificación	Especificação EN 14411 Grupo BIII-GL Especificação EN 14411 Grupo BIII-GL Spécification EN 14411 Groupe BIII-GL Hauseigene Norm EN 14411 Gruppe BIII-GL Especificación EN 14411 Grupo BIII-GL	ALELUIA Especificação Spécification Hauseigene Norm Especificación
Size Tolerance (%) Tolerâncias Dimensionais (%) . Tolérances Dimensionnelles (%) Maßtoleranz (%) . Tolerancias Dimensionales (%)	EN ISO 10545-2	±0,6 Maximum Value ± 2 mm Valor Máximo ± 2 mm . Valeur Maximum ± 2 mm Maximalwert ± 2 mm . Valor Máximo ± 2 mm	±0,4	±0,5 Maximum Value ± 2 mm Valor Máximo ± 2 mm . Valeur Maximum ± 2 mm Maximalwert ± 2 mm . Valor Máximo ± 2 mm	In Accordance Conforme . En Conformité Konform . En Conformidad
Thickness (%) Espessura (%) . Épaisseur (%) Stärke (Abweichung) (%) . Espesor (%)		±5 Maximum Value ± 0,5 mm Valor Máximo ± 0,5 mm . Valeur Maximum ± 0,5 mm Maximalwert ± 0,5 mm . Valor Máximo ± 0,5 mm	In Accordance Conforme . En Conformité Konform . En Conformidad	±10 Maximum Value ± 0,5 mm Valor Máximo ± 0,5 mm . Valeur Maximum ± 0,5 mm Maximalwert ± 0,5 mm . Valor Máximo ± 0,5 mm	In Accordance Conforme . En Conformité Konform . En Conformidad
Rectilinearity (%) Retilnearidade (%) . Rectilinéarité (%) Kantengeradheit (%) . Retilnearidad (%)		±0,5 Maximum Value ± 1,5 mm Valor Máximo ± 1,5 mm . Valeur Maximum ± 1,5 mm Maximalwert ± 1,5 mm . Valor Máximo ± 1,5 mm	±0,3	±0,3 Maximum Value ± 1,5 mm Valor Máximo ± 1,5 mm . Valeur Maximum ± 1,5 mm Maximalwert ± 1,5 mm . Valor Máximo ± 1,5 mm	In Accordance Conforme . En Conformité Konform . En Conformidad
Orthogonality (%) Ortogonalidade (%) . Orthogonalité (%) Rechtwinkligkeit (%) . Ortogonalidad (%)		±0,5 Maximum Value ± 2 mm Valor Máximo ± 2 mm . Valeur Maximum ± 2 mm Maximalwert ± 2 mm . Valor Máximo ± 2 mm	±0,4	±0,5 Maximum Value ± 2 mm Valor Máximo ± 2 mm . Valeur Maximum ± 2 mm Maximalwert ± 2 mm . Valor Máximo ± 2 mm	In Accordance Conforme . En Conformité Konform . En Conformidad
Flatness Planaridade Planarité Ebenflächigkeit Planaridad	Central Curvature (%) Curvatura Central (%) Courbure Centrale (%) Mittige Krümmung (%) Curvatura Central (%)	±0,5 Maximum Value ± 2 mm Valor Máximo ± 2 mm Valeur Maximum ± 2 mm Maximalwert ± 2 mm Valor Máximo ± 2 mm	-0,10 / +0,15	-0,3 / +0,5 Maximum Value from -1,5 mm to 2 mm Valor Máximo de -1,5 mm a 2 mm Valeur Maximum de -1,5 mm à 2 mm Maximalwert von -1,5 mm bis 2 mm Valor Máximo de -1,5 mm a 2 mm	-0,1 / +0,2
	Lateral Curvature (%) Curvatura Lateral (%) Courbure Latérale (%) Kantenkrümmung (%) Curvatura Lateral (%)	±0,5 Maximum Value ± 2 mm Valor Máximo ± 2 mm Valeur Maximum ± 2 mm Maximalwert ± 2 mm Valor Máximo ± 2 mm	-0,10 / +0,15	-0,3 / +0,5 Maximum Value from -1,5 mm to 2 mm Valor Máximo de -1,5 mm a 2 mm Valeur Maximum de -1,5 mm à 2 mm Maximalwert von -1,5 mm bis 2 mm Valor Máximo de -1,5 mm a 2 mm	-0,1 / +0,2
	Diagonal Deflection (%) Flecha à Diagonal (%) Flèche en Diagonale (%) Krümmung in der Diagonale (%) La Flecha Diagonal (%)	±0,5 Maximum Value ± 2 mm Valor Máximo ± 2 mm Valeur Maximum ± 2 mm Maximalwert ± 2 mm Valor Máximo ± 2 mm	-0,10 / +0,20	±0,5 Maximum Value ± 2 mm Valor Máximo ± 2 mm Valeur Maximum ± 2 mm Maximalwert ± 2 mm Valor Máximo ± 2 mm	-0,1 / +0,25
Water Absorption (%) Absorção de Água (%) . Absorption d'eau (%) Wasseraufnahme (%) . Absorción de Agua (%)	EN ISO 10545-3	> 0,5 e ≤ 3	≤ 3	10 a 20	15 ± 4
Modulus of Rupture (N / mm²) Módulo de Rutura (N / mm ²) . Module de Rupture (N / mm ²) Bruchfestigkeit (N / mm ²) . Módulo de Ruptura (N / mm ²)	EN ISO 10545-4	≥ 30	≥ 30	Thickness . Espessura . Épaisseur Stärke . Espesor < 7,5mm ≥ 15	Thickness . Espessura . Épaisseur Stärke . Espesor < 7,5mm ≥ 16 (4)
		Thickness . Espessura . Épaisseur Stärke . Espesor ≥ 7,5mm ≥ 12	Thickness . Espessura . Épaisseur Stärke . Espesor ≥ 7,5mm ≥ 13 (5)		
Flexion resistance (N) Resistência à flexão (N) Résistance à la flexion (N) Biegefestigkeit (N) Resistencia a la flexión (N)	EN ISO 10545-4	Thickness . Espessura . Épaisseur Stärke . Espesor ≥ 7,5mm ≥ 1100	Thickness . Espessura . Épaisseur Stärke . Espesor ≥ 7,5mm ≥ 1100 (3)	Thickness . Espessura . Épaisseur Stärke . Espesor ≥ 7,5mm ≥ 600	Thickness . Espessura . Épaisseur Stärke . Espesor ≥ 7,5mm ≥ 600 (5)
		Thickness . Espessura . Épaisseur Stärke . Espesor < 7,5mm ≥ 700	Thickness . Espessura . Épaisseur Stärke . Espesor < 7,5mm ≥ 700 (4)	Thickness . Espessura . Épaisseur Stärke . Espesor < 7,5mm ≥ 200	Thickness . Espessura . Épaisseur Stärke . Espesor < 7,5mm ≥ 200 (4)
Thermal Shock Resistance Resistência ao Choque Térmico . Résistance aux Écarts de Température . Temperaturwechselbeständigkeit . Resistencia al Choque Térmico	EN ISO 10545-9	Resistant Resistente . Résistant Beständig . Resistente	Resistant Resistente . Résistant Beständig . Resistente	Resistant Resistente . Résistant Beständig . Resistente	Resistant Resistente . Résistant Beständig . Resistente
Crack Resistance Resistência ao fendilhamento . Résistance aux Craquere Haarrissbeständigkeit . Resistencia a la Fisuración	EN ISO 10545-11	Resistant Resistente . Résistant Beständig . Resistente	Resistant Resistente . Résistant Beständig . Resistente	Resistant Resistente . Résistant Beständig . Resistente	Resistant Resistente . Résistant Beständig . Resistente
Stain Resistance Resistência às Manchas . Résistance aux Tâches Fleckenbeständigkeit . Resistencia a las Manchas	EN ISO 10545-14	Minimum Class 3 Mínimo Classe 3 . Minimum Classe 3 Mindest Klasse 3 . Mínimo Clase 3	Class 4 or 5 Classe 4 ou 5 . Classe 4 ou 5 Klasse 4 or 5 . Classe 4 o 5	Minimum Class 3 Mínimo Classe 3 . Minimum Classe 3 Mindest Klasse 3 . Mínimo Clase 3	Class 4 or 5 Classe 4 ou 5 . Classe 4 o 5 Klasse 4 or 5 . Classe 4 o 5
Chemical Resistance Resistência Química Résistance aux Agents Chimiques Chemische Beständigkeit Resistencia Química	EN ISO 10545-13	Household Detergents Detergentes Domésticos Détergents Domestiques Haushaltsreiniger Detergentes Domésticos	Class A Classe A . Classe A Klasse A . Classe A	≥ Class B ≥ Classe B . ≥ Classe B ≥ Klasse B . ≥ Classe B	Class A Classe A . Classe A Klasse A . Classe A
		Additives for Pools Aditivos para Piscinas Additifs pour Piscines Zusatzstoffe für Schwimmbäder Aditivos para Piscinas	Class A Classe A . Classe A Klasse A . Classe A	≥ Class B ≥ Classe B . ≥ Classe B ≥ Klasse B . ≥ Classe B	Class A Classe A . Classe A Klasse A . Classe A
		Acids Ácidos . Acides Säuren . Acidos	Class LA (1a) Classe LA (1a) . Classe LA (1a) Klasse LA (1a) . Classe LA (1a)	(1)	Class LA (1a) Classe LA (1a) . Classe LA (1a) Klasse LA (1a) . Classe LA (1a)
		Bases Bases . Bases Laugen . Bases	Class LA (1a) Classe LA (1a) . Classe LA (1a) Klasse LA (1a) . Classe LA (1a)	(1)	Class LA (1a) Classe LA (1a) . Classe LA (1a) Klasse LA (1a) . Classe LA (1a)

		 FLOOR TILES (B) . PAVIMENTOS (B) . CARREAUX DE SOL (B) BODENFLIESEN (B) . PAVIMENTOS (B)		 WALL TILES (C) . REVESTIMENTOS (C) . REVÊTEMENTS (C) WANDFLIESEN (C) . REVESTIMIENTOS (C)	
Features	Standard	Specification EN 14411 Group BI b-GL	ALELUIA Specification	Specification EN 14411 Group BIII-GL	ALELUIA Specification
Características Caractéristiques Technische Eigenschaften Características	Norma Norme Norm Norma	Especificação EN 14411 Grupo BI b-GL Especificação EN 14411 Grupo BI b-GL Spécification EN 14411 Groupe BI b-GL Hauseigene Norm EN 14411 Gruppe BI b-GL Especificación EN 14411 Grupo BI b-GL	ALELUIA Especificação Spécification Hauseigene Norm Especificación	Especificação EN 14411 Grupo BIII-GL Especificação EN 14411 Grupo BIII-GL Spécification EN 14411 Groupe BIII-GL Hauseigene Norm EN 14411 Gruppe BIII-GL Especificación EN 14411 Grupo BIII-GL	ALELUIA Especificação Spécification Hauseigene Norm Especificación
Resistance to Abrasion Resistência à Abrasão . Résistance à l'Abrasion Abriebfestigkeit . Resistencia a la Abrasion	EN ISO 10545-7	I to V I a V . I a V I bis V . I a V		I to V (2) I a V (2) . I a V (2) I bis V (2) . I a V (2)	-
Frost Resistance Resistência ao Gelo . Résistance au Gel Frostbeständigkeit . Resistencia al Hielo	EN ISO 10545-12	Resistant Resistente . Résistant Beständig . Resistente		Resistant Resistente . Résistant Beständig . Resistente	- (6)
Resistance to Slipping Resistência ao Escorregamento Résistance au Glissement Rutschhemmung Resistencia al Deslizamiento	DIN 51130	Test Available Ensaio Disponível Essai Disponible Testbericht Verfügbar Ensayo Disponible		Product to Product Produito a Produito Produit a Produit Je nach Produkt Producto a Producto	-
Resistance to Slipping Resistência ao Escorregamento Résistance au Glissement Rutschhemmung Resistencia al Deslizamiento	DIN 51097	Test Available Ensaio Disponível Essai Disponible Testbericht Verfügbar Ensayo Disponible		Product to Product Produito a Produito Produit a Produit Je nach Produkt Producto a Producto	-
Resistance to Slipping Resistência ao Escorregamento Résistance au Glissement Rutschhemmung Resistencia al Deslizamiento	UNE 41901 EX	Test Available Ensaio Disponível Essai Disponible Testbericht Verfügbar Ensayo Disponible		Product to Product Produito a Produito Produit a Produit Je nach Produkt Producto a Producto	-

- (B) Single Fired White Body Glazed Floor Tiles - EN14411 - Group BI b-GL (1st choice)**
- (C) Single Fired White Body Wall Tiles EN 14411 - Group BIII-GL (1st choice) - Applicable to edges ≥ 15 cm**
- (1) To be indicated by the producer - Product by Product**
- (1a) Acids and bases (low concentration)**
- (2) Depending on glass / colour**
- (3) Formats: 20x20; 45x45 cm**
- (4) Format: 20x20 cm**
- (5) Formats: 6.5x13; 6.7x14; 10x10; 13x13; 14x14; 13.5x15; 15x15; 8.6x26.2; 20x40; 20x50; 25X40; 26.7x41.6; 30x60; 30x90 cm**
- (6) Not applicable on wall tiles for interiors.**

- (B) Pavimentos Cerâmicos de Pasta Branca Monocozedura - EN14411 - Grupo BI b-GL (1ª escolha)
- (C) Revestimentos Cerâmicos de Pasta Branca Porosa - EN 14411 - Grupo BIII-GL (1ª escolha) - Aplicável a arestas ≥ 15 cm
- (1) A indiquer pelo produtor - Produto a Produto
- (1a) Ácidos e Bases (baixa concentração)
- (2) Consoante o vidro / cor
- (3) Formatos: 20x20; 45x45 cm
- (4) Formato: 20x20 cm
- (5) Formatos: 6.5x13; 6.7x14; 10x10; 13x13; 14x14; 13.5x15; 15x15; 8.6x26.2; 20x40; 20x50; 25X40; 26.7x41.6; 30x60; 30x90 cm
- (6) Não aplicável ao revestimento para interiores.

- (B) Carreaux Céramiques de Pâte Blanche Vitriqué en accord avec la EN 14411 - Groupe BI b-GL (1er choix)
- (C) Revêtement Céramique en Pâte Blanche Classifié en accord avec la EN 14411 - Groupe BIII-GL (1er choix) - Applicable à des côtés ≥ 15 cm
- (1) A indiquer par le Producteur- Produit par Produit
- (1a) Acides et Bases (Faible concentration)
- (2) Selon le verre / la couleur
- (3) Formats: 20x20; 45x45 cm
- (4) Format: 20x20 cm
- (5) Formats: 6.5x13; 6.7x14; 10x10; 13x13; 14x14; 13.5x15; 15x15; 8.6x26.2; 20x40; 20x50; 25X40; 26.7x41.6; 30x60; 30x90 cm
- (6) Ne s'applique pas aux revêtements pour l'intérieur.

- (B) Keramische Fliesen aus weißen Scherben glasiert entsprechend EN14411 - Gruppe BI b-GL (1.Wahl)
- (C) Keramische Wandfliesen aus weißen Scherben entsprechend EN14411 - Gruppe BIII-GL (1.Wahl) - Anwendbar auf Kanten ≥ 15 cm
- (1) Wie vom Hersteller produktbezogen anzugeben
- (1a) Säuren und Laugen (Niedrige Konzentration)
- (2) Je nach Glas / Farbe
- (3) Formate: 20x20; 45x45 cm
- (4) Formate: 20x20 cm
- (5) Formate: 6.5x13; 6.7x14; 10x10; 13x13; 14x14; 13.5x15; 15x15; 8.6x26.2; 20x40; 20x50; 25X40; 26.7x41.6; 30x60; 30x90 cm
- (6) Nicht anwendbar auf Beschichtung für Innerräume.

- (B) Pavimentos Cerâmicos de Pasta Blanca en monocozedura - EN14411 - Grupo BI b-GL (1ª Calidad)
- (C) Revestimientos Cerâmicos de Pasta Blanca Porosa - EN14411 - Grupo BIII-GL (1ª calidad) - Aplicable a bordes ≥ 15 cm
- (1) A especificar por el fabricante - Producto a Producto
- (1a) Ácidos y bases (baja concentración)
- (2) Dependiendo del vidrio / color
- (3) Formatos: 20x20; 45x45 cm
- (4) Formato: 20x20 cm
- (5) Formatos: 6.5x13; 6.7x14; 10x10; 13x13; 14x14; 13.5x15; 15x15; 8.6x26.2; 20x40; 20x50; 25X40; 26.7x41.6; 30x60; 30x90 cm
- (6) No aplicable a los revestimientos interiores.

In areas where there is risk of slipping, the application of **ALELUIA CERAMICS series anti-slip material with structured surfaces significantly reduces the risk.**
The indicators used for slip measurement are briefly described below:

R – The tilt angle reached during the slip resistance test.
Classification according to DIN 51130.

A, B, C – Indicators of slip resistance in wet areas where people walk barefoot (C = maximum slip foreseen).
Classification according to DIN 51097.

1, 2, 3 – Classification of the slip resistance value (RH) according to the Pendulum Method.
Classification according to UNE 41901 EX.

Dort wo Ausrutschgefahr besteht, reduziert das Auftragen von Antirutschmittel der Serie ALELUIA CERAMICS auf Strukturoberflächen bedeutend das Risiko.
Die benutzte Indikatoren der Rutschmessung sind unten kurz beschrieben:

R – Neigungswinkel während des Tests für die Auslaufbeständigkeit.
Klassifizierung gemäss der Norm DIN 51130.

A, B, C – Beständigkeitsindikatoren für das Ausrutschen in nassfeuchten Abschnitten, in denen barfuss gegangen wird (C = Höchstwert für eingepflantes Ausrutschen).
Klassifizierung gemäss der Norm DIN 51097.

1, 2, 3 – Klassifizierung für den Wert der Ausrutschbeständigkeit (RH) gemäss der Pendelmethode.
Klassifizierung nach der Norm UNE 41901 EX.

Em zonas de risco de escorregamento, a aplicação de material antiderrapante das séries ALELUIA CERAMICS com superfícies estruturadas reduzem significativamente o risco.
De seguida apresentamos sumariamente os indicadores usados na medida do escorregamento:

R – O ângulo de inclinação atingido durante o teste de resistência ao escorregamento.
Classificação segundo a norma DIN 51130.

A, B, C – Indicadores de resistência ao escorregamento em zonas molhadas onde se anda descalço (C= máximo de escorregamento previsto).
Classificação segundo a norma DIN 51097.

1, 2, 3 – Classificação do valor da resistência ao deslizamento (RH) segundo o Método do Pêndulo.
Classificação segundo a norma UNE 41901 EX.

En las zonas de riesgo de deslizamiento, la aplicación de material antideslizante de las series ALELUIA CERAMICS con superficies estructuradas reduce significativamente el riesgo.
A continuación presentamos sumariamente los indicadores usados en la medida del deslizamiento:

R – El ángulo de inclinación alcanzado durante la prueba de resistencia al deslizamiento.
Clasificación según la norma DIN 51130.

A, B, C – Indicadores de resistencia al deslizamiento en zonas húmedas donde se camina descalzo (C= máximo de deslizamiento establecido).
Clasificación según la norma DIN 51097.

1, 2, 3 – Clasificación del valor de la resistencia al deslizamiento (RH) según el método del péndulo.
Clasificación según la norma UNE 41901 EX.

Dans les zones où il y a le risque de glissement, l'application du matériel antidérapant des séries ALELUIA CERAMICS avec des surfaces structurées réduit substantiellement le risque.
Ensuite on présente brièvement les indicateurs utilisés dans la mesure du glissement:

R – L'angle d'inclinaison atteint pendant le teste de résistance au glissement.
Classification selon la norme DIN 51130.

A, B, C – Indicateurs de la résistance au glissement dans les zones mouillées où les personnes se déplacent aux pieds nus (C= glissement maximal prévu).
Classification selon la norme DIN 51097.

1, 2, 3 – Classification de la valeur de la résistance au glissement (RH) selon la Méthode du pendule.
Classification selon la norme UNE 41901 EX.

DIN 51097 - INDICATORS OF SLIP RESISTANCE IN WET AREAS WHERE PEOPLE WALK BAREFOOT

INDICADORES DE RESISTÊNCIA AO ESCORREGAMENTO EM ZONAS MOLHADAS ONDE SE ANDE DESCALÇO . INDICATEURS DE RESISTANCE AU GLISSEMENT DANS LES ZONES MOUILLÉES OÙ LES PERSONNES SE DÉPLACENT AUX PIEDS NUS . ESTÄNDIGKEITSINDIKATOREN BEZÜGLICH AUSRUTSCHEN IN FEUCHTNASSEN ABSCHNITTEN, IN DENEN BARFUSS GEGANGEN WIRD
INDICADORES DE RESISTENCIA AL DESLIZAMIENTO EN ZONAS HÚMEDAS DONDE SE CAMINA DESCALZO

			
Tilt Angle Ângulo de Inclinação . Angle d'inclinaison Neigungswinkel . Ángulo de inclinación	≥12°	≥18°	≥24°
Class Classe . Classe Klasse . Clase	A	A+B	A+B+C

Anti-slip floors are advantageous for all the areas where people walk barefoot and there is risk of slipping. Thus:

Category A:
Anti-slip performance (≥12)
- Areas where people walk barefoot (considerably dry)
- Dressing for individual and group

Category A+B:
Anti-slip performance (≥18)
- Bathrooms
- Areas surrounding swimming pools
- Bottom of shallow swimming pools
- Children's swimming pools

Category A+B+C:
Anti-slip performance (≥24)
- Crossing area in swimming pools
- Tilted edges of swimming pools

Os pavimentos antiderrapantes são vantajosos para todas as áreas onde se anda descalço e haja perigo de escorregamento. Sendo assim:

Categoria A:
Desempenho do antiderrapante (≥12°)
- Zonas onde se anda descalço (consideravelmente secos)
- Vestiários individuais e de grupo

Categoria A+B:
Desempenho do antiderrapante (≥18°)
- Casas de banho
- Áreas circundantes de piscinas
- Fundo de piscinas pouco profundas
- Piscinas de crianças

Categoria A+B+C:
Desempenho do antiderrapante (≥24°)
- Zona de passagem em piscinas
- Limites inclinados de piscinas

Les sols antidérapants sont plus appropriés pour les zones où les personnes se déplacent aux pieds nus ou où il y a le danger de glissement. Donc:

Catégorie A:
Performance de l'antidérapant (≥12°)
- Zones où les personnes se déplacent aux pieds nus (considérablement secs)
- Vestiaires individuels ou de groupe

Catégorie A+B:
Performance de l'antidérapant (≥18°)
- Salles de bains
- Zones entourant les piscines
- Fond des piscines peu profondes
- Piscines pour les enfants

Catégorie A+B+C:
Performance de l'antidérapant (≥24°)
- Zone de passage des piscines
- Limites inclinés des piscines

Beständigkeitsangaben für Ausrutschen an nassen Durchgangsstellen, auf denen barfuss gegangen wird:

Kategorie A:
Leistung des Antirutschmittels (≥12°)
- Bereiche, in denen barfuss gegangen wird (verhältnismässig trocken)
- Einzel- und Gruppenumkleiden

Kategorie A+B:
Leistung des Antirutschmittels (≥18°)
- Toiletten
- an die Schwimmbäder angrenzende Umgebungsflächen
- Tiefe bei wenig tiefen Schwimmbädern
- Kinderbecken


Kategorie A+B+C:
Leistung des Antirutschmittels (≥24°)
- Durchgangsbereiche in Schwimmbädern
- Neigungsbegrenzung von Schwimmbädern





Los pavimentos antideslizantes son ventajosos para todas las áreas donde se camina descalzo y existe el peligro de deslizamiento. Por lo tanto:





Categoría A:
El desempeño del antideslizante (≥12°)
-Zona donde se camina descalzo (considerablemente seco)
-Vestuarios individuales y de grupo

Categoría A+B:
El desempeño del antideslizante (≥18°)
-Cuartos de baño
-Áreas alrededor de piscinas
-Fondo de piscinas poco profundas
-Piscinas de niños

Categoría A+B+C:
El desempeño del antideslizante (≥24°)
-Zona de paso en piscinas
-Limites de inclinación de piscinas



DIN 51130 - SLIP RESISTANCE				
RESISTÊNCIA AO ESCORREGAMENTO . RESISTANCE AU GLISSEMENT . RUTSCHHEMMUNG . RESISTENCIA AL DESLIZAMIENTO				
				
Tilt Angle Ângulo de Inclinação . Angle d'inclinaison Neigungswinkel . Ángulo de inclinación	>6,1°-10°	>10°-19°	>19°-27°	>27°-35°
Static Friction Atrito Estático . Frottement Statique Statische Reibung . Fricción Estática	Low Baixo . Bas Niedrige . Bajo	Normal Normal . Normal Normale . Normal	Greater Maior . Majeur Grössere . Mayor	High Elevado . Élevé Erhöhte . Alta
Class Classe . Classe Klasse . clase	R9	R10	R11	R12

RUN-OFF VOLUME				
VOLUME DE ESCOAMENTO . VOLUME D'ÉCOULEMENT . ABFLUSSMENGE . CAUDAL VOLUMÉTRICO				
				
cm³ / dm² 4	cm³ / dm² 6	cm³ / dm² 8	cm³ / dm² 10	
Class Classe . Classe Klasse . Clase	V4	V6	V8	V10
	Crossing Area Superficie de Passagem / Surface de Passage / Durchgangsoberfläche / Superficie de Pasaje Collecting Area Espaço de Recolha / Espace de Recueil / Sammelraum / Espacio de Recogida Drainage Level Nivel de Drenagem / Niveau de Drainage / Drainagehöhe / Nivel de Drenaje			
	V4 4cm³ / dm²	V6 6cm³ / dm²	V8 8cm³ / dm²	V10 10cm³ / dm²

UNE 41901 EX - PENDULUM METHOD MÉTODO DO PÉNDULO . MÉTHODE DU PENDULE . PENDELMETHODE . MÉTODO DEL PÉNDULO			
Resistance to Slip RD (Read Value) Resistência ao Deslizamento RD (Valor Lido) Résistance au glissement RD (Valeur Lue) Ausrutschbeständigkeit RD (Gelesener Wert) Resistencia al Deslizamiento RD (Valor Lido)			
	15 < RD ≤ 35	35 < RD ≤ 45	RD > 45
Application Aplicação Application Anwendung Aplicación	Considerably dry internal areas. Zonas interiores consideravelmente secas. Zones à l'intérieur considérablement sèches. Relativ trockene Bereiche. Zonas interiores muy secas.	Wet internal areas. Zonas interiores húmidas. Zones humides à l'intérieur. Feuchte Innenbereiche. Zonas interiores húmedas.	Industrial areas where there are oils and lubricants and external areas of swimming pools. Zonas industriais onde existam gorduras e lubrificantes e zonas externas de piscinas. Zones industrielles où il y a des graisses et des lubrifiants et zones extérieures des piscines. Industriebereiche, in denen es Fette und Schmiermittel gibt und Schwimmbadaussenbereiche. Zonas industriales donde hay grasas y lubricantes y zonas exteriores de piscinas.
Class Classe . Classe Classe . Classe	1	2	3

Determines the slip resistance coefficients of the pendulum tipping over the surface to be tested, and evaluated according to UNE 41901 EX.

The classification of floor tiles derives from the sliding resistance value, which determines their class and, hence, position. This test is always conducted in both directions of the ceramic tile.

Legt die Beständigkeitskoeffizienten beim Ausrutschen des über der Testfläche hin und her schwingenden Pendels fest. Die Bewertung erfolgt nach der Norm UNE 41901 EX.

Die Klassifizierung des Bodens folgt nach dem Beständigkeitswert für Ausrutschen. Dieser Wert legt die Klasse fest und die Stelle. Der Test erfolgt stets in den beiden Richtungen des Keramikteils.

Determina os coeficientes de resistência ao deslizamento do pêndulo em basculamento sobre a superfície a testar. É avaliado segundo a norma UNE 41901 EX.

A classificação do pavimento resulta do valor da resistência ao deslizamento, que determina a classe do mesmo e assim a sua localização. Este teste é feito sempre nos dois sentidos da peça cerâmica.

Determina los coeficientes de resistencia al deslizamiento del péndulo en inclinación sobre la superficie a ensayar. Se evalúa según la norma UNE 41901 EX.

La clasificación del pavimento resulta del valor de resistencia al deslizamiento, que determina la clase y su localización. Esta prueba se hace siempre en las dos vías de la pieza cerámica.

Détermine les coefficients de résistance au glissement du pendule en basculement sur la surface à tester et il est évalué selon la norme UNE 41901 EX.

La classification du sol résulte de la valeur de la résistance au glissement, qui détermine la classe du sol et donc sa localisation. Ce teste est effectué toujours dans les deux directions de la pièce céramique.

BS 7976 - PENDULUM METHOD MÉTODO DO PÉNDULO . MÉTHODE DU PENDULE . PENDELMETHODE . MÉTODO DEL PÉNDULO		
PTV Pendulum Test Value	Slip Potential Risk . Risco . Risque . Riesgo	
0-24	High potential for slipping. Elevado potencial de escorregamento. / Fort potentiel de glissement. / Erhöhtes Rutschrisiko. / Alto potencial de deslizamiento.	
25-35	Moderate potential for slipping. Potencial de escorregamento moderado. / Potentiel de glissement modéré. / Mäßiges Rutschrisiko. / Potencial de deslizamiento moderado.	
≥ 36	Low potential for slipping. Baixo potencial de escorregamento. / Bas potentiel de glissement. / Niedriges Rutschrisiko. / Potencial de deslizamiento bajo.	

AS 4586 - WET PENDULUM TEST MÉTODO DO PÉNDULO . MÉTHODE DU PENDULE . PENDELMETHODE . MÉTODO DEL PÉNDULO		
Class Classe . Classe Classe . Classe	Pendulum SRV (Slider 96)	Slip Potential Risk . Risco . Risque . Riesgo
P5	> 54	Low potential for slipping. Baixo potencial de escorregamento. / Bas potentiel de glissement. / Niedriges Rutschrisiko. / Potencial de deslizamiento bajo.
P4	45-54	Low potential for slipping. Baixo potencial de escorregamento. / Bas potentiel de glissement. / Niedriges Rutschrisiko. / Potencial de deslizamiento bajo.
P3	35-44	Low potential for slipping. Baixo potencial de escorregamento. / Bas potentiel de glissement. / Niedriges Rutschrisiko. / Potencial de deslizamiento bajo.
P2	25-34	Moderate potential for slipping. Potencial de escorregamento moderado. / Potentiel de glissement modéré. / Mäßiges Rutschrisiko. / Potencial de deslizamiento moderado.
P1	12-24	High potential for slipping. Elevado potencial de escorregamento. / Fort potentiel de glissement. / Erhöhtes Rutschrisiko. / Alto potencial de deslizamiento.
P0	<12	High potential for slipping. Elevado potencial de escorregamento. / Fort potentiel de glissement. / Erhöhtes Rutschrisiko. / Alto potencial de deslizamiento.

Page	Series Série . Série Serie . Serie	Finish Acabamento . Finition Oberflächen . Acabado	DIN 51130	DIN 51097	UNE 41901 EX (TRL)	BS 7976 (PTV 45)
80	ALPE	Matte	R9	A	Class 1	
176	AUREA	Natural	R10	A+B (60x120/90x90) A (60x60)	Class 2 (60x60)	PTV ≥ 36
		Anti-Slip	R11	A+B	Class 3	PTV ≥ 36
42	BACKSTAGE	Natural	R10		Class 2	PTV ≥ 36
		Anti-Slip	R11	A+B+C	Class 3	PTV ≥ 36
256	BALANCE	Natural	R10	A+B	Class 1	PTV ≥ 36
124	BOSCO	Natural	R9 (20x120 ret.) R10	A (20x120 ret.)	Class 1 (20x120 ret.)	
		Anti-Slip	R11	A+B A+B+C (20x120 ret.)	Class 3 (20x120 ret.)	PTV ≥ 36
54	BOULEVARD	Natural	R9	A	Class 1	
		Anti-Slip	R11	A+B	Class 2	PTV ≥ 36
62	CONCRETE	Natural	R10		Class 1	
356	DANDY	Natural	R10	A	Class 3	PTV ≥ 36
134	DECK	Natural	R11	A+B+C		
380	DETROIT	Cl	R10	A	Class 2	PTV ≥ 36
396	EBRO	Soft AS	R11	A+B+C	Class 3	PTV ≥ 36
426	ESSENCE	Natural	R10	A A+B (Branco)	Class 1	
234	ETERNAL STONE	Matte	R9	A	Class 1	
		Natural	R10	A+B		PTV ≥ 36
28	FLOW	Anti-Slip	R11	A+B	Class 3	PTV ≥ 36
		Anti-Slip	R11		Class 2	PTV ≥ 36
286	GRANIT	Anti-Slip	R11	A+B+C	Class 3	PTV ≥ 36
468	INDUSTRIAL	Natural	R9		Class 1	
		Cl	R10	A	Class 2	PTV ≥ 36
		Anti-Slip	R11	A+B	Class 3	PTV ≥ 36
		Textured Cl	R12	A+B	Class 3	PTV ≥ 36
476	KERABRILLE	Natural	R10-V6	A+B+C	Class 3	PTV ≥ 36
		Cl	R10-V10	A	Class 2	PTV ≥ 36
414	KLINK	Natural	R10	A+B	Class 3	
50	KOMPACT	Natural	R9		Class 1	
		Anti-Slip	R11		Class 2	PTV ≥ 36
388	LUNA	Natural	R10	A	Class 2	PTV ≥ 36
		Anti-Slip	R12	A+B+C	Class 3	PTV ≥ 36
186	MAGMA	Natural	R10	A+B	Class 2	PTV ≥ 36
		Anti-Slip	R11	A+B+C	Class 3	PTV ≥ 36
18	MIDTOWN	Natural	R10 (60x120/90x90) R9 (60x60/45x45)	A+B (60x120/90x90) A (60x60/45x45)	Class 1 (60x60/45x45)	PTV ≥ 36 (60x120/90x90)
		Anti-Slip	R11	A+B+C	Class 3	PTV ≥ 36
156	MUSE	Natural	R10	A+B	Class 1	PTV ≥ 36
266	MUSTANG SLATE	Natural	R10	A+B	Class 1	
168	NATURA KALACATA	Natural	R10		Class 2	
118	NOBLE	Natural	R9	A	Class 1	
		Anti-Slip	R11	A+B	Class 2	PTV ≥ 36
100	NOGAL	Natural	R9	A		
		Anti-Slip	R11	A+B	Class 3	PTV ≥ 36
110	OSLO	Natural	R9	A	Class 1	
		Anti-Slip	R11	A+B	Class 2	PTV ≥ 36
222	PIAZEN	Natural	R10	A+B	Class 1	PTV ≥ 36
		Bush-Hammered	R11	A+B+C		
198	PURE TRAVERTINE	Matte	R10	A	Class 1	
		Natural	R9	A+B	Class 2	PTV ≥ 36
408	SALT	Anti-Slip	R11	A+B+C	Class 3	PTV ≥ 36
		Natural	R10	A+B	Class 3	
208	STONE AGE	Natural	R10	A+B	Class 2	PTV ≥ 36
		Anti-Slip	R11	A+B+C	Class 3	PTV ≥ 36
70	STUDIO	Natural	R9			
		Matte	R10	A		
458	TECHNICAL	Natural	R9		Class 1	
		Cl	R10	A	Class 2	PTV ≥ 36
		Anti-Slip	R11	A+B	Class 3	PTV ≥ 36
		Textured Cl	R12	A+B	Class 3	PTV ≥ 36
420	TERRA 1.4	Drainage Textured	R12-V6	A+B+C	Class 3	PTV ≥ 36
		Anti-Slip	R11	A+B	Class 3	PTV ≥ 36
88	TOUCH	Matte	R10	A	Class 2	
246	URBAN STONE	Natural	R10	A	Class 1	PTV ≥ 36
		Anti-Slip	R11	A+B+C	Class 3	PTV ≥ 36
402	X-TREME	Natural	R10		Class 2	PTV ≥ 36




Page	Series Série . Série Serie . Serie	Type of Product Tipologia de Produto . Type de Produit Produkttyp . Tipo de Producto	Sizes Formatos . Formatos Format . Formatos	Finish Acabamento . Finition Oberflächen . Acabado	Colour / Ref Cor/Ref . Couleur/Ref Farbe/Ref . Color/Ref		
80	ALPE	Wall Tiles	30x60x0.85 cm	Matte	White R850 WallPE3C2		
					Grey R851 WallPE3C2		
					Anthracite R852 WallPE3C2		
					Decor Hidra Grey R858 WallPE3C2		
					White 3156 WallPE3C2		
					Grey 3157 WallPE3C2		
	26.7x41.6x0.77 cm				Matte	Anthracite 3158 WallPE3C2	
						Decor Hidra Grey 3159 WallPE3C2	
						Beige R3717 WallPE3C2	
						Silver R3718 WallPE3C2	
						Grey R3719 WallPE3C2	
						Ceppo di Gre R3722 WallPE3C2	
256	BALANCE	Wall Tiles	30x60x0.85 cm	Matte	Cubic Beige R3723 WallPE3C2		
					Cubic Silver R3724 WallPE3C2		
					Cubic Grey R3725 WallPE3C2		
					Muretto Beige R3726 WallPE3C2		
					Muretto Silver R3727 WallPE3C2		
					Muretto Grey R3728 WallPE3C2		
					Light P3080 WallPE3C2		
					Greige P3081 WallPE3C2		
					Grey P3082 WallPE3C2		
					Dark P3083 WallPE3C2		
					Prisma Branco R3831R WallPE3C2		
					Blocks Branco R3833R WallPE3C2		
Prisma Branco R3832R WallPE3C2							
Blocks Branco R3834R WallPE3C2							
Branco R826 WallPE3C2							
Prisma Branco R3831 WallPE3C2							
Blocks Branco R3833 WallPE3C2							
Branco R827 WallPE3C2							
54	BOULEVARD	Porcelain Tiles	30x60x0.85 cm	Natural	Prisma Branco R3832 WallPE3C2		
					Blocks Branco R3834 WallPE3C2		
					Branco R826 WallPE3C2		
					Prisma Branco R3831 WallPE3C2		
					Blocks Branco R3833 WallPE3C2		
					Branco R827 WallPE3C2		
					Prisma Branco R3832 WallPE3C2		
					Blocks Branco R3834 WallPE3C2		
					Branco R826 WallPE3C2		
					Prisma Branco R3831 WallPE3C2		
					Blocks Branco R3833 WallPE3C2		
					Branco R827 WallPE3C2		
368	BRANCOS	Wall Tiles	30x60x0.85 cm	Glossy	Branco R614 WallPE3C2		
					Branco R615 WallPE3C2		
					White R3811 WallPE3C2		
					Beige R3812 WallPE3C2		
					Grey R3813 WallPE3C2		
					Talisman White R3814 WallPE3C2		
					Talisman Beige R3815 WallPE3C2		
					Talisman Grey R3816 WallPE3C2		
					White R2751 WallPE3C2		
					Beige R2752 WallPE3C2		
					Grey R2753 WallPE3C2		
					Talisman White R2754 WallPE3C2		
234	ETERNAL STONE	Wall Tiles	30x60x0.85 cm	Matte	Talisman Beige R2755 WallPE3C2		
					Talisman Grey R2756 WallPE3C2		
					Cloud White R3741 WallPE3C2		
					Leather Greige R3742 WallPE3C2		
					Luna Grey R3743 WallPE3C2		
					Charcoal Black R3744 WallPE3C2		
					Blush Red R3745 WallPE3C2		
					Olive Green R3746 WallPE3C2		
					Colonial Blue R3747 WallPE3C2		
					Brick Blush Red R3751 WallPE3C2		
					Brick Olive Green R3752 WallPE3C2		
					Brick Colonial Blue R3753 WallPE3C2		
346	LIV'IN	Wall Tiles	26.7x41.6x0.77 cm	Matte	Cloud White R2731 WallPE3C2		
					Leather Greige R2732 WallPE3C2		
					Luna Grey R2733 WallPE3C2		
					Charcoal Black R2734 WallPE3C2		
					Blush Red R2735 WallPE3C2		
					Olive Green R2736 WallPE3C2		
					Colonial Blue R2737 WallPE3C2		
					Brick Blush Red R2741 WallPE3C2		
					Brick Olive Green R2742 WallPE3C2		
					Brick Colonial Blue R2743 WallPE3C2		

Page	Series Série . Série Serie . Serie	Type of Product Tipologia de Produto . Type de Produit Produkttyp . Tipo de Producto	Sizes Formatos . Formatos Format . Formatos	Finish Acabamento . Finition Oberflächen . Acabado	Colour / Ref Cor/Ref . Couleur/Ref Farbe/Ref . Color/Ref		
186	MAGMA	Wall Tiles	29.5x59.2x0.85 cm ret.	Matte	Sand R3826R WallPE3C2		
					Light Grey R3827R WallPE3C2		
					Clay R3828R WallPE3C2		
					Grey R3829R WallPE3C2		
					Blocks Sand R3836R WallPE3C2		
					Blocks Light Grey R3837R WallPE3C2		
					Blocks Clay R3838R WallPE3C2		
					Blocks Grey R3839R WallPE3C2		
					Sand R3826 WallPE3C2		
					Light Grey R3827 WallPE3C2		
					Clay R3828 WallPE3C2		
					Grey R3829 WallPE3C2		
Blocks Sand R3836 WallPE3C2							
156	MUSE	Wall Tiles	30x60x0.85 cm	Satin	Blocks Light Grey R3837 WallPE3C2		
					Blocks Clay R3838 WallPE3C2		
					Blocks Grey R3839 WallPE3C2		
					White R3776 WallPE3C2		
					Ivory R3777 WallPE3C2		
					Grey R3778 WallPE3C2		
					Coal R3779 WallPE3C2		
					Prisma White R3781 WallPE3C2		
					Prisma Ivory R3782 WallPE3C2		
					Prisma Grey R3783 WallPE3C2		
					Prisma Coal R3784 WallPE3C2		
					Light Grey P3040R WallPE3C2		
266	MUSTANG SLATE	Porcelain Tiles	29.5x59.2x0.85 cm ret.	Natural	White P3043R WallPE3C2		
					Light Grey P3040 WallPE3C2		
					White P3043 WallPE3C2		
					Blocks Blonde Grey R3841R WallPE3C2		
					Blocks Tortora R3842R WallPE3C2		
					Blocks Coffee R3843R WallPE3C2		
					Blocks Honey R3844R WallPE3C2		
					Blocks Blonde Grey R3841 WallPE3C2		
					Blocks Tortora R3842 WallPE3C2		
					Blocks Coffee R3843 WallPE3C2		
					Blocks Honey R3844 WallPE3C2		
					Beige R845 WallPE3C2		
100	NOGAL	Wall Tiles	30x60x0.85 cm	Matte	Grey R846 WallPE3C2		
					Pearl R3656 WallPE3C2		
					Ivory R3657 WallPE3C2		
					Oyster R3658 WallPE3C2		
					Ash R3659 WallPE3C2		
					Cubic Pearl R3661 WallPE3C2		
					Cubic Ivory R3662 WallPE3C2		
					Cubic Oyster R3663 WallPE3C2		
					Cubic Ash R3664 WallPE3C2		
					Ivory R3801 WallPE3C2		
					Beige R3802 WallPE3C2		
					Grey R3803 WallPE3C2		
Ivory R3804 WallPE3C2							
284	OCEAN	Wall Tiles	30x60x0.85 cm	Matte	Beige R845 WallPE3C2		
					Grey R846 WallPE3C2		
					Pearl R3656 WallPE3C2		
					Ivory R3657 WallPE3C2		
					Oyster R3658 WallPE3C2		
					Ash R3659 WallPE3C2		
					Cubic Pearl R3661 WallPE3C2		
					Cubic Ivory R3662 WallPE3C2		
					Cubic Oyster R3663 WallPE3C2		
					Cubic Ash R3664 WallPE3C2		
					Ivory R3801 WallPE3C2		
					Beige R3802 WallPE3C2		
222	PIAZEN	Wall Tiles	30x60x0.85 cm	Matte	Grey R3803 WallPE3C2		
					Ivory R3804 WallPE3C2		
					Beige R3805 WallPE3C2		
					Grey R3806 WallPE3C2		
					Groove Ivory R3807 WallPE3C2		
					Groove Beige R3808 WallPE3C2		
					Groove Grey R3809 WallPE3C2		
					Shell R3003 WallPE3C2		
					Sand R3005 WallPE3C2		
					Moonlight R3006 WallPE3C2		
					Carved Shell R3009 WallPE3C2		
					Carved Sand R3007 WallPE3C2		
240	ROCK	Wall Tiles	26.7x41.6x0.77 cm	Matte	Carved Moonlight R3008 WallPE3C2		
					Shell R2705 WallPE3C2		
					Sand R2704 WallPE3C2		
					Moonlight R2703 WallPE3C2		
					Carved Shell R2707 WallPE3C2		
					Carved Sand R2709 WallPE3C2		
					Carved Moonlight R2711 WallPE3C2		

Page	Series Série . Série Serie. Serie	Type of Product Tipologia de Produto . Type de Produit Produkttyp . Tipo de Producto	Sizes Formatos . Formats Format . Formatos	Finish Acabamento . Finition Oberflächen . Acabado	Colour / Ref Cor/Ref . Couleur/Ref Farbe/Ref . Color/Ref	WalIPEC						
208	STONE AGE	Wall Tiles	30x60x0.85 cm	Satin	White	R3785	WalIPEC2					
					Greige	R3786	WalIPEC2					
					Grey	R3787	WalIPEC2					
					Anthracite	R3788	WalIPEC2					
					Sawn White	R3791	WalIPEC2					
					Sawn Greige	R3792	WalIPEC2					
					Sawn Grey	R3793	WalIPEC2					
				Glossy	Sawn Anthracite	R3794	WalIPEC2					
					White	R3795	WalIPEC2					
					Greige	R3796	WalIPEC2					
					Grey	R3797	WalIPEC2					
					Anthracite	R3798	WalIPEC2					
					White	R3771	WalIPEC2					
					Beige	R3772	WalIPEC2					
70	STUDIO	Wall Tiles	30x60x0.85 cm	Matte	Grey	R3773	WalIPEC2					
					Anthracite	R3774	WalIPEC2					
					Decor Geo	R3775	WalIPEC2					
					Prisma	R3819	WalIPEC2					
					White	R2745	WalIPEC2					
					Beige	R2746	WalIPEC2					
					Grey	R2747	WalIPEC2					
			26.7x41.6x0.77 cm	Matte	Anthracite	R2748	WalIPEC2					
					Decor Geo	R2749	WalIPEC2					
					Light	R3674	WalIPEC2					
					Light Beige	R3675	WalIPEC2					
					Light Grey	R3676	WalIPEC2					
					Brick Light	R3677	WalIPEC2					
					Brick Light Beige	R3678	WalIPEC2					
88	TOUCH	Wall Tiles	30x60x0.85 cm	Matte	Brick Light Grey	R3679	WalIPEC2					
					Light	R2712	WalIPEC2					
					Light Beige	R2713	WalIPEC2					
					Light Grey	R2714	WalIPEC2					
					Brick Light	R2715	WalIPEC2					
					Brick Light Beige	R2716	WalIPEC2					
					Brick Light Grey	R2717	WalIPEC2					
			26.7x41.6x0.77 cm	Matte	Greige	P3091	WalIPEC2					
					Grey	P3092	WalIPEC2					
					246	URBAN STONE	Porcelain Tiles	30x60x0.85 cm	Natural			



Page	Series Série . Série Serie . Serie	Type of Product Tipologia de Produto . Type de Produit Produkttyp . Tipo de Producto	Sizes Formatos . Formats Format . Formatos	Finish Acabamento . Finition Oberflächen . Acabado	Colour / Ref Cor/Ref . Couleur/Ref Farbe/Ref . Color/Ref							
80	ALPE	Glazed Floor Tiles	45x45x0.85 cm	Matte	White C450 U3 P3 E3 C2							
					Grey C451 U3 P3 E3 C2							
					Anthracite C452 U2S P3 E3 C2							
42	BACKSTAGE	Porcelain Tiles	60x60x1 cm	Natural	White P6120 U4 P4 E3 C2							
					Grey P6121 U4 P4 E3 C2							
					Dark Grey P6122 U3 P3 E3 C2							
					Green P6123 U3 P3 E3 C2							
					Blue P6124 U3 P3 E3 C2							
256	BALANCE	Porcelain Tiles	60x60x1 cm	Natural	Beige P6091 U4 P4 E3 C2							
					Silver P6092 U4 P4 E3 C2							
					Grey P6093 U4 P4 E3 C2							
					Ceppo di Gre P6094 U4 P4 E3 C2							
					Light P6095 U4 P4 E3 C2							
			60x60x1 cm	Natural	Greige P6096 U4 P4 E3 C2							
					Grey P6097 U4 P4 E3 C2							
					Dark P6098 U4 P4 E3 C2							
					Light PE020 U4 P4 E3 C2							
					Greige PE021 U4 P4 E3 C2							
54	BOULEVARD	Porcelain Tiles	45x45x0.85 cm	Natural	Grey PE022 U4 P4 E3 C2							
					Dark PE023 U4 P4 E3 C2							
					Light P3080 U4 P3 E3 C2							
					Greige P3081 U4 P3 E3 C2							
					Grey P3082 U4 P3 E3 C2							
			30x60x0.85 cm	Natural	Dark P3083 U4 P3 E3 C2							
					Cream K6015R U4 P3 E3 C2							
					Light Grey K6016R U4 P3 E3 C2							
					Dark Grey K6017R U4 P3 E3 C2							
					Cream K6015RC U4 P3 E3 C2							
396	EBRO	Extruded Porcelain Tiles	59.2x59.2x0.8 cm ret.	Soft AS	Light Grey K6016RC U4 P3 E3 C2							
					Dark Grey K6017RC U4 P3 E3 C2							
					Cinza Claro 7020 U4 P4 E3 C2							
426	ESSENCE	Extruded Porcelain Tiles	59.2x59.2x1 cm ret.	Natural	Negro 7032 U4 P4 E3 C2							
					Form Cinza Claro 7320 U4 P4 E3 C2							
					Form Negro 7332 U4 P4 E3 C2							
					Cinza Claro 7020 U4 P3 E3 C2							
					Negro 7032 U4 P3 E3 C2							
234	ETERNAL STONE	Glazed Floor Tiles	45x45x0.85 cm	Matte	Form Cinza Claro 7320 U4 P3 E3 C2							
					Form Negro 7332 U4 P3 E3 C2							
					White C465 U3 P3 E3 C2							
					Beige C466 U3 P3 E3 C2							
					Grey C467 U3 P3 E3 C2							
					28		FLOW	Porcelain Tiles	59.2x59.2x1 cm ret. / 60x60x1 cm	Natural	Cloud Cement P6171R / P6171 U4 P4 E3 C2	
											Sand Cement P6172R / P6172 U4 P4 E3 C2	
											Ash Cement P6173R / P6173 U4 P4 E3 C2	
											Coal Cement P6174R / P6174 U3S P3 E3 C2	
											Cloud Stone P6175R / P6175 U4 P4 E3 C2	
30x60x0.85 cm	Natural	Sand Stone P6176R / P6176 U4 P4 E3 C2										
		Ash Stone P6177R / P6177 U4 P4 E3 C2										
		Coal Stone P6178R / P6178 U3S P3 E3 C2										
		Cloud Cement P3121 U4 P3 E3 C2										
		Sand Cement P3122 U4 P3 E3 C2										
45x45x0.85 cm	Natural	Ash Cement P3123 U4 P3 E3 C2										
		Coal Cement P3124 U3S P3 E3 C2										
		Cloud Stone P3125 U4 P3 E3 C2										
		Sand Stone P3126 U4 P3 E3 C2										
		Ash Stone P3127 U4 P3 E3 C2										
		Coal Stone P3128 U3S P3 E3 C2										
		Cloud Cement PE040 U4 P4 E3 C2										
		Sand Cement PE041 U4 P4 E3 C2										
		Ash Cement PE042 U4 P4 E3 C2										
		Coal Cement PE043 U3S P3 E3 C2										
96	FOCUS	Glazed Floor Tiles	45x45x0.85 cm	Natural	Cloud Stone PE044 U4 P4 E3 C2							
					Sand Stone PE045 U4 P4 E3 C2							
					Ash Stone PE046 U4 P4 E3 C2							
					Coal Stone PE047 U3S P3 E3 C2							
					Beige C400 U3 P3 E3 C2							
Grey C402 U3 P3 E3 C2												

Page	Series Série . Série Serie . Serie	Type of Product Tipologia de Produto . Type de Produit Produkttyp . Tipo de Producto	Sizes Formatos . Formats Format . Formatos	Finish Acabamento . Finition Oberflächen . Acabado	Colour / Ref Cor/Ref . Couleur/Ref Farbe/Ref . Color/Ref	
468	INDUSTRIAL	Extruded Porcelain Tiles	29.7x29.7x1.4 cm	Natural	Pérola K3071 U4 P4S E3 C2	
					Cinza Claro K3072 U4 P4S E3 C2	
					CI Pérola K3073 U4 P4S E3 C2	
					Cinza Claro K3074 U4 P4S E3 C2	
					Pérola K3061 U4 P4+ E3 C2	
			29.7x29.7x1.2 cm	Natural	Cinza Claro K3062 U4 P4+ E3 C2	
					CI Pérola K3063 U4 P4+ E3 C2	
					Cinza Claro K3064 U4 P4+ E3 C2	
					Pérola K3065 U4 P4+ E3 C2	
					Cinza Claro K3066 U4 P4+ E3 C2	
20x20x1.4 cm	KOMPACT	Porcelain Tiles	20x20x1.2 cm	Anti-Slip	Grey P6093 U4 P4 E3 C2	
					Pérola K3067 U4 P4+ E3 C2	
					Cinza Claro K3068 U4 P4+ E3 C2	
					Drainage Textured Pérola K3069 U4 P4+ E3 C2	
					Cinza Claro K3070 U4 P4+ E3 C2	
			20x20x1.2 cm	Natural	Pérola K2036 U4 P4S E3 C2	
					Cinza Claro K2037 U4 P4S E3 C2	
					CI Pérola K2038 U4 P4S E3 C2	
					Cinza Claro K2039 U4 P4S E3 C2	
					Pérola K2026 U4 P4+ E3 C2	
50	KREA	Glazed Floor Tiles	59.2x59.2x1 cm ret.	Natural	Cinza Claro K2027 U4 P4+ E3 C2	
					CI Pérola K2028 U4 P4+ E3 C2	
					Cinza Claro K2029 U4 P4+ E3 C2	
					Anti-Slip Pérola K2030 U4 P4+ E3 C2	
					Cinza Claro K2031 U4 P4+ E3 C2	
			60x60x1 cm	Natural	Textured CI Pérola K2032 U4 P4+ E3 C2	
					Cinza Claro K2033 U4 P4+ E3 C2	
					Drainage Textured Pérola K2034 U4 P4+ E3 C2	
					Cinza Claro K2035 U4 P4+ E3 C2	
					White PT84R U3 P3 E3 C2	
94	LUNA	Extruded Porcelain Tiles	59.2x59.2x0.8 cm ret.	Natural	Beige PT85R U3 P3 E3 C2	
					Grey PT87R U2S P3 E3 C2	
					White PT84 U3 P3 E3 C2	
					Beige PT85 U3 P3 E3 C2	
					Grey PT87 U2S P3 E3 C2	
388	MAGMA	Porcelain Tiles	29.5x59.2x0.8 cm ret.	Anti-Slip	White C415 U3 P3 E3 C2	
					Beige C416 U3 P3 E3 C2	
					Camel C417 U2S P3 E3 C2	
					Grey C418 U2S P3 E3 C2	
					Graphite C419 U2 P3 E3 C2	
			29.5x59.2x0.8 cm ret.	Natural	Black C420 U2 P3 E3 C2	
					Cream K6005R U4 P3 E3 C2	
					Light Grey K6006R U4 P3 E3 C2	
					Dark Grey K6007R U4 P3 E3 C2	
					Black K6008R U4 P3 E3 C2	
			29.5x59.2x0.8 cm ret.	Anti-Slip	Cream K6009R U4 P3 E3 C2	
					Light Grey K6010R U4 P3 E3 C2	
					Dark Grey K6011R U4 P3 E3 C2	
					Black K6012R U4 P3 E3 C2	
					Cream K6005RC U4 P3 E3 C2	
186	MAGMA	Porcelain Tiles	59.2x59.2x1 cm ret.	Natural	Light Grey K6006RC U4 P3 E3 C2	
					Dark Grey K6007RC U4 P3 E3 C2	
					Black K6008RC U4 P3 E3 C2	
					Cream K6009RC U4 P3 E3 C2	
					Light Grey K6010RC U4 P3 E3 C2	
			59.2x59.2x1 cm ret.	Anti-Slip	Dark Grey K6011RC U4 P3 E3 C2	
					Black K6012RC U4 P3 E3 C2	
					Sand P6200R U4 P4 E3 C2	
					Light Grey P6201R U4 P4 E3 C2	
					Clay P6202R U4 P4 E3 C2	
59.2x59.2x1 cm ret.	Anti-Slip	Grey P6203R U4 P4 E3 C2				
		Sand P6204R U4 P4 E3 C2				
		Light Grey P6205R U4 P4 E3 C2				
		Clay P6206R U4 P4 E3 C2				
		Grey P6207R U4 P4 E3 C2				

Page	Series Série . Série Serie. Serie	Type of Product Tipologia de Produto . Type de Produit Produkttyp . Tipo de Producto	Sizes Formatos . Formats Format . Formatos	Finish Acabamento . Finition Oberflächen . Acabado	Colour / Ref Cor/Ref . Couleur/Ref Farbe/Ref . Color/Ref	
186	MAGMA	Porcelain Tiles	60x60x1 cm	Natural	Sand P6200 U4 P4 E3 C2	
					Light Grey P6201 U4 P4 E3 C2	
					Clay P6202 U4 P4 E3 C2	
					Grey P6203 U4 P4 E3 C2	
					Sand P6204 U4 P4 E3 C2	
					Light Grey P6205 U4 P4 E3 C2	
				Anti-Slip	Clay P6206 U4 P4 E3 C2	
					Grey P6207 U4 P4 E3 C2	
					Sand PE050 U4 P4 E3 C2	
					Light Grey PE051 U4 P4 E3 C2	
					Clay PE052 U4 P4 E3 C2	
					Grey PE053 U4 P4 E3 C2	
156	MUSE	Porcelain Tiles	60x60x1 cm	Natural	White P6110 U3 P3 E3 C2	
					Ivory P6111 U3 P3 E3 C2	
					White P6114 U3 P3 E3 C2	
					Ivory P6115 U3 P3 E3 C2	
					Light Grey P6060R U25 P3 E3 C2	
					Light Grey P3040R U25 P3 E3 C2	
				Satin	Light Grey P3040 U25 P3 E3 C2	
					Kalacata C430 U3 P3 E3 C2	
					Kalacata Grey C431 U3 P3 E3 C2	
					Raffia P9114C2 U3 P3 E3 C2	
					Camel P9115C2 U35 P3 E3 C2	
					Brume P9116C2 U3 P3 E3 C2	
266	MUSTANG SLATE	Porcelain Tiles	60x60x1 cm	Natural	Tortora P9117C2 U3 P3 E3 C2	
					Raffia P9114C3 U3 P2 E3 C2	
					Camel P9115C3 U35 P2 E3 C2	
					Brume P9116C3 U3 P2 E3 C2	
					Tortora P9117C3 U3 P2 E3 C2	
					Blonde Grey P9184C2 U4 P3 E3 C2	
				Natural	Tortora P9185C2 U4 P3 E3 C2	
					Coffee P9186C2 U35 P3 E3 C2	
					Honey P9187C2 U4 P3 E3 C2	
					Blonde Grey P9188C2 U4 P3 E3 C2	
					Tortora P9189C2 U4 P3 E3 C2	
					Coffee P9190C2 U35 P3 E3 C2	
168	NATURA KALACATA	Glazed Floor Tiles	45x45x0.85 cm	Matte	Honey P9191C2 U4 P3 E3 C2	
					Blonde Grey P9184C3 U4 P2 E3 C2	
					Tortora P9185C3 U4 P2 E3 C2	
					Coffee P9186C3 U35 P2 E3 C2	
					Honey P9187C3 U4 P2 E3 C2	
					Blonde Grey P9188C3 U4 P2 E3 C2	
				Natural	Tortora P9189C3 U4 P2 E3 C2	
					Coffee P9190C3 U35 P2 E3 C2	
					Honey P9191C3 U4 P2 E3 C2	
					Vanilla P9128C2 U3 P3 E3 C2	
					Almond P9123C2 U3 P3 E3 C2	
					Ash P9124C2 U3 P3 E3 C2	
118	NOBLE	Porcelain Tiles	22.05x88.8x1 cm ret.	Natural	Vanilla P9128C3 U3 P2 E3 C2	
					Almond P9123C3 U3 P2 E3 C2	
					Ash P9124C3 U3 P2 E3 C2	
					Sand C421 U3 P3 E3 C2	
					Moonlight C422 U3 P3 E3 C2	
					Shell C423 U3 P3 E3 C2	
				Anti-Slip	White P6135R U35 P3 E3 C2	
					Greige P6136R U35 P3 E3 C2	
					Grey P6137R U35 P3 E3 C2	
					Anthracite P6138R U3 P3 E3 C2	
					White P6135 U35 P3 E3 C2	
					Greige P6136 U35 P3 E3 C2	
100	NOGAL	Porcelain Tiles	22.05x88.8x1 cm ret.	Natural	Grey P6137 U35 P3 E3 C2	
					Anthracite P6138 U3 P3 E3 C2	
					White P3106 U35 P3 E3 C2	
					Greige P3107 U35 P3 E3 C2	
					Grey P3108 U35 P3 E3 C2	
					Anthracite P3109 U3 P3 E3 C2	
				Anti-Slip	White P6135 U35 P3 E3 C2	
					Greige P6136 U35 P3 E3 C2	
					Grey P6137 U35 P3 E3 C2	
					Anthracite P6138 U3 P3 E3 C2	
					White P3106 U35 P3 E3 C2	
					Greige P3107 U35 P3 E3 C2	
240	ROCK	Glazed Floor Tiles	45x45x0.85 cm	Matte	Grey P6137R U35 P3 E3 C2	
					Anthracite P6138R U3 P3 E3 C2	
					White P6135 U35 P3 E3 C2	
					Greige P6136 U35 P3 E3 C2	
					Grey P6137 U35 P3 E3 C2	
					Anthracite P6138 U3 P3 E3 C2	
				Natural	White P3106 U35 P3 E3 C2	
					Greige P3107 U35 P3 E3 C2	
					Grey P3108 U35 P3 E3 C2	
					Anthracite P3109 U3 P3 E3 C2	
					White P6135R U35 P3 E3 C2	
					Greige P6136R U35 P3 E3 C2	
208	STONE AGE	Porcelain Tiles	60x60x1 cm	Natural	Grey P6137R U35 P3 E3 C2	
					Anthracite P6138R U3 P3 E3 C2	
					White P6135 U35 P3 E3 C2	
					Greige P6136 U35 P3 E3 C2	
					Grey P6137 U35 P3 E3 C2	
					Anthracite P6138 U3 P3 E3 C2	
				Natural	White P3106 U35 P3 E3 C2	
					Greige P3107 U35 P3 E3 C2	
					Grey P3108 U35 P3 E3 C2	
					Anthracite P3109 U3 P3 E3 C2	
					White P6135R U35 P3 E3 C2	
					Greige P6136R U35 P3 E3 C2	

Page	Series Série . Série Serie. Serie	Type of Product Tipologia de Produto . Type de Produit Produkttyp . Tipo de Producto	Sizes Formatos . Formats Format . Formatos	Finish Acabamento . Finition Oberflächen . Acabado	Colour / Ref Cor/Ref . Couleur/Ref Farbe/Ref . Color/Ref	
70	STUDIO	Porcelain Tiles	60x60x1 cm	Natural	White P6151 U4 P4 E3 C2	
					Beige P6152 U4 P4 E3 C2	
					Grey P6153 U4 P4 E3 C2	
					Anthracite P6154 U35 P3 E3 C2	
					White C460 U3 P3 E3 C2	
					Beige C461 U3 P3 E3 C2	
		Glazed Floor Tiles	Grey C462 U3 P3 E3 C2			
			Anthracite C463 U25 P3 E3 C2			
			Pérola 1014 U4 P3 E3 C2			
			Cinza Claro 1020 U4 P3 E3 C2			
			Cinza Escuro 1025 U4 P3 E3 C2			
			Preto 1030 U4 P3 E3 C2			
458	TECHNICAL	Extruded Porcelain Tiles	44.3x44.3x0.8 cm ret.	Natural	Negro 1032 U4 P3 E3 C2	
					Pérola K4001R U4 P3 E3 C2	
					Cinza Claro K4002R U4 P3 E3 C2	
					Cinza Escuro K4003R U4 P3 E3 C2	
					Preto K4004R U4 P3 E3 C2	
					Negro K4005R U4 P3 E3 C2	
				CI	Pérola K4006R U4 P3 E3 C2	
					Cinza Claro K4007R U4 P3 E3 C2	
					Cinza Escuro K4008R U4 P3 E3 C2	
					Preto K4009R U4 P3 E3 C2	
					Negro K4010R U4 P3 E3 C2	
					Pérola 1014 U4 P3 E3 C2	
88	TOUCH	Glazed Floor Tiles	45x45x0.85 cm	Matte	Cinza Claro 1020 U4 P3 E3 C2	
					Cinza Escuro 1025 U4 P3 E3 C2	
					Preto 1030 U4 P3 E3 C2	
					Negro 1032 U4 P3 E3 C2	
					Pérola K3031 / K3001 / K3051 U4 P4 E3 C2	
					Cinza Claro K3032 / K3002 / K3052 U4 P4 E3 C2	
				Natural / CI / Anti-Slip	Cinza Escuro K3033 / K3043 / K3053 U4 P4 E3 C2	
					Preto K3034 / K3003 / K3054 U4 P4 E3 C2	
					Negro K3035 / K3045 / K3055 U4 P4 E3 C2	
					Bege K3036 / K3046 / K3056 U4 P4 E3 C2	
					Terracota K3037 / K3047 / K3057 U4 P4 E3 C2	
					Azul Nórdico K3038 / K3048 / K3058 U4 P4 E3 C2	
246	URBAN STONE	Porcelain Tiles	60x60x1 cm	Natural	Verde Sage K3039 / K3049 / K3059 U4 P4 E3 C2	
					Pérola K3004 U4 P3 E3 C2	
					Cinza Claro K3005 U4 P3 E3 C2	
					Pérola K2004 U4 P3 E3 C2	
					Cinza Claro K2005 U4 P3 E3 C2	
					Pérola K2011 U4 P3 E3 C2	
		Natural	Cinza Claro K2012 U4 P3 E3 C2			
			Cinza Escuro K2013 U4 P3 E3 C2			
			Preto K2014 U4 P3 E3 C2			
			Negro K2015 U4 P3 E3 C2			
			Pérola K2001 U4 P3 E3 C2			
			Cinza Claro K2002 U4 P3 E3 C2			
CI	Cinza Escuro K2016 U4 P3 E3 C2					
	Preto K2003 U4 P3 E3 C2					
	Negro K2017 U4 P3 E3 C2					
	Pérola K2021 U4 P3 E3 C2					
	Cinza Claro K2022 U4 P3 E3 C2					
	Cinza Escuro K2023 U4 P3 E3 C2					
Anti-Slip	Preto K2024 U4 P3 E3 C2					
	Negro K2025 U4 P3 E3 C2					
	White C445 U3 P3 E3 C2					
	Beige C446 U3 P3 E3 C2					
	Grey C447 U25 P3 E3 C2					
	Greige P6101 U4 P4 E3 C2					
246	URBAN STONE	Porcelain Tiles	30x60x0.85 cm	Natural	Grey P6102 U4 P4 E3 C2	
					Greige P3091 U4 P3 E3 C2	
					Grey P3092 U4 P3 E3 C2	

MATERIAL

Before application, please make sure that the boxes match in terms reference, lot and calibre numbers and if the quantity is sufficient to complete the project, taking into consideration a margin of error.

Open 3 or 4 boxes and spread out various pieces in order to verify that they are all indeed of the same lot and calibre. Never apply different lots on the same surface.

For better results in terms of colour homogeneity, at least 3 boxes should all be used at the same time.

The decorative finishes from Aleluia Ceramics produced in a third firing result from special decorative processes and may result in slight variations of tone. These pieces require an even more special handling to avoid scratches and irreversible damage. The surface should be protected during the application to avoid contact with the mortar. Excess mortar should be cleaned immediately with a clean sponge and abundant water. Abrasive or acidic cleaning agents must not be used.

Even though Aleluia Ceramics products are in accordance with the requisites stipulated in international standards, namely with regard to flatness, we recommend that during the application of large formats (≥ 50 cm length) one of the following suggested layout plans be used. Never apply the pieces, when they have been placed in a perpendicular pattern, more than ¼ of the piece parallel to it.

The Keratec pieces should be applied in the same back side direction, with a minimum joint of 2mm for rectified material and 6mm for the remaining material.

Having in mind the protection against grouting stains, and others, as well as the daily maintenance, Keratec recommends the impermeabilization of all polished (satinated) products, after application and before grouting.

Respect recommendations for application written on the packages.

MATERIAL

Überprüfen Sie vor der Verlegung des Materials bitte, ob die Karton dieselbe Referenz, Charge und Maße aufweisen, ob die Menge für die durchzuführende Arbeit ausreicht, und ob Sie vorsichtshalber eine Reservemenge haben.

Öffnen Sie 3 oder 4 Kartons und verteilen Sie verschiedene Fliesen, um festzustellen, ob es sich um eine einzige Charge und dieselben Maße handelt. Verlegen Sie auf derselben Fläche niemals verschiedene Chargen.

Für eine bessere Farbhomogenität sollten zumindest gleichzeitig 3 Kartons verwendet werden.

Die Dekore von Aleluia Ceramics, die im 3. Brand produziert wurden, stammen aus besonderen Dekorierungsverfahren. Bei denen es zu einer leichten Farbtonabweichung kommen kann. Diese Fliesen müssen zudem vorsichtig gehandhabt werden, um bleibende Kratzer oder Schäden zu vermeiden. Ihre Oberfläche muss während der Verlegung geschützt und der Kontakt mit dem Mörtel verhindert werden. Der überschüssige Mörtel muss sofort mit einem sauberen Schwamm und reichlich Wasser gereinigt werden, wobei die Anwendung von scheuernden und säurehaltigen Reinigungsmitteln untersagt ist.

Auch wenn die Produkte der Marke Aleluia Ceramics, die in den internationalen Normen vorgesehenen Anforderungen einhalten, insbesondere hinsichtlich der Ebenföchigkeit, empfehlen wir, dass bei der Verlegung von Formaten größerer Dimension (≥ 50 cm Länge) einer der nachstehenden Vorschläge angewendet wird und die Fliesen, falls sie versetzt verlegt sind, nie mehr als ¼ zur parallelen Fliese verschoben werden.

Die Fliesen Keratec immer in die gleiche Richtung der Rückseite legen, wir empfehlen eine minimale Fuge von 2mm für rectifiziertes Material anzuwenden und 6mm für das restliche Material.

Mit dem Ziel, die Reinigung der Fliesen von Flecken vom Fugenmaterial oder anderer Ursache, sowie die tägliche Wartung zu erleichtern empfiehlt Keratec die Versiegelung aller polierten (satinierten) Produkte nach der Verlegung und vor dem Verfugen.

Respektieren Sie die Anwendungsempfehlungen auf der Verpackung.

MATERIAL

Previamente à aplicação do material por favor verificar se as caixas possuem a mesma referência, lote e calibre, se a quantidade é suficiente para efetuar a obra e se tem uma quantidade como margem de prevenção.

Abrir 3 ou 4 caixas espalhando várias peças de forma a averiguar a existência de um único lote e calibre. Nunca aplicar na mesma superfície lotes diferentes.

Para uma melhor homogeneidade de cor, deverão utilizar-se pelo menos 3 caixas em simultâneo.

As decorações da Aleluia Ceramics produzidas em 3.º fogo resultam de processos de decoração especiais que podem originar uma ligeira variação de tonalidade. Estas peças requerem ainda um manuseamento cuidadoso de forma a evitar riscos ou danos irreversíveis. A sua superfície deve de ser protegida durante a aplicação impedindo o contacto das argamassas. Os excedentes das argamassas deverão de ser limpos de imediato com uma esponja limpa e bastante água, sendo interdito o uso de agentes de limpeza abrasivos ou ácidos.

Pese embora o facto dos produtos Aleluia Ceramics cumprirem os requisitos previstos nas normas internacionais, designadamente no que concerne à planaridade, aconselhamos que na aplicação dos formatos de grande dimensão (≥ 50 cm comprimento) seja utilizada uma das propostas a seguir sugeridas, nunca aplicando as peças, quando contrafiadas, a mais de ¼ da peça que lhe é paralela.

As peças Keratec deverão ser aplicadas no mesmo sentido do tardoz, aconselhando-se uma junta mínima de: 2mm para o material retificado e 6mm para o restante.

Tendo por objetivo a proteção contra manchas de rejuntamento e outras, bem como facilitar a manutenção diária, a Keratec recomenda a impermeabilização, após aplicação e antes de rejuntar, de todos os produtos polidos (acetinado).

Respeitar os conselhos de aplicação inscritos nas embalagens.

MATERIAL

Antes de la aplicación del material, por favor compruebe si las cajas tienen la misma referencia, lote y calibre, si la cantidad es suficiente para hacer la obra y si tiene una cantidad de margen de prevención.

Abrir 3 o 4 cajas separarse varias piezas con el fin de determinar la existencia de un solo lote y calibre. Nunca aplicar sobre la misma superficie diferentes lotes.

Para una mejor uniformidad de color, se deben utilizar por lo menos 3 cajas al mismo tiempo.

Las decoraciones de Aleluia Ceramics producidas en 3.º fuego resultan de procesos de decoración especial que pueden dar origen a una ligera variación de tonalidad. Estas piezas

También requieren un manejo cuidadoso para evitar riesgos o daños irreversibles.

Su superficie debe ser protegida durante la aplicación para impedir todo el contacto de morteros. Los excedentes de argamassas deben limpiarse inmediatamente con una esponja limpia y agua en abundancia siendo prohibido el uso de agentes de limpieza abrasivos o ácidos.

A pesar de los productos Aleluia Ceramics cumplir con los requisitos establecidos en las normas internacionales, en particular, con respecto a la planaridad, recomendamos que la aplicación de grandes dimensiones (≥ 50 cm de longitud) utilice una de las siguientes propuestas sugeridas, nunca aplicar piezas, cuando contrafiadas, a más de ¼ de la pieza que es paralela.

Las piezas Keratec deben ser aplicados en la misma dirección de la parte trasera, aconseja-se el uso de una junta mínima de 2mm para el material rectificada y 6mm para el resto.

Con el objetivo de protección contra manchas de rejuntado y otras, así como facilitar el mantenimiento diario, Keratec recomienda la impermeabilización después de la aplicación y antes de rejuntar, de todos los productos pulidos (satinado).

Respectar los consejos de aplicación impresa en las embalajes.

MATÉRIEL

Avant la pose du matériel, veuillez vérifier si les boîtes ont toutes les mêmes références, lot et calibre, si la quantité est suffisante pour effectuer l'ouvrage et si vous avez une quantité suffisante de réserve.

Ouvrez 3 ou 4 boîtes en éparpillant les différents carreaux afin de vous assurer qu'il y a un seul lot et calibre. N'appliquez jamais des lots différents sur la même surface.

Pour une meilleure homogénéisation de la couleur, vous devrez utiliser au moins 3 boîtes en simultané.

Les décorations Aleluia Ceramics produites en 3ème feu résultent de processus spéciaux de décoration qui peuvent entraîner une légère variation de tonalité. Ces carreaux exigent également un maniement prudent afin d'éviter des risques ou des dommages irréversibles. Leur surface doit être protégée pendant la pose, en empêchant le contact des mortiers. Le surplus de mortier devra être immédiatement enlevé à l'aide d'une éponge propre et avec beaucoup d'eau; l'usage d'agents de nettoyage, abrasifs ou acides, est interdit.

Bien que les produits Aleluia Ceramics respectent les exigences prévues par les normes internationales, notamment en ce qui concerne la planarité, nous préconisons l'utilisation d'une des propositions suggérées ci-après, pour l'application des grands formats (longueur ≥ 50 cm) en n'appliquant jamais les carreaux, lorsqu'ils sont décalés, à plus d'¼ du carreau qui lui est parallèle.

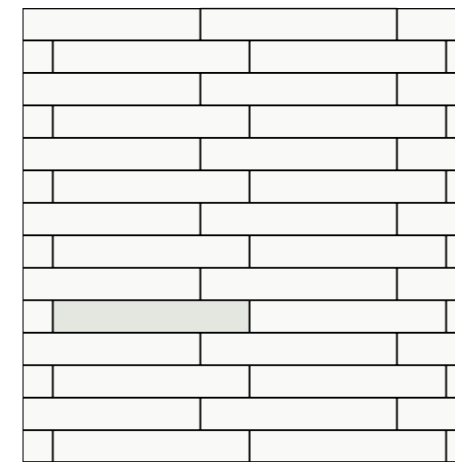
Les pièces Keratec devront être appliquées dans le même sens de scellement, nous conseillons un joint minimum de 2mm pour les matériaux rectifiés et 6mm pour les autres.

Dans le but de protéger contre les taches de rejointoiement et autre, ainsi que de faciliter l'entretien quotidien, Keratec recommande l'imperméabilisation après l'application et avant le rejointoiement, de tous les produits polis (satinés).

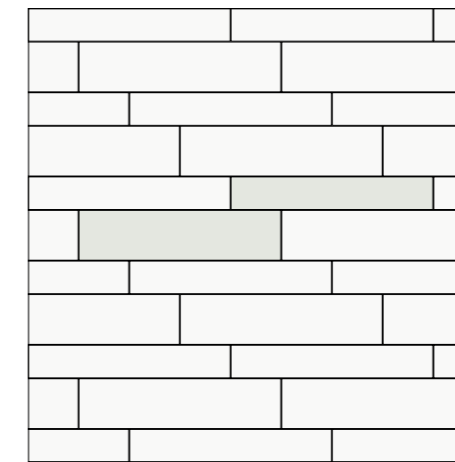
Respecter les conseils d'application écrit sur l'emballage.

Application Suggestions

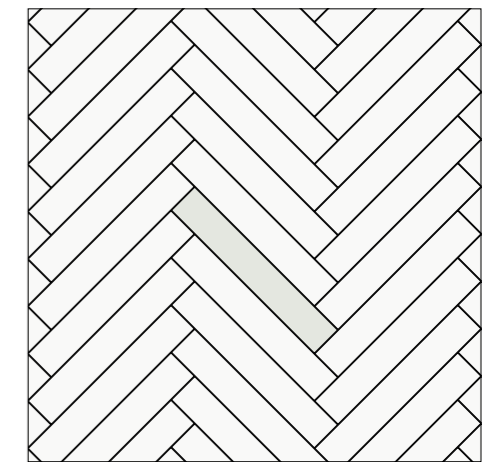
Sugestões de Aplicação . Suggestions d'applications . Anwendungsvorschläge . Sugerencias de Aplicación



01

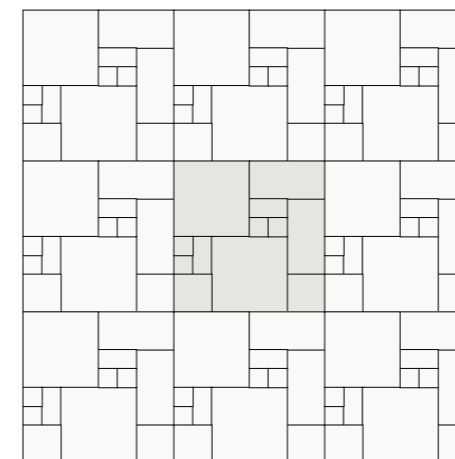


02 22x90 - 60%
15x90 - 40%

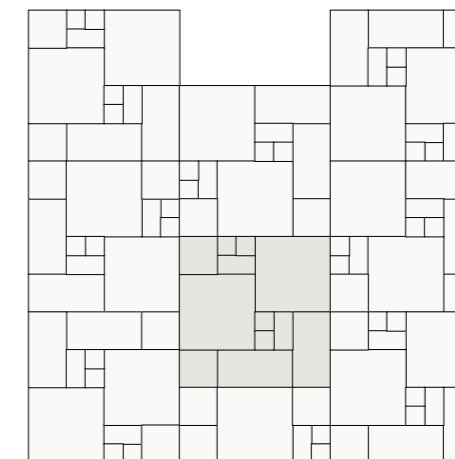


03

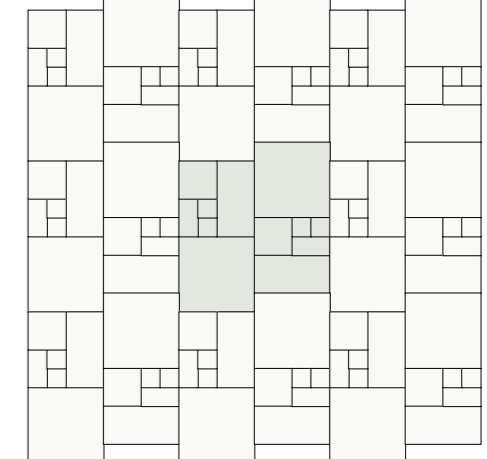
Multisize



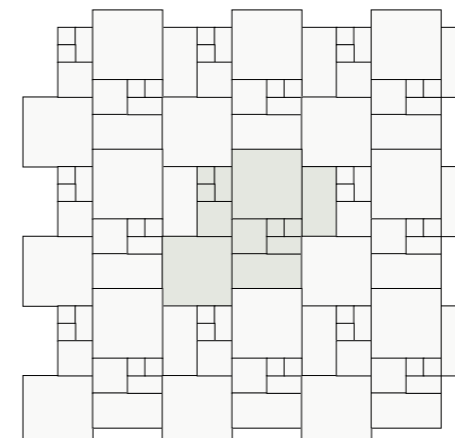
04



05



06



07

Note: When applying the pieces in the same direction, there may be a slight misalignment of the smooth or lined part, this being a characteristic of the product itself.

Nota: Ao aplicar as peças na mesma direção, poderá existir um ligeiro desalinamento da parte lisa ou das riscas, sendo este uma característica do próprio produto.

Note: En appliquant les carreaux dans la même direction, il pourra y avoir un léger désalignement de la partie lisse ou des rayures, ceci étant une caractéristique du produit-même.

Anmerkung: Bei der Verlegung der Fliesen in dieselbe Richtung, kann es in den glatten oder gestreiften Bereichen eine leichte Abweichung in der Ausrichtung geben, wobei es sich um ein Merkmal des Produktes selbst handelt.

Nota: al aplicar las piezas en la misma dirección, puede haber un ligero desalineamiento de la parte lisa o rayada, siendo esto una característica propia del producto.



SUPPORT SURFACE / EPOXIES / JOINTS

Check that the support surface is level, consistent, dry and free from dust or grease.

Taking into account the high level of hardness of the Keratec extruded porcelain tile, and in order to obtain a more harmonious aesthetic effect, we recommend the use of appropriate discs and drills.

Use the appropriate epoxy for each type of product, taking into consideration the support surface, the format and the product's finality (interior, exterior, floor or wall covering). Follow the instructions provided by the epoxy manufacturer, namely: amount / m², distribution and drying times.

Apply the epoxy over the support surface and comb it with a notched trowel to regularise the thickness. Heavier or larger pieces should be epoxied twice. Place the tiles and press them until the grooves are level. Make sure that no air bubbles exist underneath the tile.

The joints between the pieces, both as floor and as wall coverings, have important technical functions (absorption of the support deformations) as well as aesthetic ones. Therefore, joints with characteristics that are appropriate to the location and purpose (flexible, anti-acid, etc...) should be used.

After grouting, follow the cleaning instructions provided by the manufacturer.

SUPORTE / COLAS / JUNTAS

Verificar se o suporte está plano, consistente, limpo, seco e isento de pó e gorduras.

Atendendo à elevada dureza do porcelanato extrudido Keratec e de forma a obter-se um efeito estético mais harmonioso recomendamos a utilização de discos e brocas apropriados.

Utilizar colas apropriadas para cada tipologia de produto, tendo também em conta o suporte, o formato e o fim a que se destina (interior, exterior, pavimento, revestimento). Seguir as instruções indicadas pelo fabricante de colas, nomeadamente: consumos / m², distribuição e tempos.

Aplicar a cola sobre o suporte e penteá-lo com uma talocha dentada para regularizar a espessura. Em peças de peso ou formato elevado efetuar uma colagem dupla. Colocar as peças e pressioná-las até conseguir o nivelamento dos sulcos. Deverá garantir-se a inexistência de bolsas de ar sob a peça.

As juntas entre as peças, tanto em pavimento como em revestimento, exercem importantes funções técnicas (absorvem as deformações do suporte) e estéticas. Assim deve-se utilizar juntas com características adequadas ao local e à sua finalidade (flexíveis, anti-ácidos, etc...).

Após rejuntamento, respeitar as instruções de limpeza indicadas pelo fabricante.

SUPPORT / COLLES / JOINTS

Vérifiez si le support est plat, consistant, propre, sec et exempt de poussière et de graisses.

Compte tenu de la grande dureté des grés cérame étiré Keratec et afin d'obtenir un effet esthétique plus harmonieuse, nous vous recommandons d'utiliser des disques et des tarières appropriés.

Utilisez des colles adaptées à chaque typologie de produit, en tenant également compte du support, du format et du but auquel il se destine (intérieur, extérieur, sols, revêtement). Suivez les consignes indiquées par le fabricant de colles, notamment: consommations / m², répartition et temps.

Appliquez la colle sur le support et peignez-le à l'aide d'une brosse indiquée à cet effet pour uniformiser l'épaisseur. En cas de carreaux lourds ou de grand format, effectuez un double collage. Placez les carreaux et appuyez dessus jusqu'à ce que vous réussissiez le nivellement des rainures. Vous devrez vous assurer de l'inexistence de bulles d'air sous les carreaux.

Les joints entre les pièces, en tant que carreaux de mur et de sol, ont des fonctions techniques importantes (absorbent la déformation du support) et esthétique. Donc, il doit être utilisé des joints avec des caractéristiques appropriées au lieu et à l'utilisation prévue (flexible, antiacides, etc ...).

Après le jointoiement, respecter les instructions de nettoyage fournies par le fabricant.

FLÄCHE / SCHNITT / KLEBSTOFF / FUGEN

Überprüfen Sie, ob der Untergrund ebenflächig, fest, sauber, trocken und staub- und fettfrei ist.

Unter Berücksichtigung der hohen Härte des extrudierten Feinsteinzeugs Keratec, und um eine harmonischere ästhetische Wirkung zu erzielen, empfehlen wir die Verwendung von entsprechenden Schneidwerkzeugen und Bohrern.

Benutzen Sie Klebstoffe, die für die Art des Produktes geeignet sind und berücksichtigen Sie auch den Untergrund, das Format und den Zweck, für den es bestimmt ist (innen, außen, Bodenfliesen, Wandfliesen). Folgen Sie den Anweisungen des Herstellers der Klebstoffe, insbesondere: Verbrauch / m², Verteilung und Zeit.

Tragen Sie den Klebstoff auf dem Untergrund auf und verstreichen Sie ihn mit einem Zahnschachtel, um die Dicke zu regulieren. Bei Fliesen mit größerem Format oder Gewicht, tragen Sie den Kleber zweimal auf. Setzen Sie die Fliesen auf und drücken Sie sie an, bis Sie passend zu den Furchen ausgeglichen sind. Es muss gewährleistet sein, dass keine Hohlräume unter der Fliese bestehen.

Die Fugen zwischen den Fliesen, als Boden- und Wandbelag, haben wichtige technische Funktionen (Aufnahme der Deformationen des untergrundes) als auch ästhetische. Daher sollten Fugen mit Eigenschaften, die, für Standort und Zweck (flexibel, Anti-Säure, etc...) geeignet sind verwendet werden.

Nach dem Verfugen, befolgen Sie die Reinigungshinweise des Herstellers.

SOPORTE / COLAS / JUNTAS

Verifique que el soporte sea plano, consistente, limpio, seco y libre de polvo y grasa.

Dada la alta dureza del porcelanato extrudido Keratec y con el fin de obtener un efecto estético más armoniosa se recomienda el uso de discos y brocas adecuados.

Utilizar colas adecuadas para cada tipo de producto, teniendo en cuenta también el apoyo, el formato y el uso previsto (interior, exterior, pavimento, revestimiento). Seguir las instrucciones dadas por el fabricante de colas, en particular: consumos /m², distribución y tiempo.

Aplicar el pegamento en los soportes y peinarlo con una llana dentada para regularizar el espesor. En piezas pesadas o de gran formato hacer un pegamento doble. Poner las piezas y presiónelas hasta que los surcos queden al mismo nivel. Deberá asegurarse de que nos hay burbujas de aire debajo de la pieza.

Las juntas entre las piezas, tanto en pavimento como en revestimiento, tienen funciones técnicas importantes (absorben la deformación de la base) y estética. Por lo tanto, se deben utilizar juntas con características adecuadas para el lugar y su propósito (flexible, antiácidos, etc...).

Después de rejuntado, respetar las instrucciones de limpieza indicadas por el fabricante.

WE RECOMMEND THE FOLLOWING JOINT SIZES ACONSELHAMOS O SEGUINTE TAMANHO DE JUNTAS . NOUS CONSEILLONS LA TAILLE DE JOINTS QUI SUIT WIR EMPFEHLEN DIE FOLGENDEN FUGENGRÖßEN . LE RECOMENDAMOS EL SIGUIENTE TAMAÑO DE JUNTAS		
Type of Product Tipo de Produto . Type de Produit Produkttyp . Tipo de producto	Format (cm) Formato . Format Format . Formato	Size of Joints Tamanho de Juntas . Taille des Joints Fugengröße . Tamaño de Juntas
Porcelain Tiles Porcelanato Grés Cérame Feinsteinzeug Porcelánico	90x90 ret. / 60x120 ret. / 20x120 ret. 44.3x88.8 ret. / 22.05x88.8 ret. / 14.5x88.8 ret.	2 mm
	59.2x59.2 ret. / 58.6x58.6 ret. / 44.3x44.3 ret. 29.5x59.2 ret. / 29.2x58.6 ret. / 7.2x29.5	1.5 mm
	22.05x90 / 14.5x90	3 mm
	60x60 / 45x45 / 30x60 / 10x60	4 mm
Wall Tiles Revestimento Revêtement Wandfliesen Revestimiento	Rectified . Retificado Rectifié . Rektifiziert . Rectificado	1.5 mm
	30x60 / 26.7x41.6 / 20x50 / 25x40 / 20x40	3 mm
	20x20 / 14x14 / 13x13 / 10x10 / 6.7x14 / 6.5x13 8.6x26.2 / 6.4x26.2 / 5.6x26.7 / LOS 10x18 / LOS 9x15 / Arabesque / Scales	2 mm
Glazed Floor Tiles Pavimento em Grés Sol en Grés Bodenfliesen aus Steinzeug Pavimento en Gres	Rectified . Retificado Rectifié . Rektifiziert . Rectificado	1.5 mm
	45x45 / 10x10	3 mm
Extruded Porcelain Tiles Porcelanato Extrudido Grés Cérame Étiré Extrudiertes Feinsteinzeug Gres Porcelánico Extrusionado	20x20	2 mm
	Rectified . Retificado Rectifié . Rektifiziert . Rectificado	2 mm
	30x30 / 20x20 / 11.7x24	6 mm
	Irregular Edges . Arestas Irregulares Bords Irréguliers . Unregelmässigen Kanten . Bordes Irregulares	8 mm

We recommend the use of dark coloured joints, and that they should be tested on some reserve pieces first, to analyse the result. Careful and frequent cleaning should occur during their application. If necessary, protect the pieces with a product recommended to avoid incrustation of the mortar's colour in the joints.

Apply the joints using the appropriate mortar 24 hours after the epoxy application, using the appropriate trowel.

Wir empfehlen dunkelfarbige Fugen zu verwenden und einen Test bei den Ersatzfliesen durchzuführen, um die Wirkung zu analysieren. Während des Verlegens muss eine sorgfältige und häufige Reinigung erfolgen. Gegebenenfalls müssen die Fliesen mit einem geeigneten Produkt geschützt werden, um Verschmutzungen der Farbe des Fugenmörtels zu vermeiden.

24 Stunden nach Auftragung des Klebstoffes verspachteln Sie die Fugen mit einem geeignetem Fugenmörtel unter Verwendung eines geeigneten Zahnschachtels.

Aconselhamos que se use juntas de cores escuras e se faça um teste em peças de reserva para analisar o seu comportamento. Deverá ser feita uma limpeza cuidadosa e frequente durante o assentamento. Se necessário deve-se proteger as peças com um produto apropriado para evitar a incrustação da cor da argamassa das juntas.

Betumar as juntas com argamassas próprias para juntas após 24 horas da aplicação da cola, utilizando uma talocha apropriada.

Le recomendamos juntas con colores oscuras y hacer una prueba sobre piezas de reserva para analizar su comportamiento. Debe hacerse una limpieza cuidadosa y frecuente durante la colocación. Si es necesario se debe proteger las piezas con un producto adecuado para evitar el ensuciamiento del color de argamasa de las juntas.

Rellenar las juntas con argamassas propias para juntas después 24 horas de aplicar el pegamento, usando una llana adecuada.

Nous vous conseillons d'utiliser des joints de couleurs foncées et de faire un test sur des carreaux de réserve pour analyser leur comportement. Il faudra faire un nettoyage soigné et fréquent pendant la pose. Si nécessaire, il faut protéger les carreaux avec un produit spécial pour éviter l'incrustation de la couleur de mortier des joints.

Mastiquez les joints avec du mortier adapté pour des joints, 24 heures après l'application de la colle, en utilisant une brosse indiquée à cet effet.

CLEANING AND MAINTENANCE

30 minutes after application, start the cleaning of the residues of the joint product with a damp sponge. When the product has completely hardened, carry out a general cleaning with a dry cloth.

During maintenance of ceramic floor and wall coverings, we recommend frequent cleaning of surfaces with household cleaning products. In areas leading to the outside, use mats to avoid sand coming into contact with the floor covering and causing damage.

During the cleaning and maintenance, the use of tools or abrasive with high concentration cleaning products which may scratch or damage the surface of tiles with decorative designs is strongly inadvisable.

We recommend that with porcelain tile products normal cleaning be done with water.

The Keratec products with natural finishing and textured finishing, are prepared to facilitate the removal or reduction of stains, either through a simple cleaning or by using products that are commercialized for that purpose.

Products with a rustic or anti-slip finish should be cleaned with a strong fibre brush to eliminate grime.

REINIGUNG UND PFLEGE

30 Minuten nach der Verfugung können Sie mit der Reinigung beginnen und die Überreste des Produktes aus den Fugen mit einem feuchten Schwamm entfernen. Wenn das Produkt bereits hart geworden ist, führen Sie eine allgemeine Reinigung mit einem trockenen Tuch durch.

Für die Pflege der Wand- und Bodenkeramik empfehlen wir eine häufige Reinigung der Oberflächen mit Haushaltsreinigern und in den Bereichen mit Zugang nach außen die Verwendung von Teppichen, um zu vermeiden, dass sich Sand absetzt, der jeglichen Bodentyp beschädigt.

Bei der Pflege von Dekoren ist es verboten, scheuernde Reinigungsmittel zu verwenden von Hohe Konzentration, die diese zerkratzen oder beschädigen können.

Bei Feinsteinzeugprodukten empfehlen wir eine tägliche Reinigung mit Wasser.

Die Keratec Produkte mit natürlichen und strukturierten Oberflächen, sind bereit, die Beseitigung von Flecken zu erleichtern oder zu verringern, entweder durch eine einfache Reinigung oder durch Verwendung von Produkten, die zu diesem Zweck im Handel erhältlich sind.

Bei Produkten mit einer rustikalen und rutschfesten Oberflächenbehandlung schlagen wir vor eine harte Bürste zu verwenden, um den Schmutz zu entfernen.

LIMPEZA E MANUTENÇÃO

Passados 30 minutos da betumação, poderá começar a limpeza eliminando os restos do produto das juntas com uma esponja húmida. Com o produto já endurecido realizar uma limpeza geral com um pano seco.

Na manutenção dos pavimentos e revestimentos cerâmicos aconselhamos a limpeza frequente das superfícies com produtos de limpeza domésticos e nas áreas de ligação ao exterior o uso de tapetes para evitar a circulação de areias que danificam qualquer tipo de pavimento.

Na limpeza e manutenção dos decorados é interdito o uso de utensílios e produtos de limpeza abrasivos e de elevada concentração que o possam riscar ou danificar.

Nos produtos de porcelanato aconselhamos que a limpeza diária seja feita com água.

Os produtos Keratec com acabamento natural e texturado estão preparados para facilitar a remoção ou atenuação das manchas, quer através de uma limpeza simples, quer através de produtos comercializados para o efeito.

Nos produtos com acabamento rústico e antiderrapante sugerimos o uso de uma escova de fibra dura, para eliminar a sujidade.

LIMPIEZA Y MANTENIMIENTO

Después de 30 minutos de la aplicación del betún, puede empezar a limpiar retirando los restos del producto de las juntas con una esponja húmeda. Con el producto ya endurecido realizar una limpieza general con un paño seco.

En el mantenimiento de pavimentos y revestimientos cerámicos sugerimos la limpieza frecuente de las superficies con productos de limpieza doméstica y en las áreas de conexión exterior el uso de alfombras para evitar el movimiento de las arenas que dañan cualquier tipo de pavimento.

En la limpieza y mantenimiento de decorados está prohibido el uso de utensilios y productos de limpieza abrasivos de alta concentración que pueden rayar o dañar.

En los productos porcelánicos se recomienda que la limpieza diaria se realice con agua.

El producto Keratec con acabado natural y texturizado están preparados para facilitar la eliminación o atenuación de las manchas, a través de una simple limpieza, o por medio de los productos comercializados para este fin.

En los productos con acabado rústico y antideslizante sugerimos el uso de un cepillo de fibra dura, para eliminar la suciedad.

NETTOYAGE ET ENTRETIEN

30 minutes après le masticage, vous pourrez commencer à nettoyer en éliminant les restes du produit des joints à l'aide d'une éponge humide. Une fois le produit durci, il faut effectuer un nettoyage général à l'aide d'un chiffon sec.








Dans l'entretien des sols et des revêtements céramiques, nous vous conseillons le nettoyage fréquent des surfaces avec des produits de nettoyage ménagers et sur les zones de liaison à l'extérieur, l'usage d'un tapis pour éviter la circulation de sables qui endommagent tout type de sols.








Lors du nettoyage et de l'entretien des carreaux décorés, il est interdit d'utiliser des ustensiles et des produits abrasifs de haute concentration de nettoyage qui puissent le rayer ou l'endommager.

Sur les produits en grès cérame, nous vous conseillons un nettoyage quotidien avec de l'eau.

Le produit Keratec avec la finition naturel et texturé sont prêts à faciliter l'élimination ou l'atténuation des taches, soit par un simple nettoyage ou via des produits commercialisés à cette fin.

Sur les produits avec une finition rustique et antidérapante, nous suggérons l'usage d'une brosse de fibre dure, pour éliminer la saleté.

PORCELAIN TILES . PORCELANATO . GRÉS CÉRAME . FEINSTEINZEUG . PORCELÁNICO										
Sizes (cm) Dimensão (cm) Format (cm) Maße (cm) Formato (cm)	Pieces / SQM Peças / M ² Pièces / M ² Stück / M ² Piezas / M ²	Weight / SQM Peso / M ² Poids / M ² Gewicht / M ² Peso / M ²	Pieces / Box Peças / Caixa Pièces / Boîte Stück / Karton Piezas / Caja	SQM / Box M ² / Caixa M ² / Boîte M ² / Karton M ² / Caja	Weight / Box Peso / Caixa Poids / Boîte Gewicht / Karton Peso / Caja	Box / Pallet Caixa / Paleta Boîte / Palette Karton / Palette Caja / Pallet	SQM / Pallet M ² / Paleta M ² / Palette M ² / Palette M ² / Pallet	Weight / Pallet Peso / Paleta Poids / Palette Gewicht / Palette Peso / Pallet	cm / Pallet cm / Paleta cm / Palette cm / Pallet	Pallet / Truck Paleta / Camião Palette / LKW Pallet / Camión
										
90x90x0.9 ret.	1,23	20,37	2	1,620	33,00	32	51,840	1081	97x97x83	22
60x120x1.05 ret.	1,39	23,78	2	1,440	34,25	32	46,080	1121	80X120X75	21
44.3x88.8x1 ret.	2,54	22,52	2	0,787	17,72	43	33,841	782	90X120X59	31
20x120x1.05 ret.	4,17	22,22	6	1,440	32,00	44	63,360	1428	80X120X95	17
20x120x0.9 ret.	4,17	19,43	7	1,680	32,64	44	73,920	1456	80X120X95	17
22.05x88.8x1 ret.	5,10	22,11	5	0,980	21,67	44	43,120	973	90x120x59	24
14.5x88.8x1 ret.	7,77	22,30	7	0,900	20,07	45	40,500	923	90x120x59	26
59.2x59.2x1 ret.	2,86	22,10	3	1,050	23,20	36	37,800	855	80x120x74	28
58.6x58.6x1 ret.	2,91	22,04	3	1,030	22,70	36	37,080	837	80x120x74	29
29.5x59.2x1 ret.	5,73	21,70	6	1,050	22,79	32	33,600	754	80x120x74	32
29.5x59.2x0.85 ret.	5,73	18,52	7	1,220	22,60	40	48,800	924	80x120x74	26
29.2x58.6x1 ret.	5,83	21,85	6	1,030	22,50	32	32,960	740	80x120x74	32
14.6x14.6x1 ret.	46,91	21,50	38	0,810	16,84	52	42,120	925	80x120x74	31
60x60x1	2,78	22,02	3	1,080	23,78	36	38,880	876	80x120x75	27
45x45x0.85	4,94	19,01	5	1,010	19,20	36	36,360	711	80x120x60	33
30x60x0.85	5,56	18,57	7	1,260	23,40	40	50,400	956	80x120x75	25
10x60x0.85	16,67	18,11	21	1,260	22,83	40	50,400	933	80x120x65	25
7.2x29.5x1	47,03	22,60	18	0,383	8,65	98	37,534	870	80x120x65	27

STAIRSTEPS . SKIRTINGS . MOSAICS . INFINITY . ENDLESS							
Sizes (cm) Dimensão (cm) Format (cm) Maße (cm) Formato (cm)	Weight / Piece Peso / Peça Poids / Pièce Gewicht / Stück Peso / Pieza	Pieces / Box Peças / Caixa Pièces / Boîte Stück / Karton Piezas / Caja	Weight / Box Peso / Caixa Poids / Boîte Gewicht / Karton Peso / Caja	Sizes (cm) Dimensão (cm) Format (cm) Maße (cm) Formato (cm)	Weight / Piece Peso / Peça Poids / Pièce Gewicht / Stück Peso / Pieza	Pieces / Box Peças / Caixa Pièces / Boîte Stück / Karton Piezas / Caja	Weight / Box Peso / Caixa Poids / Boîte Gewicht / Karton Peso / Caja
							
Stairstep 30x120x1.05 ret.	8,76	2	17,52	Skirting 8x59.2x0.85 ret.	0,90	7	6,30
Stairstep 30x90x0.9 ret.	5,63	2	11,26	Skirting 8x58.6x1 ret.	1,03	6	6,18
Stairstep 44.3x88.8x1 ret.	8,86	2	17,72	Skirting 8x44.3x1 ret.	0,83	24	19,92
Stairstep 59.2x59.2x1 ret.	7,75	3	23,25	Skirting 8x60x1	1,08	6	6,50
Stairstep 58.6x58.6x1 ret.	7,57	3	22,70	Skirting 8x60x0.85	0,90	7	6,30
Stairstep 29.5x59.2x1 ret.	3,80	6	22,80	Skirting 8x45x0.85	0,70	28	19,60
Stairstep 29.5x59.2x0.85 ret.	3,25	7	22,75	Mosaic 29.5x29.5x1 (2.5)	1,60	10	16,00
Stairstep 29.2x58.6x1 ret.	3,75	6	22,50	Mosaic 29.5x29.5x1 (4.7)	1,86	10	18,60
Stairstep 60x60x1	7,92	3	23,76	Mosaic 29.5x29.5x1 (9.7)	1,86	10	18,60
Stairstep 45x45x0.85	3,84	5	19,20	Mosaic 29.5x29.5x0.85 (2.5)	1,67	11	18,37
Stairstep 30x60x1	3,93	6	23,58	Mosaic 29.5x29.5x0.85 (4.7)	1,67	11	18,37
Stairstep 30x60x0.85	3,33	7	23,28	Mosaic Arrow 22.4x29.5x0.85	1,23	11	13,53
Step Extra Fluted 30x120x1.05 ret.	9,64	2	19,28	Mosaic Bar 29.5x44.3x1	2,45	6	14,70
Step Extra Fluted 30x90x0.9 ret.	6,19	2	12,38	Mosaic Fineline 33x44x1	2,45	6	14,70
Step Extra Fluted 29.5x88.1x1 ret.	6,50	2	13,00	Mosaic Hexa 26.8x32.2x0.85	1,26	10	12,60
Step Extra Fluted 29.5x59.2x1 ret.	4,49	2	8,98	Mosaic Hexa Slim 28.1x34.1x0.85	1,34	10	13,40
Step Extra Fluted 29.5x59.2x0.85 ret.	3,62	2	7,24	Mosaic Oxford 28x30x1	1,75	10	17,50
Step Extra Fluted 29.2x58.6x1 ret.	4,40	2	8,80	Mosaic Picket 33x44x1	2,87	7	20,09
Skirting 8x120x1.05 ret.	2,34	10	23,40	Mosaic Rubic 27.1x29.5x1	1,40	10	14,00
Skirting 8x90x0.9 ret.	1,50	15	22,50	Mosaic Sticks 29.5x29.5x0.85	1,62	11	17,82
Skirting 8x59.2x1 ret.	1,05	6	6,30	Infinity 29.5x59.2x0.85	3,20	5	16,00

Packing and Weight

Packing and Weight

FULL BODY EXTRUDED PORCELAIN TILES . PORCELANATO EXTRUDIDO . GRÈS CÉRAMÉ ÉTIRÉ . EXTRUDIERTES FEINSTEINZEUG . GRES PORCELÁNICO EXTRUSIONADO										
Sizes (cm) Dimensão (cm) Format (cm) Maße (cm) Formato (cm)	Pieces / SQM Peças / M² Pièces / M² Stück / M² Piezas / M²	Weight / SQM Peso / M² Poids / M² Gewicht / M² Peso / M²	Pieces / Box Peças / Caixa Pièces / Boîte Stück / Karton Piezas / Caja	SQM / Box M² / Caixa M² / Boîte M² / Karton M² / Caja	Weight / Box Peso / Caixa Poids / Boîte Gewicht / Karton Peso / Caja	Box / Pallet Caixa / Palette Boîte / Palette Karton / Palette Caja / Pallet	SQM / Pallet M² / Palette M² / Palette M² / Palette M² / Pallet	Weight / Pallet Peso / Palette Poids / Palette Gewicht / Palette Peso / Pallet	cm / Pallet cm / Palette cm / Palette cm / Palette cm / Pallet	Pallet / Truck Palette / Camião Palette / Camion Palette / LKW Pallet / Camión
29.5x88.8x1 ret.	3,82	24,04	3	0,780	18,75	28	21,840	540	90x120x45	44
29.5x88.8x0.6 ret.	3,82	13,71	6	1,570	21,53	24	37,680	532	90x120x45	45
59.2x59.2x1 ret.	2,85	22,86	3	1,050	24,00	36	37,800	882	80x120x75	27
59.2x59.2x0.8 ret.	2,85	19,00	4	1,400	26,60	36	50,400	920	80x120x75	26
44.3x44.3x0.8 ret.	5,10	19,00	6	1,178	22,38	30	35,340	686	80x120x59	35
29.5x59.2x1 ret.	5,73	21,42	6	1,050	22,50	40	42,000	918	80x120x75	26
29.5x59.2x0.8 ret.	5,73	18,55	7	1,220	22,63	40	48,800	920	80x120x75	26
29.5x59.2x0.6 ret.	5,73	13,71	9	1,570	21,52	40	62,800	876	80x120x75	27
29.7x29.7x1.4	11,11	31,90	7	0,630	20,10	50	31,500	1020	80x120x75	24
29.7x29.7x1.2	11,11	27,92	8	0,720	20,10	50	36,000	1020	80x120x75	24
29.7x29.7x1.2 (Drainage Textured)	11,11	28,75	8	0,720	20,70	50	36,000	1050	80x120x75	23
29.7x29.7x0.8	11,11	17,86	13	1,170	20,90	50	58,500	1060	80x120x75	23
29.7x29.7x0.8 (Drainage Textured)	11,11	18,25	12	1,080	19,71	50	54,000	1000	80x120x75	24
29.7x29.7x0.6	11,11	13,66	17	1,530	20,90	50	76,500	1060	80x120x75	23
20x30x1.4	16,67	31,58	12	0,720	22,74	48	34,560	1107	80x120x75	22
20x20x1.4	25,00	31,58	19	0,760	24,00	42	31,920	1023	80x120x75	24
20x20x1.2	25,00	27,25	22	0,880	23,98	42	36,960	1022	80x120x75	24
20x20x1.2 (Drainage Textured)	25,00	25,98	22	0,880	22,86	42	36,960	975	80x120x75	24
20x20x1.2 (Kerabrilhille LC20)	25,00	29,38	16	0,640	18,80	42	26,880	805	80x120x75	30
20x20x1.2 (Kerabrilhille LG20)	25,00	30,85	16	0,640	19,74	42	26,880	844	80x120x75	29
20x20x1.2 (Kerabrilhille LS50)	25,00	29,65	18	0,720	19,48	56	40,320	1210	80x120x95	20
20x20x0.8 (Drainage Textured)	25,00	18,09	33	1,320	23,88	42	55,440	1018	80x120x75	24
20x20x0.7	25,00	15,42	39	1,560	24,06	42	65,520	1025	80x120x75	24
14.8x22.5x0.8	30,03	18,65	31	1,030	19,21	56	57,680	1090	80x120x75	22
7.2x29.5x0.8	47,03	17,60	23	0,489	8,60	98	47,922	858	80x120x65	28
9.5x9.5x0.8 - Ebro	106,67	18,81	60	0,560	10,54	84	47,040	900	80x120x74	27
9.5x9.5x0.8	106,67	17,70	64	0,600	10,62	84	50,400	907	80x120x74	27
Mosaico 28.9x28.9x0.8 (9.5) - Ebro	106,67	18,60	99	0,930	17,30	30	27,900	534	80x120x67	-
Mosaico 28.9x28.9x0.8 (9.5)	106,67	18,00	99	0,930	16,74	30	27,900	509	80x120x67	-
Multisize	-	19,00	12	1,400	26,60	32	44,800	866	80x120x75	28
HEX 51.2x59.2x1 ret.	4,42	22,86	3	0,678	15,50	-	-	-	-	-
HEX 25.1x29x1 ret.	18,32	22,86	10	0,546	12,48	-	-	-	-	-

WALL TILES . REVESTIMENTOS . REVÊTEMENTS . WANDFLIESEN . REVESTIMENTO										
Sizes (cm) Dimensão (cm) Format (cm) Maße (cm) Formato (cm)	Pieces / SQM Peças / M² Pièces / M² Stück / M² Piezas / M²	Weight / SQM Peso / M² Poids / M² Gewicht / M² Peso / M²	Pieces / Box Peças / Caixa Pièces / Boîte Stück / Karton Piezas / Caja	SQM / Box M² / Caixa M² / Boîte M² / Karton M² / Caja	Weight / Box Peso / Caixa Poids / Boîte Gewicht / Karton Peso / Caja	Box / Pallet Caixa / Palette Boîte / Palette Karton / Palette Caja / Pallet	SQM / Pallet M² / Palette M² / Palette M² / Palette M² / Pallet	Weight / Pallet Peso / Palette Poids / Palette Gewicht / Palette Peso / Pallet	cm / Pallet cm / Palette cm / Palette cm / Palette cm / Pallet	Pallet / Truck Palette / Camião Palette / Camion Palette / LKW Pallet / Camión
30x90x1.17 ret.	3,70	19,72	4	1,080	21,32	40	43,200	872	90x120x75	27
29.5x59.2x0.85 ret.	5,73	14,15	8	1,400	19,81	32	44,800	654	80x120x75	36
30x60x0.85	5,48	14,13	8	1,460	20,63	32	46,720	680	80x120x75	35
20x50x0.8	10,00	13,25	16	1,600	21,20	48	76,800	1033	80x120x95	23
26.7x41.6x0.77	9,00	13,13	9	1,000	13,13	78	78,000	1044	80x120x96	23
25x40x0.85	10,00	14,19	15	1,500	21,30	48	72,000	1042	80x120x90	23
20x40x0.77	12,50	13,06	15	1,200	15,70	64	76,800	1018	80x120x95	23
20x20x0.65	25,00	10,60	25	1,000	10,60	96	96,000	1038	80x120x95	23
7.2x30x0.85 (Petra)	46,15	14,15	18	0,390	5,52	136	53,040	766	80x120x63	32
8.6x26.2x0.9	44,40	15,53	25	0,563	8,74	72	40,536	645	80x120x68	37
6.4x26.2x0.9	59,52	14,76	25	0,420	6,20	96	40,320	615	80x120x69	39
5.6x26.7x0.77	61,70	11,76	48	0,778	9,15	96	74,690	893	80x120x85	27
13.5x15x1 (Scales)	90,70	16,80	14	0,154	2,60	138	21,252	373	80x120x100	32
14x14x0.9	52,08	15,45	25	0,480	7,00	138	66,240	986	80x120x100	24
13x13x0.9	59,52	15,45	25	0,420	6,49	144	60,480	955	80x120x93	25
10x10x0.9	100,00	15,20	25	0,250	3,80	224	56,000	871	80x120x95	27
6.7x14x0.9	108,70	15,00	25	0,230	3,45	276	63,480	972	80x120x100	25
6.5x13x0.9	125,00	15,85	25	0,200	3,17	288	57,600	933	80x120x93	26
LOS 10x18x0.85	105,08	13,74	24	0,227	3,12	80	18,160	270	80x120x70	-
LOS 9x15x0.9	147,06	15,45	25	0,170	2,54	240	40,800	630	80x120x98	33

FULL BODY MOSAICS							
Sizes (cm) Dimensão (cm) Format (cm) Maße (cm) Formato (cm)	Weight / Piece Peso / Peça Poids / Pièce Gewicht / Stück Peso / Pieza	Pieces / Box Peças / Caixa Pièces / Boîte Stück / Karton Piezas / Caja	Weight / Box Peso / Caixa Poids / Boîte Gewicht / Karton Peso / Caja	Sizes (cm) Dimensão (cm) Format (cm) Maße (cm) Formato (cm)	Weight / Piece Peso / Peça Poids / Pièce Gewicht / Stück Peso / Pieza	Pieces / Box Peças / Caixa Pièces / Boîte Stück / Karton Piezas / Caja	Weight / Box Peso / Caixa Poids / Boîte Gewicht / Karton Peso / Caja
Mosaic 29.5x29.5x0.8 (4.7)	1,50	11	16,50	Mosaic Hexa 27.2x27.2x1	1,86	9	16,74
Mosaic 29.5x29.5x0.8 (3x15)	1,50	11	16,50	Mosaic Sticks 29.5x29.5x0.8	1,50	11	16,50
Mosaic 29.5x29.5x0.6 (4.5x5)	1,00	13	13,00				

MOSAICS . DECORS . LISTELLOS							
Sizes (cm) Dimensão (cm) Format (cm) Maße (cm) Formato (cm)	Weight / Piece Peso / Peça Poids / Pièce Gewicht / Stück Peso / Pieza	Pieces / Box Peças / Caixa Pièces / Boîte Stück / Karton Piezas / Caja	Weight / Box Peso / Caixa Poids / Boîte Gewicht / Karton Peso / Caja	Sizes (cm) Dimensão (cm) Format (cm) Maße (cm) Formato (cm)	Weight / Piece Peso / Peça Poids / Pièce Gewicht / Stück Peso / Pieza	Pieces / Box Peças / Caixa Pièces / Boîte Stück / Karton Piezas / Caja	Weight / Box Peso / Caixa Poids / Boîte Gewicht / Karton Peso / Caja
Mosaic 30x30x1.17	1,46	8	11,68	Mosaic Herring 24.5x27.5x1.17	1,31	8	10,48
Mosaic 29.5x29.5x1.17 (2.5)	1,46	8	11,68	Mosaic Herring 24.5x27.5x0.85	0,95	11	10,45
Mosaic 29.5x29.5x0.85 (2.5)	1,23	11	13,53	Mosaic Hexa 26.8x32.2x0.85	0,92	10	9,20
Mosaic 29.5x29.5x0.77 (2.5)	1,15	12	13,80	Mosaic Hexa Slim 28.1x34.1x0.85	1,05	10	10,50
Mosaic 29.5x29.5x0.77 (4.7)	1,15	12	13,80	Mosaic Leaf 34.7x37.2x1.17	1,56	6	9,36
Mosaic Arrow 22.4x29.5x1.17	1,35	8	10,80	Mosaic Picket 26.5x27.8x0.85	0,90	11	9,90
Mosaic Basket 34x34x0.85	1,51	10	15,10	Mosaic Town 29.5x31x0.85	1,23	11	13,53
Mosaic Brick 25.9x29.5x0.85	1,07	11	11,77	Faixa 7.2x59.2x0.85	0,60	18	10,86
Mosaic Diamond 18x21x0.85	0,40	10	4,05	Faixa 7.2x60x0.85	0,61	18	11,06
Mosaic Half Hexa 29.2x35.1x0.85	1,28	10	12,80	Faixa 6.3x41.6x0.77	0,34	24	8,16



FLOOR TILES . PAVIMENTOS . CARREAUX DE SOL . BODENFLIESEN . PAVIMENTO

Sizes (cm) Dimensão (cm) Format (cm) Maße (cm) Formato (cm)	Pieces / SQM Peças / M ² Pièces / M ² Stück / M ² Piezas / M ²	Weight / SQM Peso / M ² Poids / M ² Gewicht / M ² Peso / M ²	Pieces / Box Peças / Caixa Pièces / Boîte Stück / Karton Piezas / Caja	SQM / Box M ² / Caixa M ² / Boîte M ² / Karton M ² / Caja	Weight / Box Peso / Caixa Poids / Boîte Gewicht / Karton Peso / Caja	Box / Pallet Caixa / Palette Boîte / Palette Karton / Palette Caja / Pallet	SQM / Pallet M ² / Palette M ² / Palette M ² / Palette M ² / Pallet	Weight / Pallet Peso / Palette Poids / Palette Gewicht / Palette Peso / Pallet	cm / Pallet cm / Palette cm / Palette cm / Palette cm / Pallet	Pallet / Truck Palette / Camião Palette / Camion Palette / LKW Pallet / Camión
45x45x0.85	4,95	18,05	5	1,010	18,23	36	36,360	671	80x120x60	35
20x20x0.85	25,00	18,05	20	0,800	14,44	72	57,600	1060	80x120x75	22
10x10x0.6	99,00	11,50	99	1,000	11,50	48	48,000	572	80x120x60	-



STAIRSTEPS . SKIRTINGS . MOSAICS

Sizes (cm) Dimensão (cm) Format (cm) Maße (cm) Formato (cm)	Weight / Piece Peso / Peça Poids / Piéce Gewicht / Stück Peso / Pieza	Pieces / Box Peças / Caixa Pièces / Boîte Stück / Karton Piezas / Caja	Weight / Box Peso / Caixa Poids / Boîte Gewicht / Karton Peso / Caja	Sizes (cm) Dimensão (cm) Format (cm) Maße (cm) Formato (cm)	Weight / Piece Peso / Peça Poids / Piéce Gewicht / Stück Peso / Pieza	Pieces / Box Peças / Caixa Pièces / Boîte Stück / Karton Piezas / Caja	Weight / Box Peso / Caixa Poids / Boîte Gewicht / Karton Peso / Caja
Skirting 8x45x0.85	0,64	28	17,92	Stairstep 45x45x0.85	3,67	6	22,02
Skirting 8x20x0.85	0,30	44	13,20	Mosaic 20x20x0.85	0,73	10	7,30

PRODUCT

1.1. The products manufactured by Aleluia Cerâmicas S.A. (hereinafter referred to as Aleluia) are produced in accordance to the applicable European standards. Aleluia sells exclusively to professional distributors, who are responsible for providing correct technical information to retailers and/or end consumers.

1.2. The classification of products is indicated by Aleluia in its advertising materials (catalogues, brochures, website).

1.3. The customer should use the products in accordance with Aleluia's specifications, always following the application instructions on the packaging, technical data sheet, and/or advertising materials related to the product.

1.4. First-choice products comply with applicable European standards. However, due to the technical characteristics intrinsic to the products and ceramic industry, variations in colour and/or dimensions may occur between different deliveries or samples, which will not justify any claims.

1.5. The special characteristic of "resistance to frost" applies exclusively to products that contain this indication in their technical data sheets or advertising materials. In the absence of this reference, products are considered suitable only for indoor use or in locations not exposed to atmospheric elements that could alter the product's characteristics or appearance (e.g., precipitation, sunlight, humidity, low temperatures, etc.).

1.6. Products not classified as first choice, as well as stocks of discontinued products or special batches, are not covered by the warranty, and Aleluia will not accept any claims for quality or manufacturing defects.

1.7. The presentation of products in various advertising materials is purely illustrative and may not accurately represent the final aesthetic appearance after their application.

ORDERS AND RECEIPT OF MATERIALS

2.1. After receiving an order, Aleluia will send the customer a written confirmation, who should immediately validate all the items and alert Aleluia to any necessary corrections. The customer may cancel the order up to 3 working days after the sending of the confirmation. After this period, the terms and conditions (general or specific) are considered accepted, and the customer cannot claim ignorance of these terms.

2.2. The delivery dates communicated to the customer are always indicative. If the customer fails to meet their obligations towards Aleluia, or if force majeure events prevent the fulfillment of the defined deadlines, these will be automatically extended to the corresponding extent, and the customer cannot alter or cancel the order based on this extension, nor will Aleluia be liable to pay any compensation or damages as a result.

2.3. The customer is responsible for checking the goods and corresponding invoices upon receipt, ensuring that the products delivered match the order and are not damaged due to transport.

2.4. Unless otherwise agreed, Aleluia fulfills its delivery obligation when making the goods available to the customer at any of its production units, and the customer is responsible for arranging transportation and ensuring the necessary conditions for delivering the material to its final destination (warehouse or project site).

PRICES AND FINANCIAL CONDITIONS

3.1. The selling prices are those indicated in the price list in effect on the date of the order confirmation and are subject to VAT at the applicable legal rate. Prices are presented per square meter, and for special pieces, per unit / piece.

3.2. Quantity discounts and payment conditions will be those in effect on the date of invoice issuance, unless otherwise agreed in writing between Aleluia and the customer.

3.3. Payments will be made by bank transfer or another method agreed upon between the parties. All charges related to other payment methods or delayed payment terms are the customer's responsibility. From the invoice due date, the customer enters into default and is liable to pay interest at the legally prescribed annual rate, under Articles 102 of the Commercial Code and 802 to 805 of the Civil Code.

3.4. Goods remain the property of Aleluia until full payment is made.

3.5. Aleluia reserves the right to: anticipate the due date of invoices in case of justified concern regarding the solvency or credibility of the customer, request the provision of guarantees, or suspend and/or cancel orders from customers in default.

RETURNS OF MATERIAL

4.1. Returns of products based on clause 2.3 of these general terms will only be accepted with Aleluia's consent.

4.2. Returns of products considered defective require evaluation by Aleluia's Quality Department, which may send a company representative to the site of the claim, whenever justified.

4.3. Returns due to customer errors, such as incorrect references or quantities ordered and cancellations, will only be accepted with Aleluia's express consent, and the customer must bear the transportation costs and a 10% penalty on the corresponding value.

4.4. Returned material must be in perfect conditions in terms of packaging and palletization.

COMPLAINTS

5.1. Customer complaints must be submitted in writing, describing the issue/defect in detail. Whenever possible, they should be accompanied with samples or photographs identifying the reason for the complaint.

5.2. Complaints related to installed material will only be accepted in exceptional cases and with reservations. Even so, only complaints regarding the intrinsic characteristics of the product will be analysed, and not those resulting from incorrect application and/or improper use of the material.

5.3. Complaints about broken material will only be accepted within two weeks of the materials receipt. Complaints regarding prices or commercial discounts will only be accepted within a maximum of fifteen days from the date of invoice issuance.

5.4. The submission of a complaint does not exempt the buyer from prompt payment and fulfillment of other obligations, without prejudice to any future adjustments that may be necessary.

FORCE MAJEURE

6. Aleluia's obligations are suspended, and it will not be held responsible for any breach of contract, including the failure to deliver or delayed delivery of the product, resulting from events beyond its control, such as failure of suppliers to deliver on time, breakdowns in facilities, strikes, natural disasters, interruptions of electricity/gas supply, or difficulties in transportation.

APPLICABLE LAW AND COMPETENT JURISDICTION

Any conditions stated in other documents that contradict these General Terms of Sales are considered null, except for those explicitly accepted by Aleluia in writing.

These General Terms of Sales are governed by Portuguese Law. To resolve any disputes arising between Aleluia and a customer, the Court of Aveiro is hereby established as the competent jurisdiction.

Condições Gerais de Venda

PRODUTO

1.1. Os produtos fabricados pela Aleluia Cerâmicas SA (doravante designada por Aleluia), são produzidos em conformidade com as normas europeias aplicáveis. A Aleluia vende exclusivamente a revendedores profissionais, que são responsáveis por prestar informações técnicas corretas aos retalhistas ou consumidores finais.

1.2. A classificação dos produtos é indicada pela Aleluia nos seus suportes publicitários (catálogos, folhetos, site).

1.3. O cliente deverá usar os produtos em conformidade com as especificações da Aleluia, respeitando sempre as instruções de aplicação presentes na embalagem, ficha técnica e ou nos suportes publicitários afetos ao produto.

1.4. Os produtos de 1ª escolha cumprem as especificações das normas europeias aplicáveis, contudo, devido às características técnicas intrínsecas aos produtos e indústria cerâmicos, podem ocorrer variações de tonalidade e/ou dimensão, relativamente a diferentes entregas ou amostras, que não são suscetíveis de fundamentar qualquer reclamação.

1.5. A característica especial de “resistência ao gelo” aplica-se exclusivamente aos produtos que contêm essa indicação nas respetivas fichas técnicas ou suportes publicitários. Na ausência dessa referência, os produtos são considerados indicados exclusivamente para utilização em interior ou em locais que não estejam expostos a elementos atmosféricos passíveis de alterar as características de resistência ou aparência do produto (ex: precipitação, sol, humidade, temperaturas baixas, etc.).

1.6. Os produtos não classificados como 1ª escolha, bem como os stocks de produtos que tenham sido descontinuados ou lotes especiais, não estão abrangidos pela garantia, pelo que a Aleluia não aceitará quaisquer reclamações de qualidade ou defeito de fabrico.

1.7. A apresentação dos produtos nos diversos suportes publicitários é meramente ilustrativa, podendo não representar de forma rigorosa o aspeto final estético após a sua aplicação em obra.

ENCOMENDAS E RECEÇÃO DO MATERIAL

2.1. Após receção de uma encomenda, a Aleluia enviará a confirmação por escrito ao cliente, que deverá validar de imediato todos os itens da mesma e alertar para eventuais correções que sejam necessárias efetuar. O cliente poderá cancelar a encomenda até 3 dias úteis após o envio da confirmação. Decorrido esse período, consideram-se aceites as condições de venda (gerais ou específicas), não podendo o cliente invocar desconhecimento dessas condições.

2.2. As datas de entrega comunicadas ao cliente, consideram-se sempre indicativas. Caso se verifique incumprimento do cliente perante a Aleluia, ou sempre que motivos de força maior impeçam o cumprimento dos prazos definidos, estes serão automaticamente prorrogados, na correspondente medida, não podendo o cliente, alterar ou anular a encomenda, com base nessa prorrogação ou a Aleluia ser responsabilizada a pagar quaisquer compensações ou indemnizações decorrentes da mesma.

2.3. O cliente é responsável por conferir, a receção, as mercadorias e respetivas faturas, devendo verificar se os produtos entregues correspondem à encomenda efetuada e se não apresentam danos decorrentes do seu transporte.

2.4. Salvo acordo em sentido diverso, a Aleluia cumpre a sua obrigação de entrega, quando coloca a mercadoria à disposição do cliente, em qualquer das suas unidades fabris, sendo este responsável por assegurar o transporte e as condições necessárias para a entrega do material no seu destino final (armazém ou obra).

PREÇOS E CONDIÇÕES FINANCEIRAS

3.1. Os preços de venda são os indicados na tabela de preços vigente à data da confirmação da encomenda, e estão sujeitos ao IVA à taxa legal em vigor. Os preços são apresentados por metro quadrado, e no caso das peças especiais, são unitários.

3.2. Os descontos de quantidade e as condições de pagamento aplicáveis, serão os que estiverem em vigor à data de emissão da fatura, salvo acordo escrito entre a Aleluia e o cliente.

3.3. Os pagamentos serão efetuados por Transferência Bancária ou outra forma acordada entre as partes. Todos os encargos inerentes a outras formas de pagamento ou dilação do prazo, são da responsabilidade do cliente. A partir da data de vencimento fixada na fatura, o cliente entra em situação de mora, incorrendo na responsabilidade de pagamento de juros, à taxa anual legalmente prevista, nos termos dos art.102º do Código Comercial e 802º a 805º do Código Civil.

3.4. A mercadoria permanece como propriedade da Aleluia até ao seu pagamento integral.

3.5. A Aleluia reserva-se o direito de: antecipar o vencimento de faturas no caso de fundamentado receio sobre a solvabilidade ou credibilidade do cliente, solicitar a prestação de garantias ou suspender ou anular encomendas do cliente relativamente às quais este esteja em incumprimento.

DEVOLUÇÕES DE MATERIAL

4.1. Devoluções de produtos com base no termo 2.3. destas condições gerais, só serão aceites com o consentimento da Aleluia.

4.2. Devoluções de produtos considerados defeituosos carecem de avaliação do Departamento de Qualidade da Aleluia, que poderá deslocar um colaborador da empresa ao local da reclamação, sempre que tal se justifique.

4.3. Devoluções de produtos devido a erros imputados ao cliente, nomeadamente equívocos nas referências ou nas quantidades encomendas e desistências, só serão aceites com consentimento expresso da Aleluia, e desde que o cliente assuma os encargos de transporte da devolução e uma penalização de 10% sobre o valor correspondente.

4.4. O material devolvido deve ser entregue em perfeitas condições de embalagem e paletização.

RECLAMAÇÕES

5.1. As reclamações de cliente deverão ser apresentadas por escrito, descrevendo o problema/defeito de forma pormenorizada. Sempre que possível, devem ser complementadas com peças ou fotografias representativas da causa da reclamação.

5.2. As reclamações relativas a material colocado, serão aceites apenas a título excecional e sob reserva. Ainda assim, só serão analisadas aquelas que respeitem as características intrínsecas do produto, excluindo-se as decorrentes de aplicação incorreta ou uso inadequado do material.

5.3. As reclamações de material partido só serão aceites no prazo de duas semanas após a receção do mesmo. As reclamações relativas a preços ou descontos comerciais só serão aceites no prazo máximo de quinze dias, a contar da data do envio da fatura.

5.4. A apresentação da reclamação, em caso algum, desobriga o comprador de pagar atempadamente o preço e de cumprir as demais obrigações assumidas, sem prejuízo dos acertos futuros que se imponham.

CASO DE FORÇA MAIOR

6. As obrigações da Aleluia ficam suspensas e esta não será responsável perante o comprador por qualquer incumprimento do contrato, incluindo a falta de entrega ou a entrega com atraso do produto, que derive de factos que estão fora do seu controlo, fortuitos e ou de força maior, designadamente a não entrega ou entrega com atraso de materiais por parte de fornecedores, avarias nas instalações, greves, factos da natureza, interrupções no fornecimento de energia elétrica / gás, suspensão ou dificuldades de transporte.

LEI APLICÁVEL E JURISDIÇÃO COMPETENTE

São consideradas nulas as condições enunciadas noutros documentos, que contrariem o disposto nestas Condições Gerais de Venda, com exceção daquelas que foram aceites por escrito pela Aleluia.

As presentes Condições Gerais de Venda regem-se pela Lei Portuguesa. Para dirimir qualquer litígio emergente entre a Aleluia e o cliente, fica estabelecido como competente o Foro da Comarca de Aveiro.

PRODUTO

1.1. Les produits fabriqués par Aleluia Cerâmicas SA (ci-après dénommée Aleluia) sont fabriqués conformément aux normes européennes en vigueur. Aleluia vend exclusivement à des revendeurs professionnels, qui ont la responsabilité de fournir les informations techniques correctes aux détaillants ou aux consommateurs finaux.

1.2. La classification des produits est indiquée par Aleluia dans ses supports marketing (catalogues, dépliants, site internet).

1.3. Le client doit utiliser les produits conformément aux spécifications d'Aleluia, en respectant toujours les instructions d'application figurant sur l'emballage, la fiche technique et/ou sur les supports marketing joints au produit.

1.4. Les produits de 1er choix sont conformes aux spécifications des normes européennes en vigueur, cependant, en raison des caractéristiques techniques intrinsèques aux produits céramiques et à son industrie, des variations de ton et/ou de taille peuvent survenir, entre 2 livraisons ou échantillons, et ne sont pas susceptibles de justifier de réclamation.

1.5. La caractéristique particulière « résistance au gel » s'applique exclusivement aux produits qui contiennent cette indication dans leurs fiches techniques ou supports marketing. En l'absence d'une telle référence, les produits sont considérés comme étant exclusivement adaptés à une utilisation en intérieur ou dans des endroits qui ne sont pas exposés aux éléments atmosphériques susceptibles d'altérer les caractéristiques de résistance ou d'aspect du produit (par exemple, précipitations, soleil, humidité, basses températures, etc.)

1.6. Les produits non classés 1er choix, ainsi que les stocks de produits supprimés de la gamme ou les lots spéciaux, ne sont pas couverts par la garantie, par conséquent Aleluia n'acceptera aucune réclamation concernant des défauts de qualité ou de fabrication sur ces produits.

1.7. La présentation des produits dans divers supports marketing est purement indicative et peut ne pas représenter fidèlement l'aspect esthétique final après application du produit.

COMMANDE ET RÉCEPTION DE MATÉRIEL

2.1. Après réception d'une commande, Aleluia enverra une confirmation écrite au client, qui devra immédiatement valider tous les éléments de la commande et alerter sur les éventuelles erreurs. Le client peut annuler la commande dans un délai de 3 jours ouvrables après l'envoi de la confirmation. Passé ce délai, les conditions de vente (générales ou particulières) sont considérées comme acceptées, et le client ne pourra prétendre méconnaître ces conditions.

2.2. Les dates de livraison communiquées au client sont toujours considérées comme indicatives. En cas de défaut du client envers Aleluia, ou lorsque des raisons de force majeure empêchent le respect des délais définis, ceux-ci seront automatiquement prolongés, dans la mesure correspondante, et le client ne pourra pas modifier ou annuler la commande, sur la base de cette prolongation., ni Aleluia ne pourra être tenue responsable du paiement d'une quelconque compensation ou indemnité en découlant.

2.3. Le client est tenu de vérifier l'état des marchandises ainsi que les factures respectives à la réception, de plus il doit vérifier que les produits livrés correspondent à la commande passée et qu'ils ne présentent aucun dommage résultant de leur transport.

2.4. Sauf convention contraire, Aleluia remplit son obligation de livraison lorsqu'elle met la marchandise à disposition du client, dans l'une de ses unités de fabrication, à charge du client d'assurer le transport et les conditions nécessaires à la livraison du matériel à sa destination finale. (entrepôt ou chantier de construction).

TARIFS ET CONDITIONS FINANCIÈRES

3.1. Les prix de vente sont ceux indiqués dans le tarif en vigueur à la date de confirmation de la commande, et sont soumis à la TVA au taux légal en vigueur. Les prix sont indiqués au mètre carré et, dans le cas de pièces spéciales, ils sont à l'unité.

3.2. Les remises quantitatives et les conditions de paiement applicables seront celles en vigueur à la date d'émission de la facture, sauf accord contraire validé par écrit entre Aleluia et le client.

3.3. Les paiements seront effectués par virement bancaire ou autre méthode convenue entre les parties. Tous les frais inhérents à d'autres formes de paiement ou de prolongation de délais sont à la charge du client. À compter de la date d'échéance indiquée sur la facture, le client est en défaut de paiement, encourant le risque du paiement des intérêts au taux annuel légalement établi, conformément à l'art. 102 du Code de commerce et 802 à 805 du Code civil.

3.4. La marchandise reste la propriété d'Aleluia jusqu'au paiement intégral du matériel.

3.5. Aleluia se réserve le droit de : avancer la date d'échéance des factures en cas de doutes fondés sur la solvabilité ou la crédibilité du client, demander la fourniture de garanties ou suspendre ou annuler les commandes du client pour lesquelles ce dernier est en défaut.

Conditions Générales de Vente

RETOURS DE MATÉRIEL

4.1. Retours de produits basés sur la clause 2.3. des présentes conditions générales ne seront acceptés qu'avec le consentement d'Aleluia.

4.2. Les retours de produits considérés comme défectueux nécessitent une évaluation par le Département Qualité d'Aleluia, qui peut envoyer un employé de l'entreprise sur le lieu de la réclamation, chaque fois que cela est justifié.

4.3. Les retours de produits dus à des erreurs imputables au client, à savoir des erreurs de références ou de quantités commandées et des annulations, ne seront acceptés qu'avec le consentement exprès d'Aleluia, et à condition que le client assume les frais de transport du retour et une pénalité de 10 % sur la valeur correspondante.

4.4. Le matériel retourné doit être livré dans un emballage parfait et palettisé.

RÉCLAMATIONS

5.1. Les réclamations des clients doivent être soumises par écrit, en décrivant le problème/défaut en détail. Dans la mesure du possible, elles doivent être complétées par des pièces ou des photographies représentant la cause de la plainte.

5.2. Les réclamations concernant le matériel appliqué ne seront acceptées qu'à titre exceptionnel et sous réserve. Néanmoins, seules les réclamations ayant trait aux caractéristiques intrinsèques du produit seront analysées, seront exclues celles résultant d'une application incorrecte ou d'une utilisation inappropriée du matériau.

5.3. Les réclamations concernant du matériel cassé ne seront acceptées que dans les deux semaines suivant la réception. Les réclamations concernant les prix ou les remises commerciales ne seront acceptées que dans un délai maximum de quinze jours, à compter de la date d'envoi de la facture.

5.4. La présentation d'une réclamation n'exonère en aucun cas l'acheteur du paiement de la facture dans les délais contractuel ni de l'exécution des autres obligations assumées, sans présumer des éventuels ajustements ultérieurs qui pourraient s'avérer nécessaires.

CAS DE FORCE MAJEURE

6. Les obligations d'Aleluia sont suspendues et elle ne sera pas responsable envers l'acheteur de toute rupture du contrat, y compris la non-livraison ou la livraison tardive du produit, qui découle de faits indépendants de sa volonté, fortuits et/ou de force majeure, notamment la non-livraison ou la livraison tardive de matériaux par les fournisseurs, les dommages aux installations, les grèves, les événements naturels, les interruptions de fourniture d'électricité/gaz, la suspension ou les difficultés de transport.

LOI APPLICABLE ET JURIDICTION COMPÉTENTE

Les conditions énoncées dans d'autres documents qui contredisent les dispositions des présentes Conditions Générales de Vente sont considérées comme nulles et non avenues, à l'exception de celles qui ont été acceptées par écrit par Aleluia.

Les présentes Conditions Générales de Vente sont régies par la loi portugaise. Pour résoudre tout litige survenant entre Aleluia et un client, la juridiction du District d'Aracaju est désignée comme juridiction compétente.

Allgemeine Verkaufsbedingungen

PRODUKT

1.1. Die von Aleluia Cerâmicas SA (im Folgenden Aleluia genannt) hergestellten Produkte werden gemäß den geltenden europäischen Normen hergestellt. Aleluia verkauft ausschließlich an professionelle Wiederverkäufer, die für die Bereitstellung korrekter technischer Informationen an Einzelhändler oder Endverbraucher verantwortlich sind.

1.2. Die Klassifizierung der Produkte wird von Aleluia in seinen Werbemitteln (Kataloge, Prospekte, Website) angegeben.

1.3. Der Kunde muss die Produkte gemäß den Spezifikationen von Aleluia verwenden und dabei stets die Anwendungshinweise auf der Verpackung, dem technischen Datenblatt und/oder den dem Produkt beigefügten Werbeträgern beachten.

1.4. Produkte erster Wahl entsprechen den Spezifikationen der geltenden europäischen Normen. Aufgrund der technischen Eigenschaften von Keramikprodukten und der Keramikindustrie können jedoch Abweichungen im Farbton und/oder in der Größe auftreten, die bei unterschiedlichen Lieferungen oder Mustern nicht möglich sind etwaige Beschwerden zu begründen.

1.5. Die besondere Eigenschaft „Frostbeständigkeit“ gilt ausschließlich für Produkte, die diese Angabe in ihren jeweiligen technischen Datenblättern oder Werbemitteln enthalten. In Abwesenheit dieses Hinweises gelten die Produkte als ausschließlich für die Verwendung in Innenräumen oder an Orten geeignet, die keinen atmosphärischen Elementen ausgesetzt sind, die die Widerstandseigenschaften oder das Aussehen des Produkts verändern könnten (z. B. Niederschlag, Sonne, Feuchtigkeit, niedrige Temperaturen usw.).

1.6. Produkte, die nicht als 1. Wahl eingestuft sind, sowie Lagerbestände von Auslaufprodukten oder Sonderchargen fallen nicht unter die Garantie, daher akzeptiert Aleluia keine Reklamationen bezüglich Qualitäts- oder Herstellungsfehlern.

1.7. Die Darstellung der Produkte in den verschiedenen Werbeträgern dient lediglich der Veranschaulichung und spiegelt möglicherweise nicht das endgültige ästhetische Erscheinungsbild nach der Anwendung vor Ort wider.

BESTELLUNGEN UND MATERIALANNAHME

2.1. Nach Erhalt einer Bestellung sendet Aleluia eine schriftliche Bestätigung an den Kunden, der alle Artikel in der Bestellung unverzüglich validieren und ihn auf eventuell erforderliche Korrekturen hinweisen muss. Der Kunde kann die Bestellung bis zu 3 Werktagen nach Versand der Bestätigung stornieren. Nach Ablauf dieser Frist gelten die Verkaufsbedingungen (allgemeine oder besondere) als akzeptiert und der Kunde kann sich nicht auf Unkenntnis dieser Bedingungen berufen.

2.2. Dem Kunden mitgeteilte Liefertermine gelten stets als Richtwerte. Wenn der Kunde Aleluia nicht nachkommt oder wenn Gründe höherer Gewalt die Einhaltung der festgelegten Fristen verhindern, so verlängern sich diese automatisch im entsprechenden Umfang und der Kunde kann die Bestellung auf dieser Grundlage nicht ändern oder stornieren. Aleluia ist nicht für die Zahlung etwaiger Entschädigungen oder Schäden verantwortlich, die sich daraus ergeben.

2.3. Der Kunde ist dafür verantwortlich, beim Empfang die Waren und die entsprechenden Rechnungen zu überprüfen und sicherzustellen, dass die gelieferten Produkte der aufgegebenen Bestellung entsprechen und keine Transportschäden aufweisen.

2.4. Sofern nicht anders vereinbart, erfüllt Aleluia seine Lieferverpflichtung, wenn es dem Kunden die Waren in einer seiner Produktionsstätten zur Verfügung stellt. Der Kunde ist für die Sicherstellung des Transports und der notwendigen Bedingungen für die Lieferung des Materials an seinen endgültigen Bestimmungsort (Lager oder Baustelle) verantwortlich.

PREISE UND FINANZIELLE KONDITIONEN

3.1. Die Verkaufspreise sind in der zum Zeitpunkt der Auftragsbestätigung gültigen Preisliste angegeben und verstehen sich zuzüglich der jeweils gültigen Mehrwertsteuer. Die Preise verstehen sich pro Quadratmeter und bei Formteile pro Einheit.

3.2. Die anwendbaren Mengenrabatte und Zahlungsbedingungen sind diejenigen, die zum Zeitpunkt der Rechnungsstellung gelten, sofern zwischen Aleluia und dem Kunden nichts anderes schriftlich vereinbart wurde.

3.3. Zahlungen erfolgen per Banküberweisung oder einer anderen Methode, die zwischen den Parteien vereinbart wurde. Alle verbundenen Kosten mit anderen Zahlungsarten oder Fristverlängerungen liegen in der Verantwortung des Kunden. Ab dem auf der Rechnung angegebenen Fälligkeitsdatum gerät der Kunde in Verzug und ist zur Zahlung von Zinsen in Höhe des gesetzlich festgelegten Jahressatzes gemäß Art. 102 des Handelsgesetzbuchs und Art. 802 bis 805 des Bürgerlichen Gesetzbuchs verpflichtet.

3.4. Die Ware bleibt bis zur vollständigen Bezahlung Eigentum von Aleluia.

3.5. Aleluia behält sich das Recht vor, bei begründeten Bedenken hinsichtlich der Zahlungsfähigkeit oder Kreditwürdigkeit des Kunden die Fälligkeit von Rechnungen vorzuziehen, die Bereitstellung von Garantien zu verlangen oder Kundenaufträge, mit denen der Kunde in Verzug ist, auszusetzen oder zu stornieren.

MATERIALRÜCKGABEN

4.1. Produktrückgaben gemäß Ziffer 2.3. dieser Allgemeinen Geschäftsbedingungen werden nur mit Zustimmung von Aleluia akzeptiert.

4.2. Rücksendungen von Produkten, die als fehlerhaft gelten, bedürfen einer Bewertung durch die Qualitätsabteilung von Aleluia, die in begründeten Fällen einen Mitarbeiter des Unternehmens an den Ort der Reklamation senden kann.

4.3. Produktrücksendungen aufgrund von Fehlern, die dem Kunden zuzuschreiben sind, insbesondere Fehler bei Referenzen oder Bestellmengen sowie Widerruf, werden nur mit ausdrücklicher Zustimmung von Aleluia und unter der Voraussetzung akzeptiert, dass der Kunde die Versandkosten für die Rücksendung und eine Strafe von 10 % auf den entsprechenden Wert übernimmt.

4.4. Das zurückgegebene Material muss in einwandfreiem Verpackungs- und Palettierzustand angeliefert werden.

REKLAMATIONEN

5.1. Kundenreklamationen müssen schriftlich erfolgen und das Problem/den Mangel detailliert beschreiben. Wenn möglich, sollten diese durch Stücke oder Fotos ergänzt werden, die die Ursache der Reklamation darstellen.

5.2. Beanstandungen von verlegtem Material werden nur in Ausnahmefällen und unter Vorbehalt entgegengenommen. Dennoch werden nur diejenigen analysiert, die die intrinsischen Eigenschaften des Produkts respektieren, mit Ausnahme derjenigen, die auf falscher Anwendung oder unsachgemäßer Verwendung des Materials resultieren.

5.3. Reklamationen wegen defektem Material werden nur innerhalb von zwei Wochen nach Erhalt entgegengenommen. Reklamationen zu Preisen oder Handelsrabatten werden nur innerhalb einer Frist von maximal fünfzehn Tagen akzeptiert, gerechnet ab dem Datum der Rechnungszustellung.

5.4. Die Vorlage der Reklamation entbindet den Käufer in keinem Fall von der rechtzeitigen Zahlung des Preises und von der Erfüllung der anderen übernommenen Verpflichtungen, unbeschadet künftiger eventuell erforderlicher Abrechnungen.

HÖHERE GEWALT

6. Die Verpflichtungen von Aleluia werden ausgesetzt und Aleluia haftet gegenüber dem Käufer nicht für Vertragsverletzungen, einschließlich der Nichtlieferung oder verspäteten Lieferung des Produkts, die auf Tatsachen außerhalb ihrer Kontrolle, zufällige Ereignisse und/oder höhere Gewalt zurückzuführen sind, Nichtlieferung oder verspätete Lieferung von Materialien durch Lieferanten, Betriebsstörungen, Streiks, Naturereignisse, Unterbrechungen der Strom-/Gasversorgung, Aussetzung oder Transportschwierigkeiten.

ANWENDBARES RECHT UND ZUSTÄNDIGE GERICHTSBARKEIT

In anderen Dokumenten dargelegte Bedingungen, die den Bestimmungen dieser Allgemeinen Verkaufsbedingungen widersprechen, gelten als nichtig, mit Ausnahme derjenigen, die von Aleluia schriftlich akzeptiert wurden.

Diese Allgemeinen Verkaufsbedingungen unterliegen portugiesischem Recht. Für die Beilegung etwaiger Streitigkeiten zwischen Aleluia und dem Kunden wird hiermit das Gericht des Bezirks Aveiro als zuständig bestimmt.

PRODUCTO

1.1. Los productos fabricados por Aleluia Cerâmicas S.A. (en adelante, Aleluia) se producen de conformidad con las normas europeas aplicables. Aleluia vende exclusivamente a distribuidores profesionales, quienes son responsables de proporcionar información técnica precisa a los minoristas o consumidores finales.

1.2. La clasificación de los productos está indicada por Aleluia en sus materiales publicitarios (catálogos, folletos, sitio web).

1.3. El cliente deberá utilizar los productos conforme a las especificaciones de Aleluia, respetando siempre las instrucciones de aplicación presentes en el embalaje, ficha técnica o en los materiales publicitarios asociados al producto.

1.4. Los productos de primera calidad cumplen las especificaciones de las normas europeas aplicables. No obstante, debido a las características técnicas inherentes a los productos y la industria cerámica, pueden producirse variaciones de tonalidad y/o dimensiones entre diferentes entregas o muestras, las cuales no serán motivo de reclamación.

1.5. La característica especial de “resistencia a las heladas” se aplica exclusivamente a los productos que incluyan dicha indicación en sus fichas técnicas o materiales publicitarios. En ausencia de esta referencia, los productos se consideran aptos únicamente para uso en interiores o en lugares no expuestos a elementos atmosféricos que puedan alterar las características de resistencia o apariencia del producto (ej.: precipitaciones, sol, humedad, bajas temperaturas, etc.).

1.6. Los productos no clasificados como de primera calidad, así como los stocks de productos discontinuados o lotes especiales, no están cubiertos por garantía, por lo que Aleluia no aceptará reclamaciones de calidad o defectos de fabricación.

1.7. La presentación de los productos en los distintos materiales publicitarios es meramente ilustrativa y puede no representar fielmente el aspecto estético final tras su aplicación en obra.

PEDIDOS Y RECEPCIÓN DEL MATERIAL

2.1. Tras recibir un pedido, Aleluia enviará una confirmación por escrito al cliente, quien deberá validar inmediatamente todos los elementos del mismo y notificar cualquier corrección necesaria. El cliente podrá cancelar el pedido hasta 3 días hábiles después del envío de la confirmación. Transcurrido este plazo, se considerarán aceptadas las condiciones de venta (generales o específicas), sin posibilidad de alegar desconocimiento de las mismas.

2.2. Las fechas de entrega comunicadas al cliente son siempre indicativas. En caso de incumplimiento por parte del cliente o ante situaciones de fuerza mayor que impidan el cumplimiento de los plazos, estos se prorrogarán automáticamente, sin que el cliente pueda modificar o cancelar el pedido ni Aleluia ser responsable de pagar compensaciones o indemnizaciones derivadas de ello.

2.3. El cliente es responsable de verificar, al momento de la recepción, las mercancías y facturas, asegurándose de que los productos entregados correspondan al pedido realizado y no presenten daños por transporte.

2.4. Salvo acuerdo en contrario, Aleluia cumple su obligación de entrega cuando pone la mercancía a disposición del cliente en cualquiera de sus unidades de fabricación. El cliente será responsable de garantizar el transporte y las condiciones necesarias para la entrega del material en su destino final (almacén u obra).

PRECIOS Y CONDICIONES FINANCIERAS

3.1. Los precios de venta serán los indicados en la lista de precios vigente a la fecha de confirmación del pedido y estarán sujetos al IVA según la tasa legal aplicable. Los precios se presentan por metro cuadrado, y en el caso de piezas especiales, de forma unitaria.

3.2. Los descuentos por cantidad y las condiciones de pago aplicables serán las vigentes a la fecha de emisión de la factura, salvo acuerdo por escrito entre Aleluia y el cliente.

3.3. Los pagos se realizarán mediante transferencia bancaria u otra forma acordada entre las partes. Todos los costos asociados a otras formas de pago o extensiones de plazo serán responsabilidad del cliente. A partir de la fecha de vencimiento indicada en la factura, el cliente incurrirá en mora y deberá abonar intereses según la tasa anual legal prevista, conforme a los artículos 102 del Código Comercial y 802 a 805 del Código Civil.

3.4. La mercancía seguirá siendo propiedad de Aleluia hasta su pago completo.

3.5. Aleluia se reserva el derecho de anticipar el vencimiento de facturas en caso de dudas justificadas sobre la solvencia del cliente, solicitar garantías adicionales o suspender/anular pedidos si el cliente incurre en incumplimiento.

Condiciones Generales de Venta

DEVOLUCIONES DE MATERIAL

4.1. Las devoluciones basadas en el punto 2.3 de estas condiciones generales solo se aceptarán con el consentimiento de Aleluia.

4.2. Las devoluciones de productos considerados defectuosos estarán sujetas a la evaluación del Departamento de Calidad de Aleluia, que podrá enviar a un colaborador al lugar de la reclamación, si es necesario.

4.3. Las devoluciones por errores atribuibles al cliente, como equivocaciones en referencias, cantidades o desistimientos, solo se aceptarán con el consentimiento expreso de Aleluia, y el cliente asumirá los costos de transporte y una penalización del 10% del valor correspondiente.

4.4. El material devuelto debe entregarse en perfectas condiciones de embalaje y paletización.

RECLAMACIONES

5.1. Las reclamaciones del cliente deberán presentarse por escrito, describiendo el problema/defecto de manera detallada y, siempre que sea posible, acompañadas de muestras o fotografías representativas.

5.2. Las reclamaciones sobre material instalado se aceptarán solo de forma excepcional y bajo reserva. Solo se analizarán aquellas relacionadas con las características intrínsecas del producto, excluyéndose las derivadas de una aplicación o uso incorrecto.

5.3. Las reclamaciones por material dañado solo se aceptarán en un plazo de dos semanas desde su recepción. Las reclamaciones sobre precios o descuentos comerciales se aceptarán únicamente dentro de los quince días posteriores al envío de la factura.

5.4. La presentación de una reclamación no exime al comprador de pagar puntualmente ni de cumplir con las demás obligaciones asumidas, sin perjuicio de los ajustes futuros que correspondan.

CASO DE FUERZA MAYOR

6. Las obligaciones de Aleluia se suspenderán y esta no será responsable ante el comprador por incumplimiento del contrato, incluida la falta o demora en la entrega de productos, debido a hechos fuera de su control, como fallos de proveedores, averías, huelgas, fenómenos naturales o interrupciones en el suministro de energía o transporte.

LEY APLICABLE Y JURISDICCIÓN COMPETENTE

Las condiciones contrarias a lo dispuesto en estas Condiciones Generales de Venta serán nulas, salvo aceptación por escrito de Aleluia.

Estas condiciones se rigen por la Ley Portuguesa, y para cualquier litigio entre Aleluia y el cliente, será competente el Tribunal de la Comarca de Aveiro.



Unidade de Ilhavo

Aleluia Cerâmicas, S.A. reserves the right to delete or modify, at any time, partially or completely, any data included in this catalogue without any notice, such as: series, formats, colours, references and price groups.

The colours of the series/products are merely approximate. Shades may differ slightly.

For special applications in wet areas, please contact Aleluia Cerâmicas, S.A.' technical services.

Aleluia Cerâmicas, S.A. behält sich das Recht vor, beliebige Daten in jederzeit ohne Ankündigung zu löschen oder zu ändern, so wie: Serie, Formaten, Farben, Referenzen und Preisgruppen.

Die im Katalog Abgebildeten Farben gelten nur als Hinweise, möglich Nähe an der keramischen Realität.

Für besondere anwendungen in nassbereiche, bitte kontaktieren sie die service abteilung von Aleluia Cerâmicas, S.A..

A Aleluia Cerâmicas, S.A. reserva o direito em qualquer momento de eliminar ou modificar, total ou parcialmente qualquer dado deste catálogo sem aviso prévio, tais como: séries, formatos, cores, referências e grupos de preços.

As cores das séries/productos são meramente indicativas e podem apresentar ligeiras diferenças de tonalidades.

Para aplicações especiais em zonas húmidas, consulte os serviços técnicos da Aleluia Cerâmicas, S.A..

Aleluia Cerâmicas, S.A. reserva el derecho a eliminar o modificar en cualquier momento, total o parcialmente cualquier dato de este catálogo sin previo aviso, como: series, formatos, colores, referencias y grupos de precios.

Los colores de las series/productos son simplemente indicativos y pueden presentar ligeras diferencias de tonalidad.

Para aplicaciones especiales en zonas húmedas, consultar los servicios técnicos de Aleluia Cerâmicas, S.A..

Aleluia Cerâmicas, S.A. se réserve le droit, à tout moment de supprimer ou modifier, totalement ou partiellement les éléments de ce catalogue sans préavis, tel que: série, formats, couleurs, références et groupes de prix.

Le couleur des série/productus est purement indicatif et peut présenter de légère différence de tonalité.

Pour des applications spéciales dans des zones humides, consulter les services techniques d'Aleluia Cerâmicas, S.A..



ALELUIA CERÂMICAS, S.A.

Quinta do Simão | Apt 3024 | Esgueira
3801-101 Aveiro | Portugal
Tel. +351 234 305 600
geral@aleluia.pt

www.aleluia.pt

Showroom:

Avenida Europa - Quinta do Simão, 466
3800-230 Aveiro | Portugal